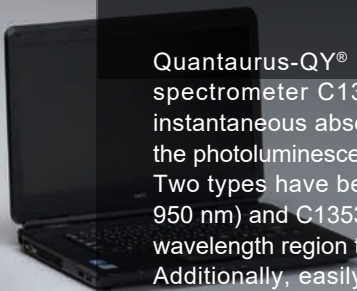


UV-NIR absolute PL quantum yield spectrometer C13534-11, -12



Quantaurus-QYTM Plus



Quantaurus-QY[®] Plus (UV-NIR absolute PL quantum yield spectrometer C13534-11, -12) is designed to measure the instantaneous absolute value of emission quantum yield using the photoluminescence method.

Two types have been made available, C13534-11 (300 nm to 950 nm) and C13534-12 (400 nm to 1100 nm), according to the wavelength region to be measured.

Additionally, easily extended functions using newly designed options allows measurements to be made in the near-infrared up to 1650 nm, at high sensitivity (evaluation of low quantum yield), and of upconverted emissions.

Additional options allow high-sensitivity, near-infrared, and upconverted measurements!

Principle of quantum yield measurement

Measurement of reference
(only for quartz cells)



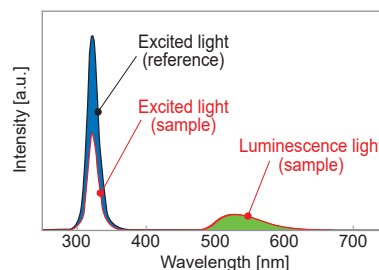
Measurement of sample
(quartz cells containing sample solution)



Calculation of
photoluminescence quantum yield

Photoluminescence
quantum yield

$$= \frac{\text{Number of photons emitted as photoluminescence from sample}}{\text{Number of photons absorbed by sample}}$$



▲ Excitation light on reference and sample and photoluminescence spectrum measurement example

Specifications

| Type number | C13534-11 | C13534-12 |
|--|----------------------------|-------------------|
| PL measurement wavelength range | 300 nm to 950 nm | 400 nm to 1100 nm |
| Monochromatic light source | | |
| Light source | 150 W xenon light source | |
| Excitation wavelength | 250 nm to 850 nm | 375 nm to 850 nm |
| Bandwidth | 10 nm or less (FWHM) | |
| Excitation wavelength control | Automatic control | |
| Multichannel spectroscope | | |
| Photo-detector | BT-CCD linear image sensor | |
| Measurement wavelength range | 200 nm to 950 nm | 350 nm to 1100 nm |
| Wavelength resolution | < 2 nm | < 2.5 nm |
| Number of photosensitive device channels | 1024 ch | |
| Device cooling temperature | -15 °C | |
| AD resolution | 16 bit | |
| Spectroscope optical arrangement | Czerny-Turner type | |
| Integrating sphere | | |
| Material | Spectralon | |
| Size | 3.3 inch | |

System example with extended functions

1

Extended Functions

Near-infrared

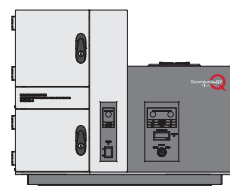
Absolute PL quantum yield spectrometer with extended NIR sensitivity C13534-31, -32
 Absolute measurement of quantum yield over a broad wavelength range up to 1650 nm is possible.

This system consists of the Quantaurus-QY® Plus (C13534-11, -12) with the addition of a supplementary unit: an NIR PL measurement unit.

Conventional apparatus for measuring quantum yield could only measure the wavelength range up to 1100 nm because of the sensitivity of the sensors. With this system, absolute measurement of the quantum yield is possible over a wide wavelength range up to 1650 nm with the addition of the NIR PL measurement unit, equipped with an InGaAs line sensor sensitive in the near-infrared.

1 NIR PL measurement unit C13684-01

A multichannel detector for measurement in the near-infrared (900 nm to 1650 nm). Sensitivity calibration data is included.



C13534-11, -12

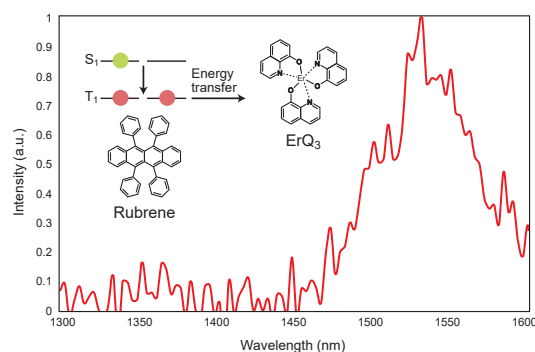


PC

+ 1 NIR PL measurement unit C13684-01

NIR emission using singlet fission process

Singlet fission is the process that two lowest triplet states (T_1) are produced with interaction between the lowest singlet state (S_1) and neighboring ground state molecules.



▲ Mechanism of singlet fission in a rubrene film

NIR emission spectrum of 2 mol% ErQ₃: rubrene film measured at excitation wavelength of 515 nm. Emission peak was 1.53 μm. NIR emission from ErQ₃ was observed after energy transfer from the lowest triplet state of rubrene which was produced with singlet fission process. PL quantum yield of 0.007 was obtained.

Courtesy of Prof. Chihaya Adachi and Hajime Nakanotani,
 Center for Organic Photonics and Electronics Research, Kyushu University
 R. Nagata, H. Nakanotani, William J. Potscavage Jr., and C. Adachi,
Adv. Mater., **2018**, 1801484

Specifications

| Type number | C13534-31 | C13534-32 |
|--|----------------------------|-------------------|
| PL measurement wavelength range | 300 nm to 1650 nm | 400 nm to 1650 nm |
| Monochromatic light source | | |
| Light source | 150 W xenon light source | |
| Excitation wavelength | 250 nm to 850 nm | 375 nm to 850 nm |
| Bandwidth | 10 nm or less (FWHM) | |
| Excitation wavelength control | Automatic control | |
| Multichannel spectroscop | | |
| Photo-detector | BT-CCD linear image sensor | |
| Measurement wavelength range | 300 nm to 950 nm | 400 nm to 1100 nm |
| Wavelength resolution | < 2 nm | < 2.5 nm |
| Number of photosensitive device channels | 1024 ch | |
| Multichannel spectroscop for C13684-01 | | |
| Photo-detector | InGaAs linear image sensor | |
| Measurement wavelength range | 900 nm to 1650 nm | |
| Wavelength resolution | < 9 nm | |
| Number of photosensitive device channels | 256 ch | |
| Integrating sphere | | |
| Material | Spectralon | |
| Size | 3.3 inch | |

System example with extended functions

2

Extended Functions

High sensitivity

Absolute PL quantum yield spectrometer with high sensitivity in UV-NIR C13534-33, -34

Evaluation of low quantum yield of 1% or less is possible. Shows its strength for measurements in the near-infrared region.

This system consists of the Quantaaurus-QY® Plus (C13534-11, -12) with the addition of supplementary units: an NIR PL measurement unit, a high power Xe lamp unit and a filter unit.

With the apparatus used for measuring the absolute PL quantum yield in the past, it was often fundamentally difficult to evaluate low quantum yield (for example, 1 % or less). This system has made it possible to evaluate a low quantum yield of 1 % or less through the use of a high-output xenon lamp as an excitation source. It is particularly effective in extending the measurement wavelength range to the near-infrared region.

1 NIR PL measurement unit C13684-01


A multichannel detector for measurement in the near-infrared (900 nm to 1650 nm). Sensitivity calibration data is included.

2 High power Xe lamp unit L13685-01

This excitation light source is used for evaluating low quantum yields with high sensitivity. Used in combination with the A13686 excitation filter.

3 Filter unit A13687-01

This bandpass filter is used in combination with the L13685-01 high-output xenon lamp unit. It can be selected in accordance with the excitation wavelength to be used.



C13534-11, -12



PC

+ **1** NIR PL measurement unit C13684-01

+ **2** High power Xe lamp unit L13685-01

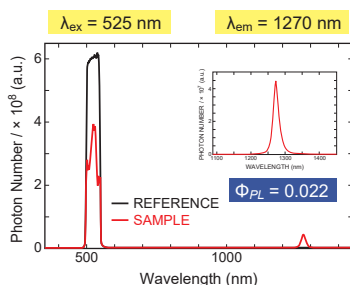
+ **3** Filter unit A13687-01

+ **4** Filter for excitation A13686 (Option)

4 Filter for excitation A13686 (Option)

This dimmer filter is for use with the L13685-01 high power xenon lamp unit. Sensitivity calibration data is included.

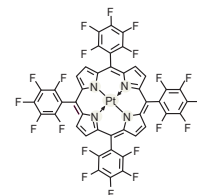
Absolute phosphorescence quantum yield of singlet molecular oxygen



▲ Excitation light profile and emission spectrum in the presence/absence of a chloroform solution of PtTFPP

This is an example of the Photoluminescence quantum yield measurement of singlet oxygen using platinum (II) meso-tetra (pentafluorophenyl) porphine (PtTFPP) solution as a sensitizer. We successfully expanded the wavelength region for the measurements to a 400 nm to 1650 nm range using a combination of BT-CCD and InGaAs line sensors.

As a result, we were able to simultaneously measure both the excitation light profile (center wavelength: 525 nm) and the singlet oxygen emission spectrum (peak wavelength: 1270 nm), and obtained 0.022 as the absolute photoluminescence quantum yield for singlet oxygen.



platinum (II) meso-tetra (pentafluorophenyl) porphine (PtTFPP)

Courtesy of Prof. Tobita and Prof. Okutsu, Graduate School of Science and Technology, Gunma University
N. Hasebe, K. Suzuki, H. Horiuchi, H. Suzuki, T. Yoshihara, T. Okutsu, and S. Tobita, *Anal. Chem.*, **87**, 2360 (2015)

Specifications

| Type number | C13534-33 | C13534-34 |
|--|--|--------------------------|
| PL measurement wavelength range | 300 nm to 1650 nm | 400 nm to 1650 nm |
| Monochromatic light source | | |
| Light source | 150 W xenon light source | |
| Excitation wavelength | 250 nm to 850 nm | 375 nm to 850 nm |
| Bandwidth | 10 nm or less (FWHM) | |
| Excitation wavelength control | Automatic control | |
| Excitation light source for high sensitivity | | |
| Light source | High power xenon light source(150 W) | |
| Radiant wavelength range | Approx. 300 nm to 800 nm | Approx. 375 nm to 800 nm |
| Excitation wavelength | Choice from 375 nm, 400 nm, 475 nm, 525 nm | |
| Bandwidth | Approx. 50 nm | |
| Multichannel spectroscopy for C13534-11, -12 | | |
| Photo-detector | BT-CCD linear image sensor | |
| Measurement wavelength range | 300 nm to 950 nm | 400 nm to 1100 nm |
| Multichannel spectroscopy for C13684-01 | | |
| Photo-detector | InGaAs linear image sensor | |
| Measurement wavelength range | 900 nm to 1650 nm | |
| Integrating sphere | | |
| Material | Spectralon | |
| Size | 3.3 inch | |
| Filter unit | | |
| Filter type | ND filter | |

System example with extended functions

3

Extended Functions

Upconversion

Absolute PL quantum yield spectrometer for upconversion in UV-NIR C13534-35, -36
 Absolute quantum yield measurement of upconverted emission is possible.

This system consists of the Quantaaurus-QY® Plus (C13534-11, -12) with the addition of supplementary units: an NIR PL measurement unit, an excitation laser unit and a filter unit. With upconverted emission, the measurement of absolute quantum yield has always been a problem due to low luminous efficiency or to the need for a laser as a light source for excitation. This system has made it possible to measure the absolute quantum yield of the upconverted emission by utilizing an excitation laser as the light source.

1 NIR PL measurement unit C13684-01

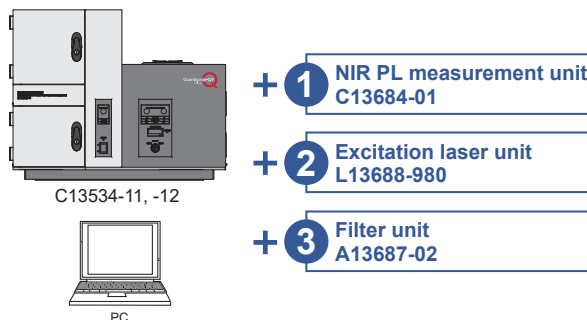
A multichannel detector for measurement in the near-infrared (900 nm to 1650 nm). Sensitivity calibration data is included.

2 Excitation laser unit L13688-980

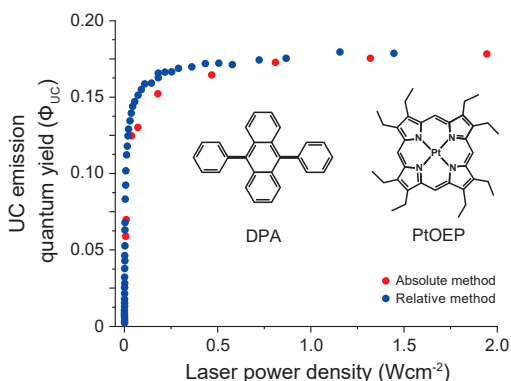
This excitation light source (980 nm) is used for upconversion measurement. It includes an optical system for laser mount.

3 Filter unit A13687-02

This dimmer filter (980 nm) is used for upconversion measurement. Sensitivity calibration data is included.



Confirmation of reliability for measuring QY of TTAUC emission QY



Absolute quantum yield of triplet-triplet annihilation-based photon UC for a benchmarked solution of PtOEP*¹/DPA*² was measured with Quantaaurus-QY® Plus. The UC quantum yield obtained from the absolute method showed a good agreement with that from the relative method. The reliability of UC quantum yield obtained from our measurement system was confirmed.

*1: Platinum (II) octaethylporphyrin
 *2: 9,10-Diphenylanthracene

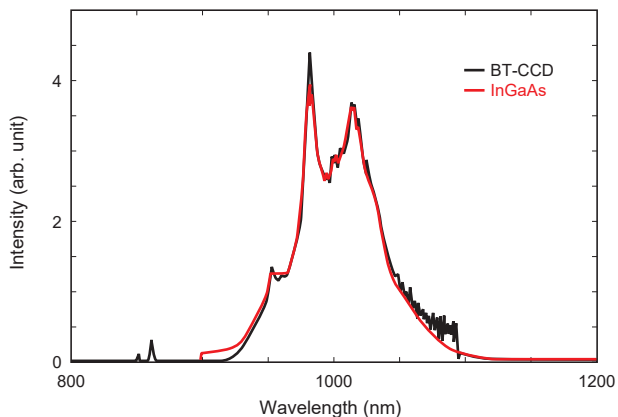
Courtesy of Prof. Kimizuka and Prof. Yanai, Department of Chemistry and Biochemistry, Center for Molecular Systems (CMS), Kyushu University
 N. Yanai, K. Suzuki, T. Ogawa, Y. Sasaki, N. Harada, N. Kimizuka, *J. Phys. Chem. A* 2019, **123**, 10197.

Specifications

| Type number | C13534-35 | C13534-36 |
|--|-----------------------------|-------------------|
| PL measurement wavelength range | 300 nm to 1650 nm | 400 nm to 1650 nm |
| Monochromatic light source | | |
| Light source | 150 W xenon light source | |
| Excitation wavelength | 250 nm to 850 nm | 375 nm to 850 nm |
| Bandwidth | 10 nm or less (FWHM) | |
| Excitation wavelength control | Automatic control | |
| Excitation lightsource for upconversion | | |
| Light source | CW laser diode | |
| Output wavelength | 980 nm | |
| Maximum output power | 1 W | |
| Multichannel spectroscope for C13534-11, -12 | | |
| Photo-detector | BT-CCD linear image sensor | |
| Measurement wavelength range | 300 nm to 950 nm | 400 nm to 1100 nm |
| Multichannel spectroscope for C13684-01 | | |
| Photo-detector | InGaAs linear image sensor | |
| Measurement wavelength range | 900 nm to 1650 nm | |
| Integrating sphere | | |
| Material | Spectralon | |
| Size | 3.3 inch | |
| Filter unit | | |
| Filter type | ND filter, shortpass filter | |

Features

Emission measurement in NIR



▲ Emission spectra of $Y_2O_3S: Yb, Er$ measured using BT-CCD and InGaAs linear image sensors.

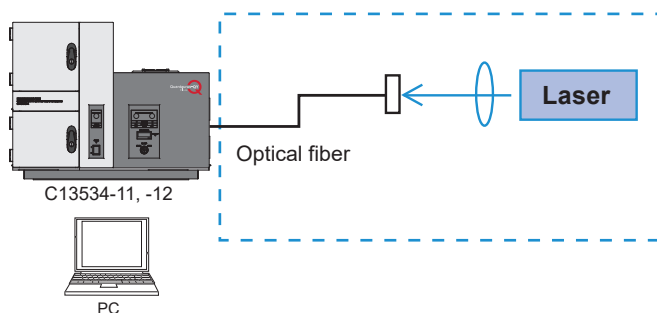
BT-CCD linear image sensor (350 nm to 1100 nm)

InGaAs linear image sensor (900 nm to 1650 nm)

Courtesy of Prof.Tobita and Prof.Okutsu, Graduate School of Science and Technology, Gunma University

N. Hasebe, K. Suzuki, H. Horiuchi, H. Suzuki, T. Yoshihara, T. Okutsu, and S. Tobita, *Anal. Chem.*, **87**, 2360 (2015)

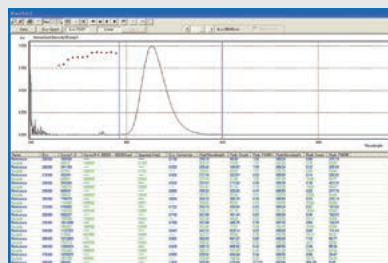
Flexibility to laser combination



If you look for the option to use your own laser, please contact Hamamatsu, The laser should be guided to the system through the optical fiber, and then appropriate filters are required.

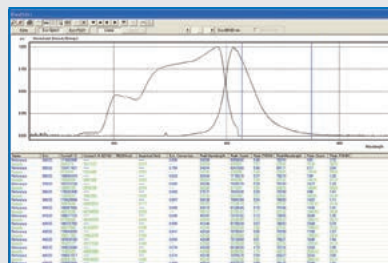
Data Analysis software

Autoscan of excitation wavelength



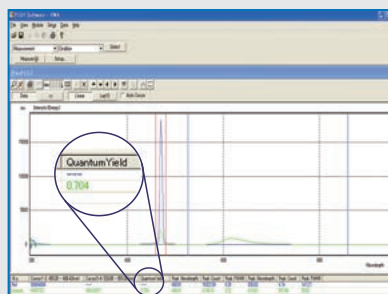
This screen shows the dependence of PL quantum yield on excitation wavelength. The excitation light through a motorized monochromator helps easily to measure wavelength dependence of the sample's PL quantum yield.

PL excitation spectrum measurement



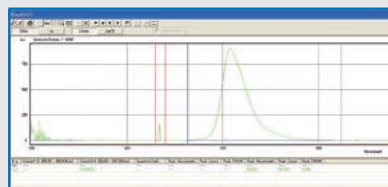
Excitation spectra produced from a sample can be measured by using an excitation light through a motorized monochromator. The PL excitation spectrum in an emission wavelength range is easily obtained by selecting the range with two cursor lines.

PL quantum yield measurement



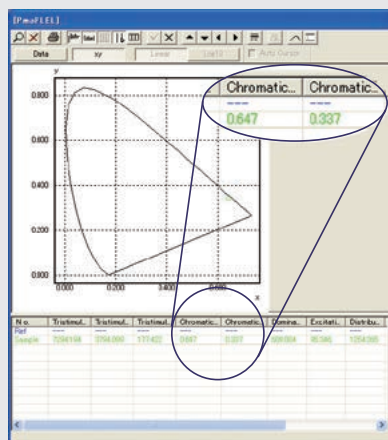
This is a basic screen for quantum yield measurements. The luminescence quantum yield is automatically calculated after measurement. Excitation and emission bands are defined by adjusting the cursors. The value of the quantum yield is displayed in the table below the spectrum next to emission intensities, peak wavelength, peak counts, and peak band (FWHM).

PL spectrum measurement



A PL spectrum is displayed after subtracting the excitation light from it. The spectrum emitted from a sample during measurement of PL quantum yield usually contains excitation light components that were not absorbed by the sample. Subtracting this excitation light allows displaying just the light spectrum emitted from the sample itself.

Chromaticity coordinates



Besides displaying PL spectra and calculating quantum yields, the software also includes a function for color coordinates. Besides the chromaticity coordinates (x, y) of the measured sample, the three stimulus values (X, Y, Z) are displayed.

Selection table

| Type No. | Product name | Near-infrared model | High sensitivity model | Upconversion model | |
|-----------------------|---|---------------------|------------------------|--------------------|-------------|
| | | | | 980 nm Laser | Other Laser |
| C13534-11, -12 | Quantaaurus-QY® Plus UV-NIR absolute PL quantum yield spectrometer | ● | ● | ● | ● |
| C13684-01 | NIR PL measurement unit | ● | option | ● | ● |
| L13688-980 | Excitation laser unit | - | - | ● | - |
| A13689-01 | Laser mount | - | - | - | ● |
| A13687-01 | Filter unit | - | ● | - | - |
| A13687-02 | Filter unit | - | - | ● | ● |
| L13685-01 | High power Xe lamp unit | - | ● | - | - |
| A13686-375 | Filter for excitation | - | option | - | - |
| A13686-400 | Filter for excitation | - | option | - | - |
| A13686-475 | Filter for excitation | - | option | - | - |
| A13686-525 | Filter for excitation | - | option | - | - |

Options

■ NIR PL measurement unit C13684-01

Multichannel detector for measurement in NIR range (900 nm to 1650 nm). Calibration data is included.

■ Laser mount A13689-01

A laser mount for an external laser module. It is possible to connect a laser module with fiber output (FC or SMA type).

■ Filter unit A13687-01

It contains ND filter used for measurement with L13685-01. Calibration data is included.



■ High power Xe lamp unit L13685-01

High power Xe lamp is used for measuring low PL quantum yield as an excitation light source by combination with A13688 series.



Sample holder

For solution

■ Sample holder for low temperature A11238-05 (Patented)

Optional sample holder which enables to measure PL quantum yield at 77 K with using liquid nitrogen.



For powder

■ Sample holder for temperature control A13924-02

This option allows setting the maximum temperature of powder samples up to 300 °C. Measurements can now be made in environments where phosphors for white LED are actually used. Temperature control range : RT to +300 °C.



■ Excitation laser unit L13688-980

Laser diode module (980 nm) used as an excitation light source for upconversion emission measurement. Fiber output laser (FC or SMA type) can be attached with the unit as an external light source.



■ Filter unit A13687-02

It contains ND and shortpass filters used for upconversion emission measurement with L13688-980. Calibration data are included.



■ Filter for excitation

A13686-375, A13686-400, A13686-475, A13686-525

A filter for selecting excitation wavelength. It is used with L13685-01. Selection from 375 nm, 400 nm, 475 nm, 525 nm.

■ Controller for temperature control C13923-01

It is used to control temperature for A13924-02.

Sample case

For solution

■ Side-arm cell (3 pieces) A10095-02

A three-piece set of cuvettes used for measurements of solution samples. The cuvettes are made of synthetic quartz which suppresses photoluminescence under UV light irradiation.

■ Sample tube for low temperature measurement (5 pieces) A10095-04

This is used to measure a sample solution at liquid nitrogen temperature.

For powder

■ Laboratory dish without caps (5 pieces) A10095-01

■ Laboratory dish with caps (5 pieces) A10095-03

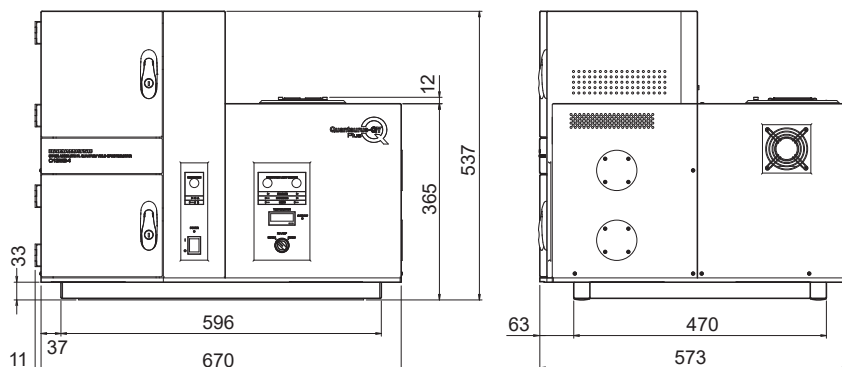
A five-piece set of petri dish used for measurements of solid samples such as powders and thin films. The petri dishes are made of synthetic quartz which suppresses photoluminescence under UV light irradiation.

■ Tweezers for A10095-03 A13712

Tweezers for grasping petri dishes.

Dimensional outlines / Related products

Dimensional outlines (Unit: mm) Weight: Approx. 57.3 kg



Related products



Absolute PL quantum yield spectrometer C11347 series



Compact one-box absolute quantum yield spectrometer for luminescence materials using photoluminescence method. Not only thin materials but also liquid solution and powder can be analyzed. It quickly measures the absolute PL quantum yield, excitation wavelength dependence and PL in a short time.



Fluorescence lifetime spectrometer C16361 series



Compact one-box fluorescence lifetime measurement system to measure fluorescence lifetime and photoluminescence spectrum with easy operation and high precision.

Quantaurus-QY, Quantaurus-Tau is registered trademark of Hamamatsu Photonics K.K. (China, EU, Korea, U.K., U.S.A. and other countries.) Product and software package names noted in this documentation are trademarks or registered trademarks of their respective manufacturers.

- Subject to local technical requirements and regulations, availability of products included in this promotional material may vary. Please consult your local sales representative.
- Information furnished by HAMAMATSU is believed to be reliable. However, no responsibility is assumed for possible inaccuracies or omissions. Specifications and external appearance are subject to change without notice.

© 2021 Hamamatsu Photonics K.K.

HAMAMATSU PHOTONICS K.K. www.hamamatsu.com

Systems Division

812 Joko-cho, Higashi-ku, Hamamatsu City, 431-3196, Japan, Telephone: (81)53-431-0124, Fax: (81)53-433-8031, E-mail: export@sys.hpk.co.jp

U.S.A.: HAMAMATSU CORPORATION: 360 Foothill Road, Bridgewater, NJ 08807, U.S.A., Telephone: (1)908-231-0960, Fax: (1)908-231-1218 E-mail: usa@hamamatsu.com

Germany: HAMAMATSU PHOTONICS DEUTSCHLAND GMBH.: Arzbergerstr. 10, 82211 Herrsching am Ammersee, Germany, Telephone: (49)8152-375-0, Fax: (49)8152-265-8 E-mail: info@hamamatsu.de

France: HAMAMATSU PHOTONICS FRANCE S.A.R.L.: 19, Rue du Saule Trapu, Parc du Moulin de Massy, 91882 Massy Cedex, France, Telephone: (33)1 69 53 71 00, Fax: (33)1 69 53 71 10 E-mail: infos@hamamatsu.fr

United Kingdom: HAMAMATSU PHOTONICS UK LIMITED: 2 Howard Court, 10 Tewin Road, Welwyn Garden City, Hertfordshire AL7 1BW, UK, Telephone: (44)1707-294888, Fax: (44)1707-325777 E-mail: info@hamamatsu.co.uk

North Europe: HAMAMATSU PHOTONICS NORDEN AB: Torshamnsgatan 35 16440 Kista, Sweden, Telephone: (46)8-509 031 00, Fax: (46)8-509 031 01 E-mail: info@hamamatsu.se

Italy: HAMAMATSU PHOTONICS ITALIA S.R.L.: Strada della Moia, 1 int. 6, 20044 Arese (Milano), Italy, Telephone: (39)02-93 58 17 33, Fax: (39)02-93 58 17 41 E-mail: info@hamamatsu.it

China: HAMAMATSU PHOTONICS (CHINA) CO., LTD.: 1201 Tower B, Jianning Center, 27 Dongsanhuan Beilu, Chaoyang District, 100020 Beijing, P.R. China, Telephone: (86)10-6586-6006, Fax: (86)10-6586-2866 E-mail: hpc@hamamatsu.com.cn

Taiwan: HAMAMATSU PHOTONICS TAIWAN CO., LTD.: 8F-3, No. 158, Section 2, Gongdao 5th Road, East District, Hsinchu, 300, Taiwan R.O.C., Telephone: (886)3-659-0080, Fax: (886)3-659-0081 E-mail: info@hamamatsu.com.tw

Cat. No. SDSS0016E09
DEC/2021 HPK
Created in Japan