


# Honda Tillers



**HONDA**



IS PLAYING IN THE DIRT REALLY JUST FOR KIDS?

**I**f there's anything in life better than gardening, you can't think of it right now. Because, with the cool breeze fanning your passion and the rich aroma of freshly tilled earth, all is right with the world. And as the smooth, quiet Honda four-stroke gently hums, you transport yourself through time to imagine the healthy, succulent vegetables you'll soon be savoring. Then, after scooping up a handful of the fluffy loam-grade soil that was created with just one pass, you turn the Honda off. Finally, just for fun, you start it again and swear that it says, "Thanks." You say the same.



YES, BUT KIDS CAN BE ANY AGE.

# Cultivate some love for a Honda Tiller.

If you want a quicker, easier way to get more out of your garden, Honda Tillers are here to help. With world-renowned quality and an all-star lineup, all you have to do is choose the model with the features and options that are best for you. Every Honda Tiller is designed to be highly efficient and easy to use. We don't need to push you into loving them. You'll do that yourself.



## World-Famous Honda Engines

*All Honda Tillers have Honda GX commercial-grade engines. All Honda GX engines feature:*

- *Easy starting*
- *Smooth performance*
- *Quiet operation*
- *Reliable power*

*And Honda's legendary four-stroke engine design also operates more fuel-efficiently than comparable side-valve engines. Honda has the type of power and performance that'll keep a smile on your face.*





**TRANSPORT WHEEL**

Standard equipment on all mid-tine tillers and the FG110KIAT mini-tiller, the transport wheel makes moving the tillers as easy as using them.




**FOLDING HANDLES**

All our tillers are designed to be as user-friendly when they're not in use as when they are. Both the mini- and mid-tine offer folding handles that allow convenient and compact storage.

**CONTROLS**

All Honda Tillers feature conveniently located controls for comfort, ease of use and safety. Honda Tillers all feature a tine clutch control that is designed to stop the tines when released.



**Exceptional Tiller Technology**

*Honda Tillers are extremely efficient. Equipped with a legendary Honda four-stroke engine, advanced tine design and low center of gravity, it's no wonder they're extremely efficient. The picture says it all. And it's talking quite loud.*

**Transmissions**

*Honda Tillers feature precision engineered commercial grade transmissions utilizing a robust chain or gear. Whatever model you choose, you can be sure the transmission is perfectly matched for maximum efficiency, power, and long life.*



**T**o some, gardening is a hobby. To others, it's a lifestyle. Being outdoors where your ceiling is a soaring blue sky. Where the soil isn't dirt, it's Mother Earth. Where tilling the land is their version of making the bed for the seeds to rest in before sprouting. You might call them serious gardeners. We call them Honda Tiller users.

# Breaking new ground.

If you're looking for durability in a lightweight, easy-to-use tiller, the FG110K1AT Mini-Tiller is the perfect choice. It has been designed and engineered from the ground up to be a lightweight tiller able to stand up to the rigors of commercial and rental applications. Thanks to a significantly lighter engine, heavy-duty commercial-grade components have been added without compromising portability. These include a commercial-grade gearbox with a heavy-duty drive gear, a front engine guard for added protection, and our exclusive Honda-designed hybrid digging/cultivating tines.

## Legendary Honda Engine

*The powerful Honda mini 4-stroke GX engine always starts easily, offers excellent torque, fuel efficiency and quiet operation – all making it a pleasure to use. Plus, it runs on regular gasoline, with no need to mix in oil like two-stroke engines.*

## Patented Honda Hybrid Tines

*Honda's Hybrid Tines both cultivate and till with outstanding results. With the fastest tine speed of any mini-tiller (294 RPM at no load) hard ground is broken easily and loam-grade soil is produced quickly. Our exclusive tines are also backed against breakage by a Limited Lifetime Warranty.*

## Commercial-Grade Toughness

*No other mini-tiller matches our commercial-grade gearbox, tough engine guard and easy-carry handle. The Honda Mini-Tiller comes with a 2-Year Residential Warranty.*

## Easy Transport

*The exclusive 2-position transport kit with depth bar is standard equipment and adjusts to move over smooth or rough terrain.*



FG110K1AT

## Tills in tight places


The convenient, adjustable 9" tilling width lets you use the Honda Mini-Tiller in places bigger tillers can only dream about. Plus, the tight design lets you till within 1" of your plants, thus reducing hand work.

### EASY ACCESS CONTROLS

The ergonomically-designed controls are user-friendly for easy operation and reduced fatigue. We also have your safety in mind with positive on/off engine control and a tine engagement lever.



### FOUR DIFFERENT OPTIONAL ACCESSORIES



#### DE-THATCHER

Gently but effectively removes thatch from your lawn which tends to interfere with growth.



#### DIGGING TINES

For those tough jobs like breaking up clumped soil or weeded patches, these powerful tines make it easy and efficient.



#### AERATOR

Great for helping get oxygen and nutrients to the roots of your lawn, keeping it thick and healthy.



#### BORDER/EDGER

Create a polished, professional look at the edges of your flower beds or even along walkways.



#### EASY TO TRANSPORT

The FG110 features a folding handlebar and carrying handle to make it super-easy to lift, load and transport in your vehicle. Or in your neighbor's... if you trust him to bring it back.



The sun breaks over the horizon as birds chirp. The world is a perfect picture. What better time to fire up the Honda Mini-Tiller. Churning through the soil with surprising power, it hums quietly as if whistling while it works. You admire the rich brown earth, imagining how it'll nurture the seeds and bring them to life. In fact, it's already done the same for you.

# A gardening partner you can rely on.

Owning a Honda mid-tine tiller is an experience that may last a lifetime. These tough guys start easily and keep on going. Day after day. Year after year. You can't beat their durability and performance, thanks to the adjustable mid-tine configuration that delivers the perfect balance of power and versatility to perform almost any kind of tilling task. And of course, the highly advanced Honda Engines are fuel-efficient, quiet and east to start.



## F220 MID-TINE TILLER

Features an extremely fuel-efficient yet powerful engine, adjustable tines, adjustable depth bar and a convenient 3-position handle. 2-Year Residential Warranty standard.



## FC600A MID-TINE TILLER

Our top-of-the-line mid-tine tiller features a commercial-grade GX160 OHV engine, staggered tines, and tine speed that is variable by throttle control. 3-Year Residential and Commercial Warranty standard.

## Honda Four-Stroke Engines

Honda GX Series commercial engines are powerful, easy to start and fuel efficient with legendary Honda reliability and durability built right in.





**TRANSPORT WHEEL**

Standard equipment on both of our mid-tine tillers, this swing-up, "one-touch" wheel makes it easy to transport the tiller to and from the garden. The wheel easily lifts up to a locked position when the tiller is in use.



**3-POSITION ADJUSTABLE HANDLE**

The operator-friendly handle adjusts to offer a comfortable operating height no matter how tall you are.



FC600A Mid-Tine Tiller



**ADJUSTABLE DEPTH BAR**

This convenient feature lets you change the tilling depth without having to use tools.

**ELECTRONIC IGNITION**

Standard on Honda Tillers, this feature makes quick and easy starting a sure thing, every time.



F220 Mid-Tine Tiller

**OPTIONAL ACCESSORIES**

**SIDE DISCS**

Keeps the tiller aligned for neater furrowing, protects plants and prevents tines from catching fences and sidewalks when tilling close to them. (Standard on FC600A)



**FURROWER ATTACHMENT**

Saves you tons of time by creating deep, even planting rows that are ready for seeds.



**AERATOR ATTACHMENT**

Great for helping get oxygen and nutrients to the roots of your lawn. (FC600A only)



There's nothing better than the pleasant aroma of newly tilled soil wafting through the air. Except perhaps, the smell of freshly cooked vegetables just pulled from the garden. It's a shame there are several weeks between them. Then again, with the loam-grade soil the Honda creates, you might just be pulling those vegetables sooner than expected. Good for you. Too bad for the veggies.

# You've just hit the big tine.

The Honda rear-tine tiller never met a job it didn't like. The tougher, the better. With plenty of power and specially designed tines, it will churn through just about anything. And it's backed by a 3-Year Residential and Commercial Warranty. The FRC800 is self-propelled with multiple speeds and the durable engine and chain-driven tines give it extra punch. For safest operation, there is a reverse lock-out, a rear shield, and color-coded controls. Everyone likes power. Just wait till you get your hands on one of these.

## FRC800 REAR-TINE TILLER

Features the powerful Honda overhead valve (OHV) four-stroke engine, three forward gears and one reverse, standard bumper guard and 12" tines for deep tilling.

## FULL LOOP HANDLE

Ergonomically designed to allow tiller operation from either side to avoid walking in a tilled path.



## Honda Four-Stroke Overhead Valve (OHV) Engine

Legendary Honda commercial-grade OHV engines are reliable, easy to start, and incredibly rugged. They're also easy to use and, due to Honda's four-stroke technology, they run smoothly and efficiently.

## REAR-TINE TILLERS



### ADJUSTABLE DEPTH BAR

*This convenient feature lets you change the tilling depth.*



### RUGGED FRONT GUARD

*Protects the engine and transmission.*

## OPTIONAL ACCESSORIES



### FURROWER

### HILLER/FURROWER

*Increases garden productivity by quickly creating raised beds and planting/irrigation ditches.*



### HILLER



**A**hhh, yes, another day of tilling. The soothing sun is overhead. A breeze tickles the trees. Nature is your friend. So is the Honda, always reliable and ready to lend a hand. Together, you move easily ahead, tilling the earth as if opening its arms to the seeds. Yeah, some people call this work. To you, it's just another day in the sun. Maybe because you're so down-to-earth.

## MINI

## MID-TINE

## REAR-TINE

### FEATURES

	FG110K1AT	F220	FC600A	FRC800
Engine MINI FOUR-STROKE	●			
GX SERIES OHV		●	●	●
Clutch Lever	●	●	●	●
Folding Handle	●	●	●	
3-Position Handle Adjustment		●	●	
4-Position Handle Adjustment				●
Full Loop Handle				●
Easy Access Controls	●	●	●	●
Side Discs Standard			●	
Transport Wheel(s)	●	●	●	●
Transmission WORM GEAR	●			
GEAR DRIVE		●	●	●
CHAIN DRIVE			●	●
Muffler Heat Protector	●	●	●	●
Front Engine Guard	●	●	●	●
2-Year Residential Warranty*	●	●		
3-Year Residential & Commercial Warranty			●	●
Lifetime Tine Warranty**	●			
Adjustable Depth Bar	●	●	●	●

### SPECIFICATIONS

	FG110K1AT	F220	FC600	FRC800
Engine Displacement	25cc	57cc	163cc	270cc
Transmission Speeds	1-Forward	1-Forward	1-Forward	3-Forward
				1-Reverse
Tilling Width	9"	21"	26"	20"
Tine Diameter	8"	11"	13"	12"
Air Filter	Semi-dry	Dry Paper	Dual Element	Dual Element
Fuel Tank Capacity	0.14 gal.	0.17 gal.	0.63 gal.	1.2 gal.
Dry Weight	27.3 lbs.***	53 lbs.	128 lbs.	265 lbs.

### OPT. ACCESSORIES

	FG110K1AT	F220	FC600	FRC800
Furrower Attachment		●	●	
Hiller/Furrower Attachment				●
Aerator	●		●	
Border/Edger	●			
De-thatcher	●			
Digging Tines	●			
Side Discs		●	Standard	

\* Refer to the Distributor's Limited Warranty for details.  
 \*\* Lifetime warranty for tine breakage only. Valid for the original purchaser for residential use only. See your distributor for details.  
 \*\*\* Weight with depth bar and wheels.



Visit us at [powerequipment.honda.com](http://powerequipment.honda.com)



For optimum performance and safety, we recommend you read the owner's manual before operating your Honda Power Equipment. Specifications subject to change without notice.  
 All images contained herein are either owned by American Honda Motor Co., Inc., or used under a valid license. It is a violation of federal law to reproduce these images without express written permission from American Honda Motor Co., Inc., or the individual copyright owner of such images. All rights reserved. Honda, the Honda Lawn & Garden logo, Honda tiller model names and their trade dress are trademarks of Honda Motor Co., Ltd. used under license from American Honda Motor Co., Inc. Many Honda engine, tiller, and vehicle model names, and associated trade dress may be seen at [www.honda.com](http://www.honda.com). © 2017 American Honda Motor Co., Inc. C0336