

Compact Yet Powerful

Mini Crawler Crane MCC805 [8.0t]

The MCC805 is the ultimate mini crawler crane offering a class-beating lifting height of 15m and a huge 20.5m overall height with a fly jib.

Compact yet powerful, this mini telescopic crawler crane boasts 8 tonnes of lifting muscle as well as 6.5 tonnes of robust pick and carry duty for superb productivity on site.

The MCC805 features a hydraulic blade mounted on the front of the chassis designed to even-out any rough terrain and self-level the crane when working on gradients of up to 13 degrees.

An optional 3m to 6m long fly jib with a 3 tonne safe working load provides an excellent lifting height and 18.5m working radius, both of which are unbeatable for this class of compact crane.

Reference Code

Standard - **MCC80-3**
Cabless - **MCC80-5**

Blade can be used for levelling



Technical Specifications

Maximum capacity	Capacity:	8.0t x 3.5m
Maximum working radius	Maximum radius:	13m (18.5m with fly jib)
Maximum lifting height	Maximum height:	15m (20.5m with fly jib)
Hook speed	Hook speed:	Two speed 10.5/17.9 m/min (4 falls)
Hoist rope	Hoist rope:	ø 10mm / 120m
Telescopic system	Boom length: Telescopic speed: Boom type:	6.25m to 14.83m (9.99m to 20.55m with fly jib) 4.7 m/min Three section hydraulically telescoping boom
Hoist angle	Hoist angle/speed:	-7° - 68° (40 secs)
Slew angle	Slew angle/speed:	360° continuous/0.5rpm
Drive	Drive:	Hydraulic
Traction speed	Travel speed: Gradeability: Track length x width: Ground pressure:	2.5km/h max ±13° 4002x500mm 0.64kg/cm ²
Engine	Type: Maximum output: Fuel/fuel tank capacity:	4 cylinder CAT™ water-cooled diesel engine 74.5W engine 270 litres
Dimensions	Dimensions (l x w x h): Dimensions with fly jib (l x w x h): Weight:	6906mm x 2490mm x 2875mm 10642mm x 2490mm x 2875mm 17700kg (18100kg with fly jib) approx.
Standard equipment	Standard:	Steel tracks, moment limiter, hook overhoist prevention device
Optional equipment	Optional:	Bolt-on rubber pads, slew restriction system with graphic interface, 3t fly jib/searcher hook, 1000mm 6t short jib, hydraulic levelling blade, rear view camera with colour display, radio remote control, electric 12V recovery system, air conditioned operator cab, two hydraulic connectors at the end of main boom for 3t luffing jib/searcher hook



New cabless diesel-electric dual fuel option available for working in confined spaces and sensitive environments.



Optional cabless version with radio remote control



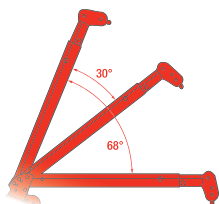
Total Rated Load Chart

Pick & Carry Duties

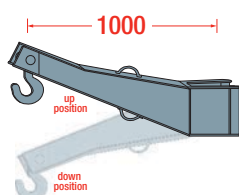
Boom length	6.25m boom	10.54m boom	14.83m boom	6.25m boom	10.54m boom	14.83m boom
Working radius (m)	Total rated load (kg)			Total rated load (kg)		
1.1	8000			6500		
1.5	8000			6500		
2.0	8000			6500		
2.5	8000			6500		
3.0	8000	6800		6500	5700	
3.5	8000	6350		5900	4850	
4.0	6800	5950		5100	4200	
4.35	6000	5750	5000	4700	3800	3400
4.5	5750	5650	4900	4650	3700	3250
5.0		4950	4650		3250	2900
6.0		3800	3800		2650	2400
7.0		3050	3050		2200	2000
8.0		2500	2500		1850	1650
9.0			2100		1700	1450
10.0			1800			1250
11.0			1550			1100
12.0			1300			950
13.07			1150			900



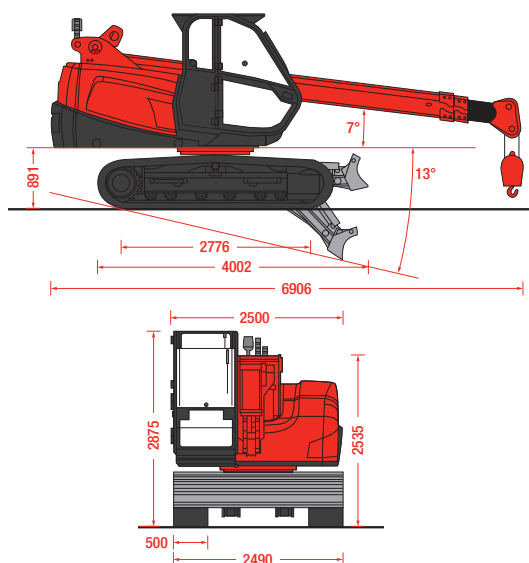
Technical Data
3-6m fly jib



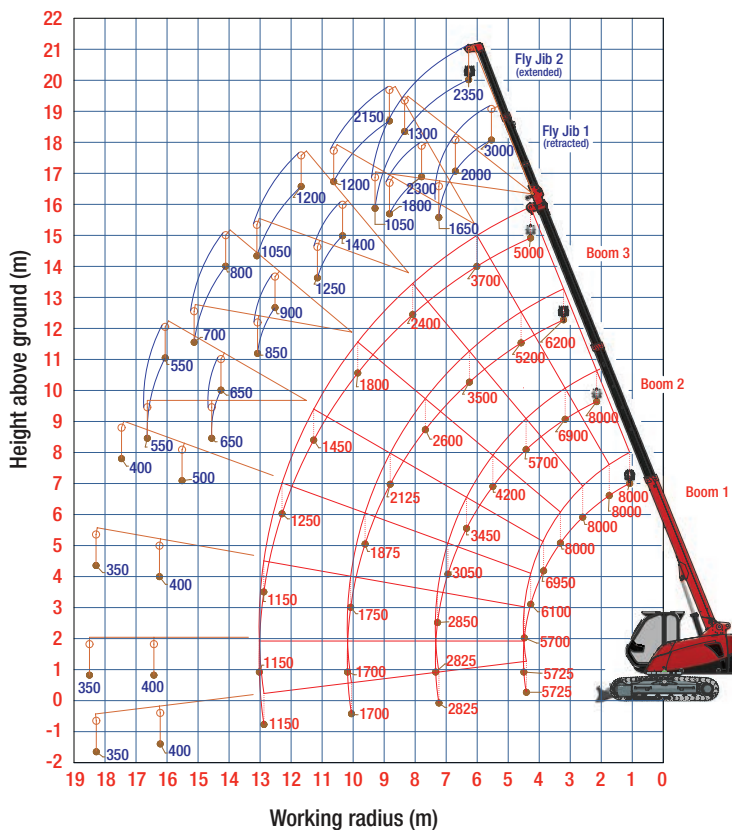
Technical Data (mm)
6t short jib



Technical Data (mm)



Rated Loads



The maximum reach below ground level is:
 Four Fall: 25.50m - Two Fall: 50.00m - Single Fall: 100.00m
 (8000kg) (4000kg) (2000kg)