

A Truly Heavyweight Li

MR1611 “Mr Big” Dual Circuit [1270kg]

Capable of lifting up to 1270kg, the updated dual circuit MR1611 is a true heavyweight machine.

The configuration of this machine can be changed on site, from a basic 4-pad machine lifting 320kg, all the way up to a 16-pad 1270kg lifter, with many possibilities in-between.

Continuous 360° manual rotation is a key feature of this machine. Cable remote control is included as standard.

Key Features

- Capacity: 1270kg
- Dual circuit vacuum system with reserve tank, non-return valve and vacuum gauge for each circuit
- Manual 360° lockable rotation (continuous)
- 12v rechargeable battery with integral 110v or 240v charger and energy gauge
- Audio-visual low vacuum warning
- Cable remote control
- Adjustable lift bar
- Removable pad frame sections and arms
- Individual pads can be isolated to accommodate irregular shapes (reduces safe working load)
- Variable number and spread of pads
- Reverse airflow (blow-off) vacuum pump to ease removal

Reference Code

VGL90




Technical Specifications

Safe working load (smooth, clean surface at 60% vacuum)	capacity:	1270kg	955kg	795kg	635kg	475kg	320kg
Number of suction cups	cups:	16	12	10	8	6	4
Suction cup	description:	black rubber, not abrasion resistant, heat resistant up to 100°F					
Suction cup diameter	diameter:	305mm					
Suitable for lifting	material properties:	gastight / non-porous					
	surface:	smooth					
	example:	glass, plastic boards, ceramic plates, sheet metals, coated boards					
Weight of lifter	approx:	311kg (with 16 pads)					
Depth of lifter	depth:	518mm					
Rotation	rotation:	360° manual continuous lockable					
Vacuum system	dual circuit:	1 pump, 2 vacuum reserve tanks					
Voltage	pump:	12v DC from rechargeable battery					
	battery charger:	110v/240v 50/60Hz single phase factory selectable					
Standard accessories	standard:	cable remote control, reverse air-flow (blow-off)					
Optional accessories	optional:	stone, curved, low marking & heat resistant pads available					

ifting Machine

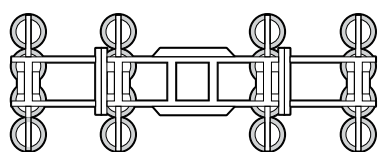
MR1611 "Mr Big" Dual Circuit



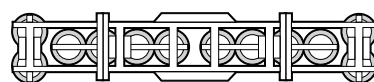
Removable Lift Bar Section

Cable remote control as standard

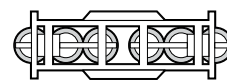
Technical Data (mm)



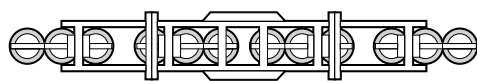
3353 x 1248
1270kg




3353 x 622
955kg




1994 x 305
475kg



4293 x 305
955kg

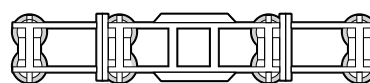
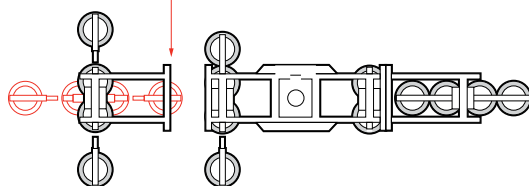


4296 x 1248
1270kg



1676 x 1248
635kg

REMOVABLE PAD FRAME SECTION



3353 x 622
635kg

