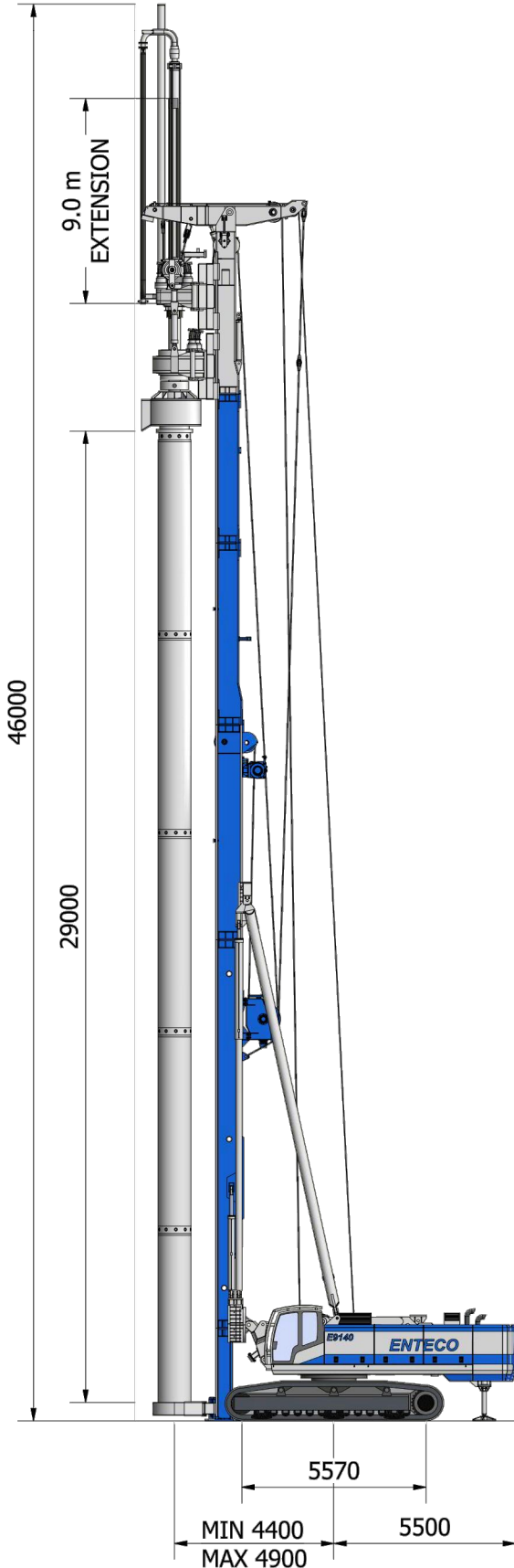


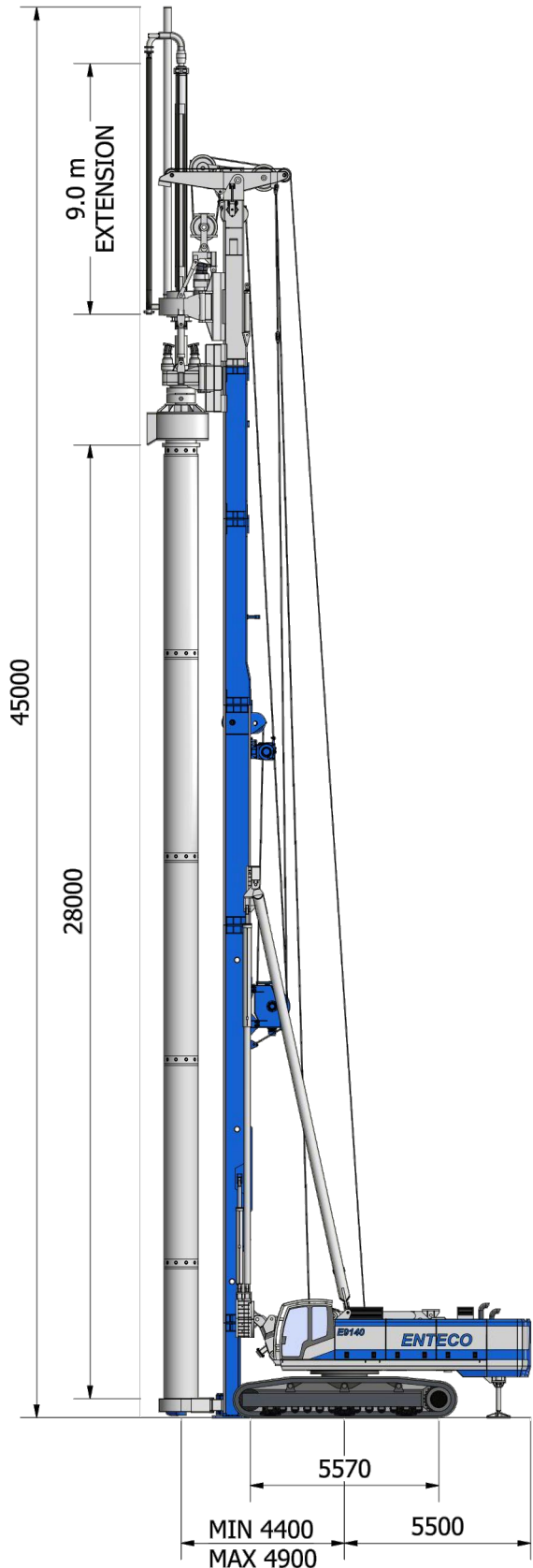
# E 9140

DR500

DOUBLE ROTARY KIT



Main winch: 4 lines pull

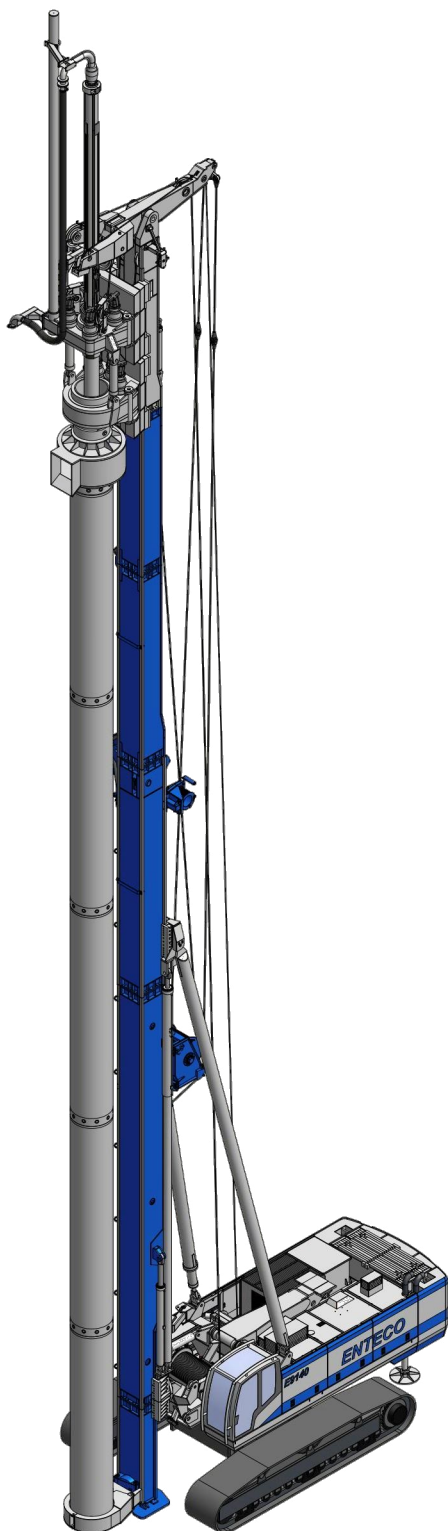


Main winch: 2 lines pull

# E 9140

DR500

DOUBLE ROTARY KIT



## E 9140 - DR500 DOUBLE ROTARY KIT

<b>OPERATING WEIGHT</b>	ton	up to 150
Drilling diameter	mm	600÷1500
Max cased depth	m	29

### MAST

Mast vertical travel	mm	2000
----------------------	----	------

### CROWD SYSTEM

		4 lines pull	2 lines pull
Rotary stroke	mm	29000	28000
Crowd force	kN	500	500
Extraction force	kN	1500	1500

### ROTARY FOR AUGER

Model	ENTECO RH51/4	
Max torque	kNm	550
Max drilling speed	rpm	28

### ROTARY FOR CASING

Model	ENTECO RH61/3	
Max torque	kNm	570
Max drilling speed	rpm	25

## E 9140 - BASE MACHINE

### CRAWLERS

Overall width	mm	3500÷5100
Track pads	mm	1000
Tramming speed	km/h	1.5

### DIESEL ENGINE

Model	CATERPILLAR	C18 ACERT
Rated power	HP/kW	700/522
Fuel tank capacity	litres	900

### MAIN WINCH

		4 lines pull	2 lines pull
Max line-pull 1st layer	kN	250	500

### AUXILIARY WINCH

Max line-pull 1st layer	kN	150
Free-fall device		option

