


TABLE OF CONTENTS

MASTER CATALOG



» p.4

4 OMEGA LIFT EQUIPMENT

Omega Lift Equipment is SFA's premier import line of commercial quality lifting and shop equipment. The equipment is designed with patented, unique features and offers ease of usability and durability. With current ASME/PASE safety standards in mind when creating these products Omega Lift Equipment offers affordable, Dependable, Quality product to the commercial market place. All Omega Lift Equipment offers a one year manufacturer warranty, please see warranty section for added information.

44 OMEGA PRO

Omega Pro feature unique tools and equipment to help fulfill your shops needs. Air Tools, Tool Carts, etc available to help meet all product needs within a shop. All Omega Pro Equipment offers a one year manufacturer warranty, please see warranty section for added information.

50 HEIN-WERNER AUTOMOTIVE

Hein-Werner Automotive line has stood for quality, durability, performance and incorporation of US Manufacturing for decades. TAA / BAA Compliance as well as National Stock Numbers has made this lift equipment line a staple of GSA contracts for many generations. All Hein-Werner Automotive equipment strives to adhere to current ASME/PASE safety regulations. All Hein-Werner Automotive Equipment products carries a two year manufacturer's warranty, please see warranty section for added information.

76 BLACKHAWK AUTOMOTIVE PLATINUM SERIES

Blackhawk Automotive Platinum Series offers high end, heavy duty equipment focused on longevity and ease of use. Product line is TAA compliant with manufacturing in Taiwan. All Blackhawk Automotive Platinum Series equipment strives to adhere to current ASME/PASE safety regulations. All Blackhawk Automotive offers up to a 5 year manufacturer warranty, please see warranty section for added information.

80 BLACKHAWK AUTOMOTIVE

Blackhawk Automotive offers alternative options of an import line of commercial quality lifting and shop equipment. The equipment is designed with patented, unique features and offers ease of usability and durability. With current ASME/PASE safety standards in mind when creating these products Blackhawk Automotive offers Affordable, Dependable, Quality product to the commercial market place. All Blackhawk Automotive offers a one year manufacturer warranty, please see warranty section for added information.



» p.44



» p.50



» p.76



» p.80

96 BANNER

Banner by Blackhawk Automotive offers safe, cost effective alternatives for commercial and/or home users. All Banner equipment meets ASME/PASE 2014 safety regulations. All Banner equipment offers a one year manufacturer warranty; please see warranty section for added information.

100 PORTO-POWER

Porto-Power is the leading name in the automotive repair industry for body repair and hydraulic tools. Porto-Power's reputation is based on years of dependability, innovation and industry leading quality on a wide variety of body repair and frame straightening equipment.

114 BONE CREEPER™

Bone Creeper line is 100% made in the USA and has stood for quality and durability for well over 20 years. Strong, resilient the easiest maneuverability of any creeper in the market has made the Bone Creeper a mechanic's choice for over two decades. All Bone Creepers offers a one year manufacturer warranty on the board and casters, LIFETIME warranty on wheels; please see warranty section for added information.

118 PRO-LIFT HD

Pro-Lift HD products focus on the repair of outdoor equipment specifically towards ATV, UTV and Snowmobiles. Consumer and Professional grade lifts available to fit the need of all enthusiasts in this market place. All Pro-Lift HD equipment offers a one year manufacturer warranty; please see warranty section for added information.

122 PRO-LIFT


Pro-Lift products have consistently led the industry in quality and innovation. Designed after professional grade equipment standards, Pro-Lift equipment strive to meet current ASME/ PASE safety standards and is kept under close quality control standards from factory to your home. Our patented products provide a unique twist to your garage maintenance needs. All Pro-Lift equipment offers a one year manufacturer warranty; please see warranty section for added information.



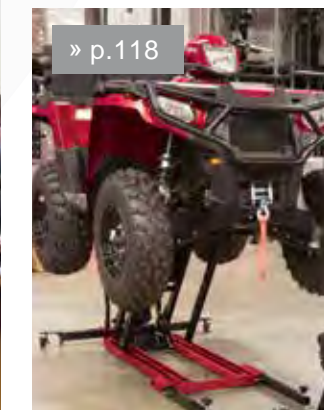
» p.96




» p.100



» p.114



» p.118



» p.122

OMEGALIFT™ EQUIPMENT

Chapter Table of Contents

6-7	Side Pump Bottle Jacks	28	Floor Style Transmission Jacks
7	Low Profile Side Pump Bottle Jacks	29	Clutch Jack
8	Toe Jacks	30	Engine Stand
8	External Spring Return Air Bottle Jacks	30	Rotating Head Engine Stand
9	In-Line Bottle Jacks	31	Engine Crane and Accessories
9	In-Line Low Profile Bottle Jacks	32	Long Jacks
10	Air/Manual Hydraulic Bottle Jacks	33	Wheel Dollies
11	High Tonnage Air/Manual Hydraulic Bottle Jack	33	Car Dolly
12	Magic Lift™ Service Jacks	33	Break Drum Handler
13	Low Profile Magic Lift™ Service Jacks	34	Body Repair Kits
14	Aluminum Hybrid Service Jacks	35	Treadle Pumps
15-17	Long Chassis Service Jacks	35	Low Profile Cylinder Kit
15-17	Air Hydraulic Long Chassis Service Jacks	36	Bead Breaker
18	Magic Lift™ Jack Stands	36	Bead Breaker Combo
19	Standard Ratchet Style Jack Stands	36	Forklift Jack
20	Dual Locking Jack Stands	36	Oil Drain
21	High Lift Jack Stands	37	Truck Ramps
21	Forklift Jack Stands	37	Rolling Service Tray
22	Auxiliary High Reach Stands	38-39	Shop Presses and Accessories
22	Air Jack with Support Stand	40	2-in-1 Z-Creeper
23	Axle Jack	40	3-in-1 Low-Profile Z-Creeper
23	Low-Profile Axle Jack	41	Plastic Molded Creepers
23	Air Return Axle Jack	42	Low-Profile Creeper
24	Axle Jack/Air Impact Wrench Combo	42	2-in-1 Shop Seat/Stepping Stool
24	2 Stage Axle Jack	42	Toolbox Show Seat
25	High Tonnage Axle Jacks	43	Wheel Arm™
26-27	Telescopic Transmission Jacks		

Omega Lift Equipment is SFA's premier import line of commercial quality lifting and shop equipment. The equipment is designed with patented, unique features and offers ease of usability and durability. With current ASME/PASE safety standards in mind when creating these products Omega Lift Equipment offers affordable, Dependable, Quality product to the commercial market place. All Omega Lift Equipment offers a one year manufacturer warranty, please see warranty section for added information.

This photo is for marketing purposes only and does not directly reflect on how products should be used. Please refer to your products Owners Manuals for suggested uses.

BOTTLE JACKS

Side Pump Bottle Jacks



Model	Description	Height (Min / Max)	Hydraulic Lifting	Screw Height	Base Size (L x W)	Weight
10025B	2 Ton Bottle Jack	7.25" 14.25"	4.50"	2.25"	3.88" 3.63"	7.00 lbs
10045B	4 Ton Bottle Jack	8.00" 16.00"	5.38"	2.50"	4.25" 4.00"	9.00 lbs
10065B	6 Ton Bottle Jack	8.75" 17.50"	5.75"	3.13"	4.50" 4.13"	12.00 lbs
10085B	8 Ton Bottle Jack	8.88" 17.63"	6.00"	2.75"	4.75" 4.63"	14.00 lbs
10125B	12 Ton Bottle Jack	9.50" 15.63"	6.00"	3.13"	6.00" 5.38"	18.00 lbs

* 10085B and 10125B are the only standard bottle jacks that have carry handles.



BOTTLE JACKS

Side Pump Bottle Jacks

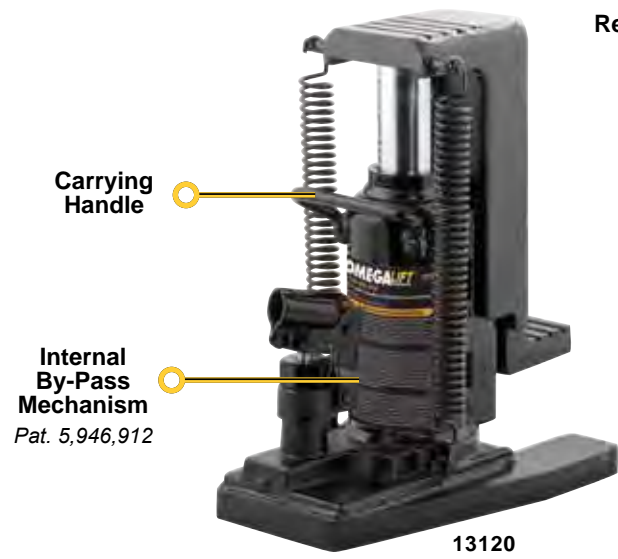


Model	Description	Height (Min / Max)	Hydraulic Lifting	Screw Height	Base Size (L x W)	Weight
10205B	20 Ton Bottle Jack	9.75" 18.50"	5.50"	3.00"	6.38" 6.00"	28.00 lbs
10300	30 Ton Bottle Jack	11.00" 18.00"	7.00"	-	8.13" 6.88"	56.00 lbs
10500	50 Ton Bottle Jack	9.50" 13.88"	4.38"	-	10.75" 7.63"	103.50 lbs
10129B	12 Ton Shorty Bottle Jack	6.50" 11.00"	3.00"	1.50"	5.00" 5.38"	14.00 lbs
10209B	20 Ton Shorty Bottle Jack	6.63" 11.50"	3.00"	1.75"	6.00" 6.50"	21.00 lbs



AIR BOTTLE JACKS & TOE JACKS

Toe Jacks



External Spring Return Air Bottle Jacks



Model	Description	Height (Min / Max)	Hydraulic Lifting	Base Size (L x W)	Weight
13120	6 Ton Toe Jack	0.88" 15.63"	5.13"	11.00" 7.50"	57.50 lbs
13200	10 Ton Toe Jack	1.00" 16.00"	5.00"	11.75" 9.00"	87.00 lbs
18126C	12 Ton Spring Return Air Hyd Bottle Jack	9.63" 18.50"	5.50"	8.00" 5.25"	27.00 lbs
18206C	20 Ton Spring Return Air Hyd Bottle Jack	9.75" 19.00"	5.88"	9.00" 7.00"	37.00 lbs

IN-LINE BOTTLE JACKS

In-Line Bottle Jacks



Jack Pad



In-Line Low Profile Bottle Jacks



Model	Description	Height (Min / Max)	Hydraulic Lifting	Screw Height	Base Size (L x W)	Weight
10120	12 Ton In-Line Jack	9.25" 18.63"	6.13"	3.13"	7.00" 4.25"	19.50 lbs
10200	20 Ton In-Line Jack	9.50" 18.63"	6.00"	3.25"	7.75" 5.13"	27.00 lbs
10208	20 Ton In-Line Shorty Jack	6.50" 11.25"	3.25"	1.50"	7.38" 5.00"	21.00 lbs
90020	20 Ton Jack Pad	12" Length x 12" Width x 1" Height				5.00 lbs

* Excluding: 90020

AIR/MANUAL BOTTLE JACKS

12 Ton Air/Manual Bottle Jack



Effortless Air Operation

High Speed Air Turbo Motor
Pat. 6,012,377

20 Ton Air/Manual Bottle Jack



Welded Construction

Internal By-Pass Mechanism
Pat. 5,946,912

20 Ton Low Profile Air/Manual Bottle Jack



Extra Large Base



Model	Description	Height (Min / Max)		Hydraulic Lifting	Screw Height	Base Size (L x W)		Weight
18124C	12 Ton Air Actuated Bottle Jack	9.50"	18.25"	5.50	3.25"	7.88"	6.25"	26.00 lbs
18204C	20 Ton Air Actuated Bottle Jack	10.00"	18.75"	4.88"	3.88"	8.50"	7.13"	34.00 lbs
18209	20 Ton Air Actuated Bottle Jack	8.00"	15.50"	4.13"	3.25"	8.50"	7.25"	36.74 lbs

HIGH TONNAGE AIR/MANUAL BOTTLE JACKS

30 Ton Air/Manual Bottle Jack



Effortless Air Operation

50 Ton Air Bottle Jack



Internal By-Pass Mechanism
Pat. 5,946,912

100 Ton Air Bottle Jack



Large Lifting Saddle

Model	Description	Height (Min / Max)		Hydraulic Lifting	Base Size (L x W)		Weight
18302C	30 Ton High Tonnage Air/Hyd Bottle Jack	11.00"	18.00"	7.25"	10.25"	7.25"	63.00 lbs
18502	50 Ton High Tonnage Air/Hyd Bottle Jack	12.13"	19.00"	6.88"	10.50"	7.38"	134.50 lbs
18992	100 Ton High Tonnage Air/Hyd Bottle Jack	11.88"	17.88"	6.00"	12.75"	9.38"	220.50 lbs

SERVICE JACKS

2.5 Ton Magic Lift™ Service Jack Combo



3.5 Ton Magic Lift™ Service Jack



3.5 Ton Magic Lift™ Service Jack



3.5 Ton Magic Lift™ Service Jack w/ One-Piece Handle



Model	Description	Height (Min / Max)	Handle Length	Saddle Dia	Jack Size (L x W x H)	Weight
25055	2.5 Ton Service Jack Combo	3.50"	20.00"	45.50"	4.25" 26.50" 13.25" 6.13"	70.00 lbs
27035	3.5 Ton Magic Lift™ Service Jack	4.00"	21.63"	49.88"	4.75" 30.88" 14.88" 7.25"	106.50 lbs
27036	3.5 Ton Magic Lift™ Service Jack w/ One-Piece Handle	4.00"	21.63"	49.88"	4.75" 30.88" 14.88" 7.25"	106.50 lbs
29037	3.5 Ton Magic Lift™ Service Jack	5.13"	22.13"	52.25"	4.38" 28.50" 13.50" 6.90"	89.10 lbs
29037CAMO	3.5 Ton Magic Lift™ Service Jack	5.13"	22.13"	52.25"	4.38" 28.50" 13.50" 6.90"	89.10 lbs
Model	Description	Height (Min / Max)	Saddle Dia	Jack Size (L x W x H)	Weight	
25055	2.5 Ton Service Jack Combo	Jack Stands: 11.75" 17.25"	3.25"	1.38" 7.75" 6.63"	14.00 lbs	

LOW-PROFILE SERVICE JACKS

2.5 Ton Low Profile Magic Lift™ Jack



3 Ton Low Profile Magic Lift™ Jack



3.5 Ton Low Profile Magic Lift™ Jack



Model	Description	Height (Min / Max)	Handle Length	Saddle Dia	Jack Size (L x W x H)	Weight
29023B	2.5 Ton Low Profile Magic™ Lift Jack	3.00" 20.75"	52.25"	5.00"	40.50" 13.50" 6.75"	123.20 lbs
29033	3 Ton Low Profile Magic Lift™ Jack	3.88" 21.00"	50.00"	4.38"	27.50" 15.00" 5.00"	91.00 lbs
29038	3.5 Ton Low Profile Magic Lift™ Jack	4.00" 21.00"	52.25"	4.38"	29.00" 13.38" 6.75"	85.80 lbs

* Excluding: 29023B

ALUMINUM/HYBRID SERVICE JACKS

1.5 Ton Aluminum/Hybrid Service Jack

Foam Protector

Low Pickup Height

3 Ton Aluminum Service Jack

Anti-Slip Release Handle
Pat. 7,036,797

26030

Aluminum Structure

3 Ton Aluminum/Hybrid Service Jack

26033

26017

Side Frame Handles

LONG CHASSIS SERVICE JACKS

5 Ton Air/Hyd Long Chassis Service Jack

Quick Lifting Foot Pedal*

22051C

5 Ton Long Chassis Service Jack

22050C

5 Ton Long Chassis Magic Lift™ Service Jack

Internal By-Pass Mechanism
Pat. 5,946,912

Innovative Magic Lift™ Design
Pat. 5,755,099

Heavy Gauge Steel Frame

25057


Model	Description	Height (Min / Max)		Handle Length	Saddle Dia	Jack Size (L x W x H)			Weight
26017	1.5 Ton Aluminum/Hybrid Service Jack	3.50"	14.00"	37.50"	3.88"	19.00"	9.75"	4.63"	37.50 lbs
26030	3 Ton Aluminum Service Jack	4.00"	18.13"	47.75"	4.50"	26.00"	13.25"	6.25"	63.80 lbs
26033	3 Ton Aluminum/Hybrid Service Jack	4.00"	19.00"	47.75"	4.50"	19.00"	13.00"	6.50"	70.48 lbs

Model	Description	Height (Min / Max)		Handle Length	Saddle Dia	Jack Size (L x W x H)			Weight
22050C	5 Ton Long Chassis Jack	7.25"	27.25"	46.00"	6.50"	55.50"	18.00"	8.00"	259.00 lbs
22051C	5 Ton Air/Hyd Long Chassis Jack	7.00"	27.00"	47.25"	5.88"	56.50"	18.25"	8.00"	248.00 lbs
25057	5 Ton Magic Lift™ Long Chassis Jack	6.38"	21.50"	47.25"	5.88"	52.25"	18.38"	7.25"	205.00 lbs

* Foot pedal is used to quickly get the saddle to lift point. The foot pedal is not designed to lift the load.

LONG CHASSIS SERVICE JACKS

10 Ton Long Chassis Service Jack



10 Ton Long Chassis Air/Hyd Service Jack



10 Ton Long Chassis Magic Lift™ Service Jack



Model	Description	Height (Min / Max)	Handle Length	Saddle Dia	Jack Size (L x W x H)	Weight
22100C	10 Ton Long Chassis Jack	6.88" 27.50"	43.00"	7.25"	57.75" 20.00" 10.00"	427.00 lbs
22101C	10 Ton Air/Hyd Long Chassis Jack	6.75" 27.25"	47.25"	7.25"	55.00" 19.00" 10.00"	431.64 lbs
25107	10 Ton Magic Lift™ Long Chassis Jack	7.13" 27.00"	45.25"	6.00"	51.50" 19.00" 9.50"	346.72 lbs

LONG CHASSIS SERVICE JACKS

20 Ton Air/Hyd Long Chassis Service Jack



20 Ton Air/Hyd Long Chassis Service Jack

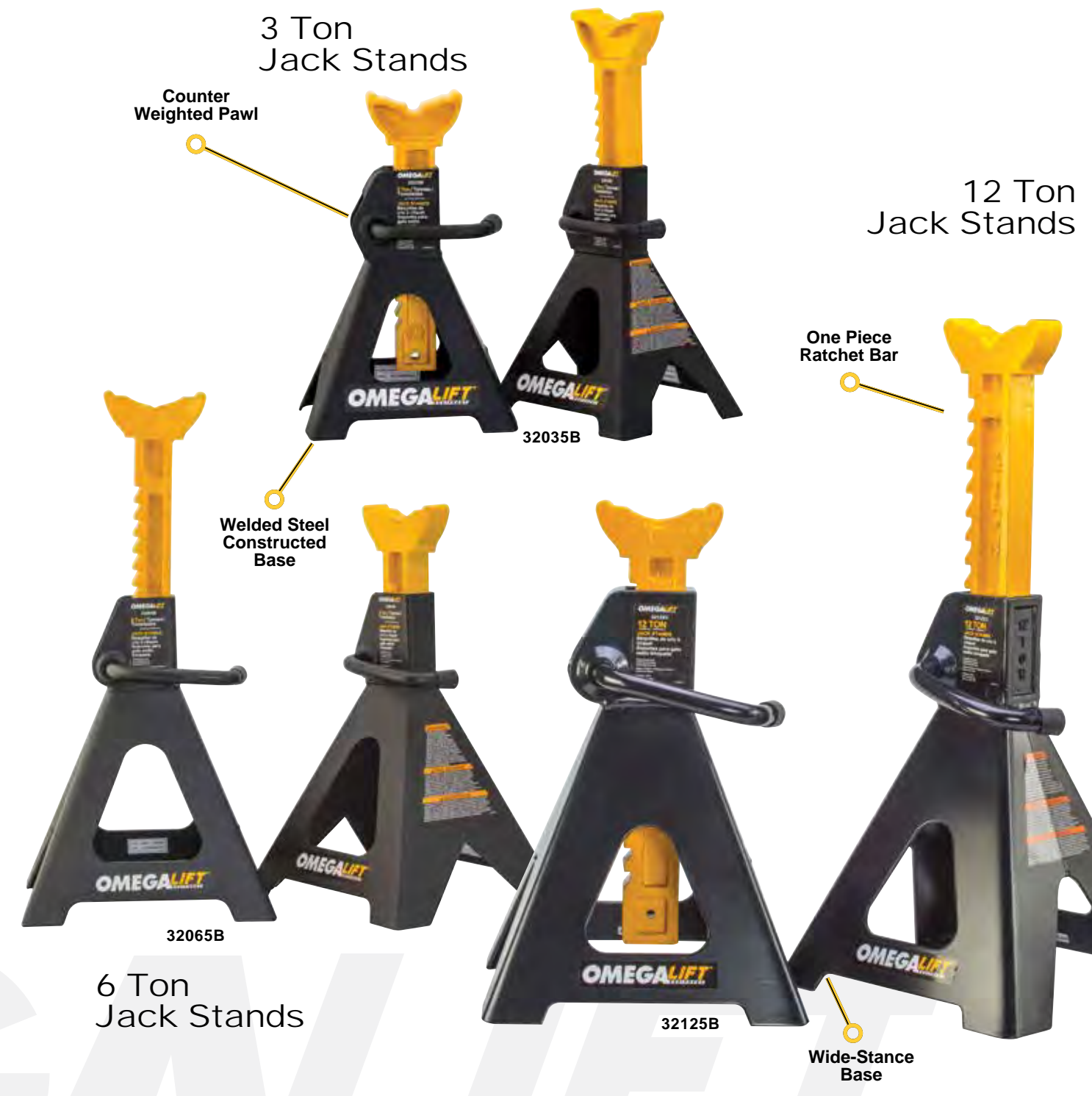
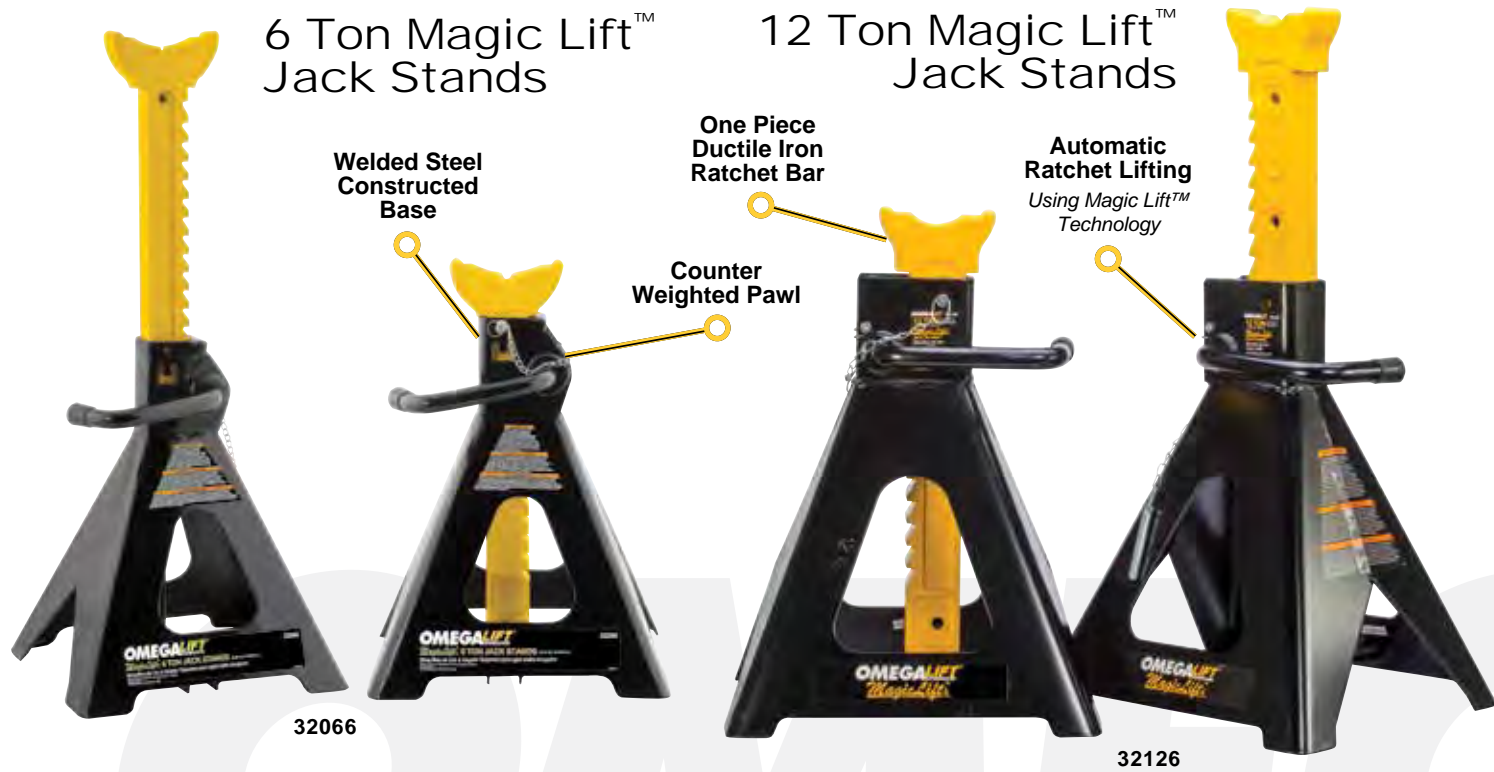
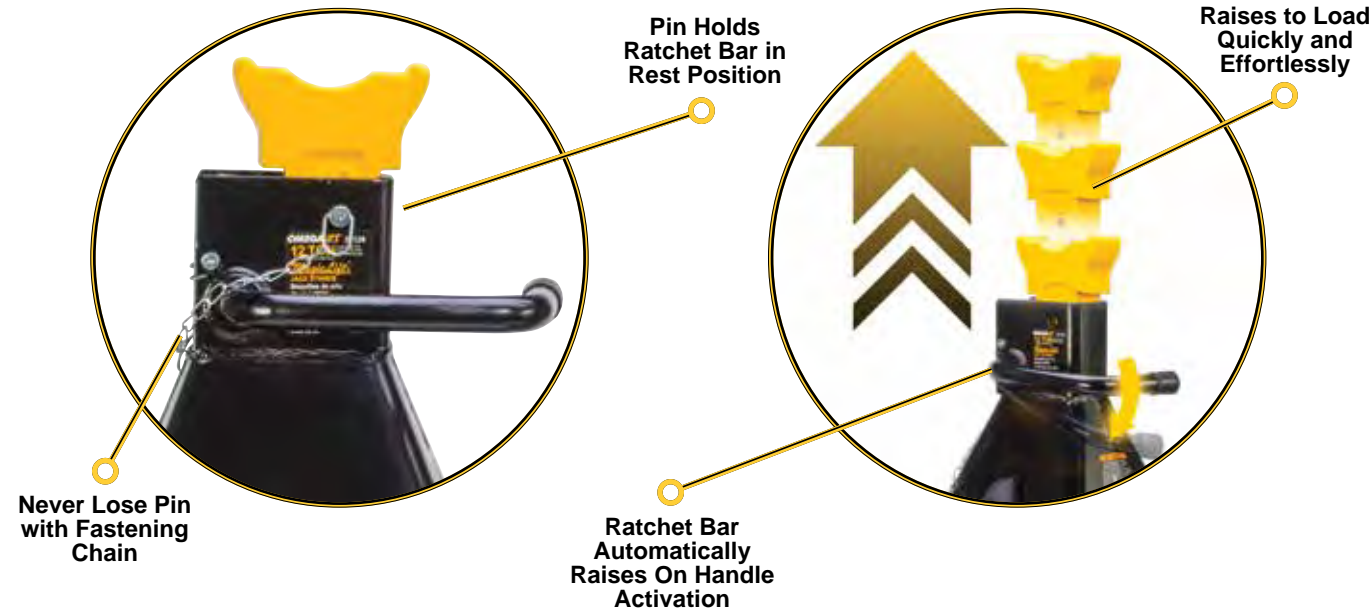


Model	Description	Height (Min / Max)	Handle Length	Saddle Dia	Jack Size (L x W x H)	Weight
22201	20 Ton Air/Hyd Long Chassis Jack	7.50" 26.00"	48.50"	6.00"	58.50" 20.38" 12.00"	543.00 lbs
22203	20 Ton Air/Hyd Long Chassis Jack	13.25" 39.50"	50.00"	6.00"	70.75" 21.00" 14.50"	674.00 lbs

* Foot pedal is used to quickly get the saddle to lift point. The foot pedal is not designed to lift the load.

MAGIC LIFT™ JACK STANDS

STANDARD RATCHET STYLE JACK STANDS



Model	Description	Height (Min / Max)		Saddle Size (L x H)		Dimension (L x W)		Weight (Pair)
32066*	6 Ton Magic Lift™ Jack Stands	15.75"	25.00"	4.25"	1.13"	11.00"	10.00"	33.51 lbs
32126*	12 Ton Magic Lift™ Jack Stands	19.75"	30.38"	4.50"	1.75"	14.75"	12.75"	77.16 lbs

Model	Description	Height (Min / Max)		Saddle Size (L x H)		Dimension (L x W)		Weight (Pair)
32035B	3 Ton Jack Stands	11.75"	17.25"	3.25"	1.38"	7.75"	6.75"	15.84 lbs
32065B	6 Ton Jack Stands	15.50"	24.13"	4.00"	1.25"	10.13"	9.50"	33.44 lbs
32125B	12 Ton Jack Stands	17.75"	27.63"	4.00"	1.50"	10.75"	12.00"	59.40 lbs

* For 32066 and 32126, the pins are not to be used for supporting any loads. The pins are there to hold the ratchet bar down and prevent the bar from being in the raised position.

* Rated capacity for all jack stands are rated to be used in matching pairs.
** Excluding: 32065B and 32125B



DUAL LOCKING JACK STANDS

3 Ton Dual Locking Jack Stands



6 Ton Dual Locking Jack Stands



12 Ton Dual Locking Jack Stands



Model	Description	Height (Min / Max)		Saddle Size (L x H)		Dimension (L x W)		Weight (Pair)
32038	3 Ton Dual Locking Jack Stands	11.38"	16.75"	3.00"	1.00"	7.63"	6.88"	13.90 lbs
32068	6 Ton Dual Locking Jack Stands	16.00"	23.50"	3.75"	1.00"	10.50"	8.88"	27.50 lbs
32128	12 Ton Dual Locking Jack Stands	19.63"	29.88"	5.13"	1.75"	12.38"	12.50"	42.10 lbs

* Rated capacity for all jack stands are rated to be used in matching pairs.

HEAVY DUTY PIN STYLE JACK STANDS

10 Ton Pin Style Jack Stands



10 Ton High Lift Jack Stands



22 Ton Pin Style Jack Stands



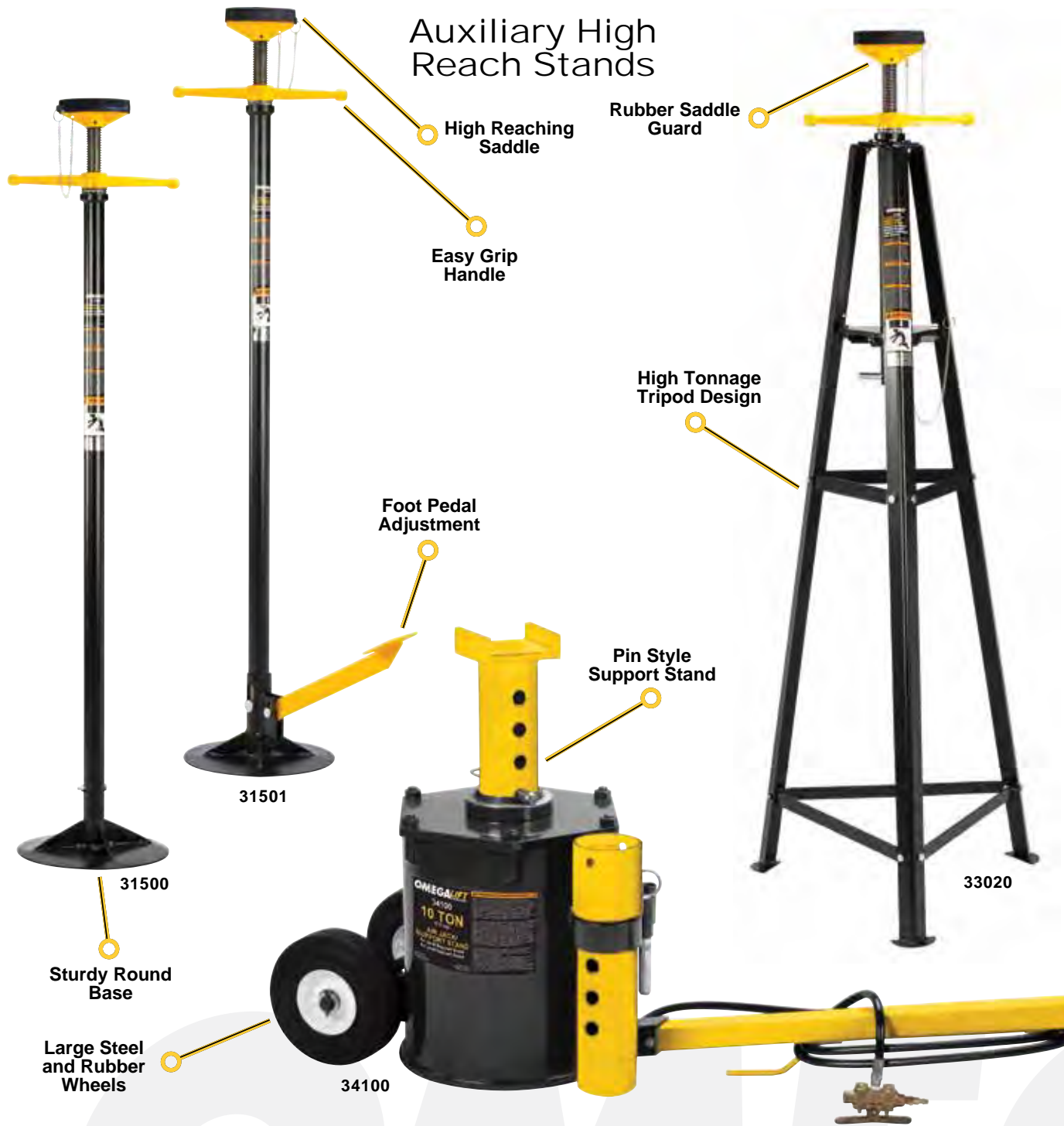
7 Ton Forklift Jack Stands



Model	Description	Height (Min / Max)		Saddle Size (L x H)		Dimension (L x W)		Weight (Pair)
32105B	10 Ton Pin Style Jack Stands	18.63"	31.13"	3.38"	5.00"	16.13"	15.63"	83.80 lbs
32107B	10 Ton High Lift Jack Stands	28.00"	47.63"	3.38"	5.00"	16.25"	16.25"	109.20 lbs
32225B	22 Ton Pin Style Jack Stands	12.00"	19.63"	3.13"	2.75"	9.88"	9.88"	65.56 lbs
32075B	7 Ton Forklift Jack Stands	9.50"	14.25"	3.50"	2.38"	8.50"	8.50"	21.65 lbs

* Rated capacity for all jack stands are rated to be used in matching pairs.

UTILITY STANDS & AIR JACK



Model	Description	Height (Min / Max)	Saddle Size (L x H)	Base Dimensions	Weight
31500	1,500 lbs Under Hoist Stand	55.00" 80.00"	5.25" 1.50"	12" Diameter Base	33.00 lbs
31501	1,500 lbs Under Hoist Stand w/ Foot Pedal	55.00" 80.00"	5.25" 1.50"	12" Diameter Base	39.38 lbs
33020	2 Ton Under Hoist Tripod Stand	67.00" 76.75"	5.25" 1.50"	23.00" 18.00"	53.24 lbs
34100	10 Ton Air Jack w/ Support Stand	17.50" 51.13"	4.00" 4.00"	22.00" 12.00"	189.20 lbs

AXLE JACKS

22 Ton Axle Jack

22 Ton **Low Profile** Axle Jack

22 Ton Air Return Axle Jack




Model	Description	Height (Min / Max)	Extension Screw	Handle Length	Dimension (L x W)	Weight
23221C	22 Ton Air/Hyd Axle Jack	10.00" 18.50"	3.88"	47.38"	22.00" 13.00"	99.44 lbs
23222C	22 Ton Low Profile Air/Hyd Axle Jack	8.50" 17.00"	3.88"	47.38"	18.50" 12.50"	97.00 lbs
23226	22 Ton Air Return Axle Jack	9.88" 15.00"	4.00"	46.50"	20.00" 13.25"	111.00 lbs

AXLE JACKS

22 Ton Axle Jack & 1" Air Impact Combo



25 Ton Axle Jack



22/35 Ton Two Stage Axle Jack



Model	Description	Height (Min / Max)	Ext Screw	Handle Length	Dimension (L x W)	Weight
23221CIMPACT*	22 Ton Axle Jack/1" Air Impact Combo	10.00" 18.50"	3.88"	47.38"	22.00" 13.00"	99.44 lbs
23225	25 Ton Air/Hyd Axle Jack	9.25" 17.13"	-	47.38"	22.00" 15.00"	153.00 lbs
23227	22/35 Ton 2-Stage Air/Hyd Axle Jack	9.75" 19.25"	3.75"	40.88"	21.63" 12.75"	114.84 lbs

AXLE JACKS

30 Ton Air/Hyd Axle Jack



50 Ton Air/Hyd Axle Jack



100 Ton Air/Hyd Axle Jack



Model	Description	Height (Min / Max)	Handle Length	Dimension (L x W)	Weight
23301C	30 Ton Air/Hyd Axle Jack	11.50" 18.25"	40.88"	21.75" 12.75"	104.50 lbs
23501	50 Ton Air/Hyd Axle Jack	12.00" 19.00"	40.88"	22.88" 13.75"	174.24 lbs
23991	100 Ton Air/Hyd Axle Jack	12.00" 18.13"	40.88"	26.00" 15.75"	262.90 lbs

TRANSMISSION JACKS

TRANSMISSION JACKS

1,000 lbs Manual Telescopic Transmission Jack

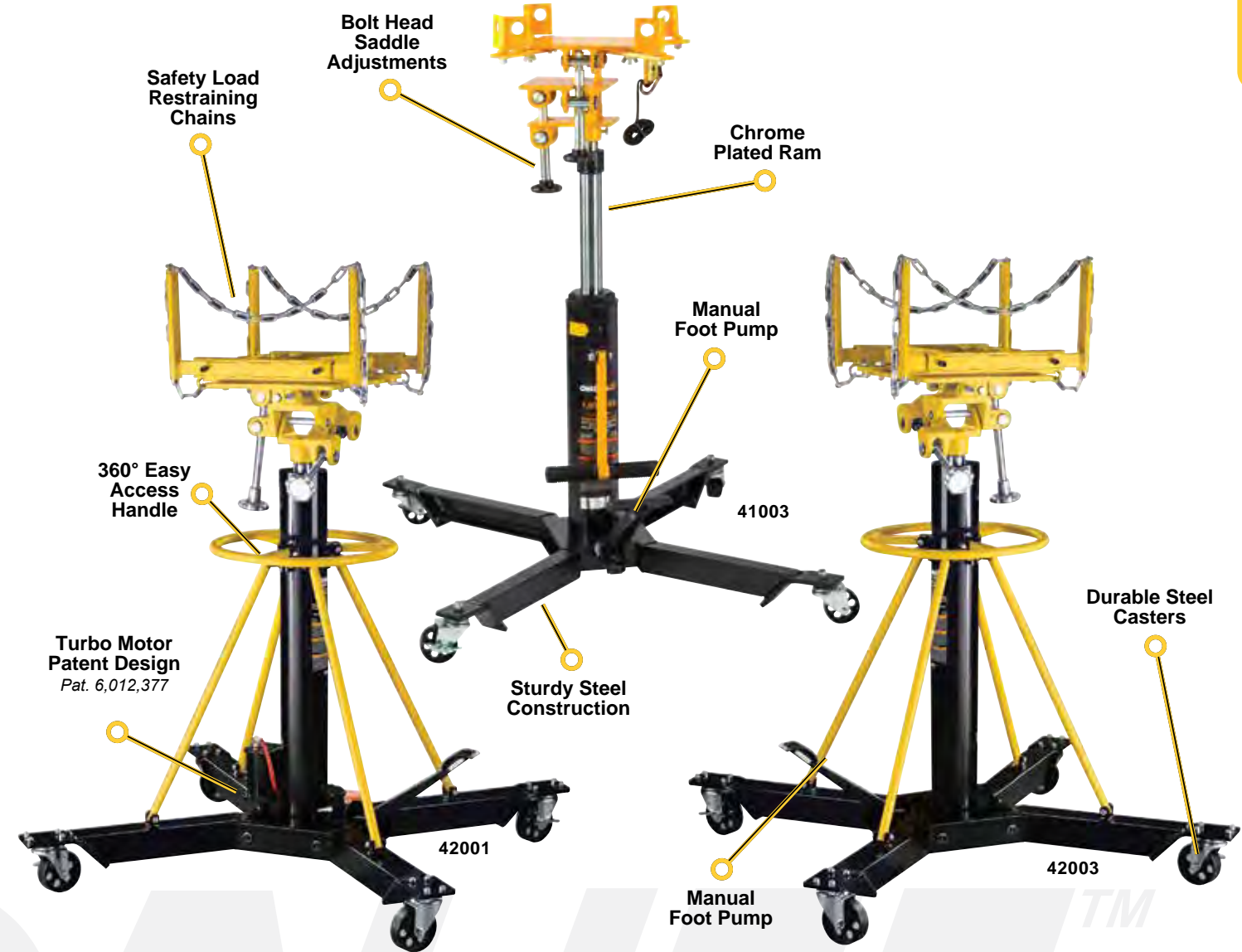
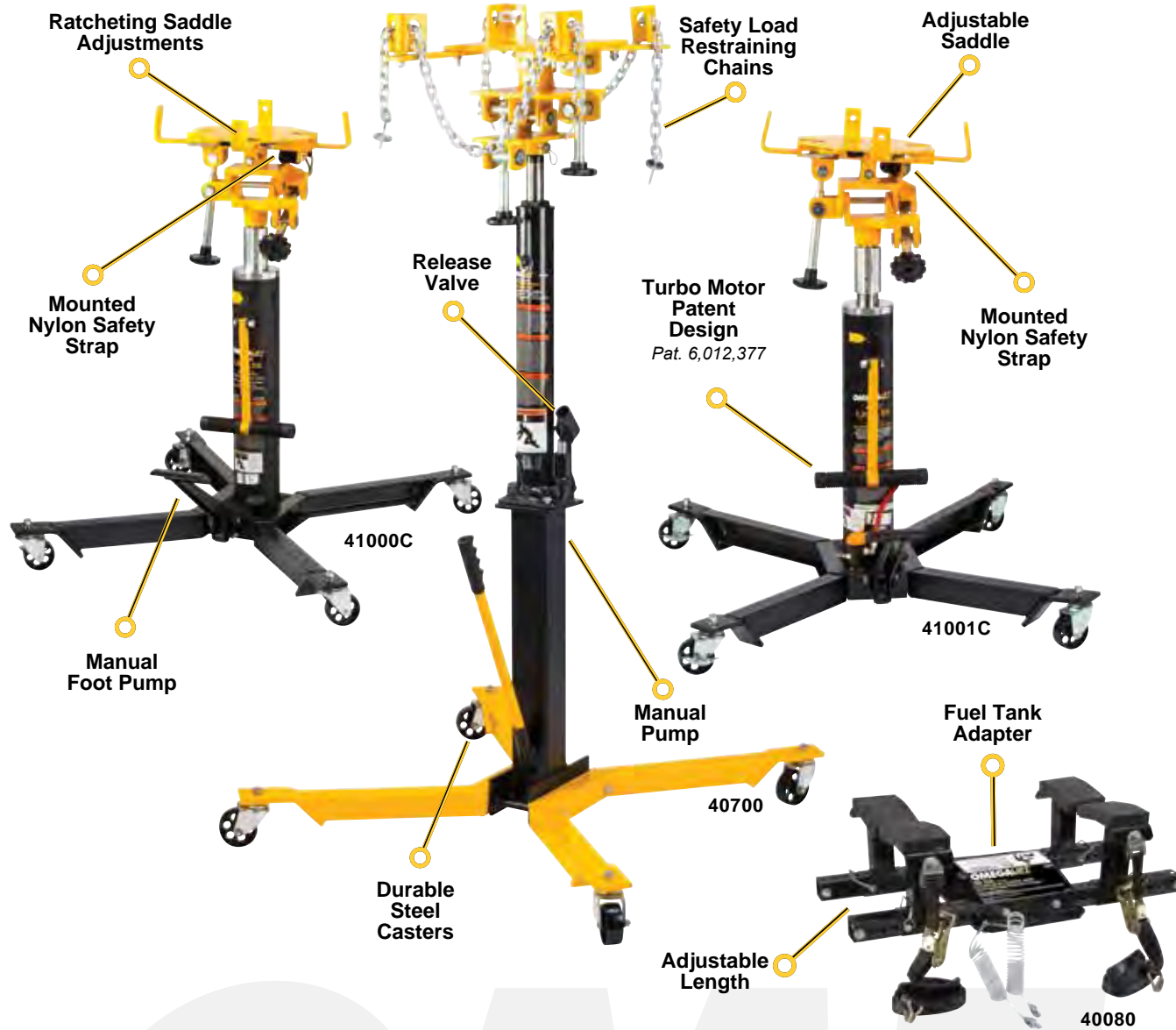
700 lbs Economy Transmission Jack

1,000 lbs Air/Manual Telescopic Transmission Jack

2,000 lbs Air/Manual Telescopic Transmission Jack

1,000 lbs Manual Telescopic Transmission Jack

2,000 lbs Manual Telescopic Transmission Jack



Model	Description	Height (Min / Max)		Saddle Base		Extended Saddle		Dimension (L x W)		Weight
40700	700 lbs Economy Transmission Jack	57.25"	76.38"	9.88"	9.88"	18.88"	18.88"	36.13"	32.63"	137.28 lbs
41000C	1,000 lbs Manual Telescopic Transmission Jack	39.88"	77.25"	11.50"	11.50"	21.00"	21.00"	33.13"	35.50"	161.00 lbs
41001C	1,000 lbs Air/Manual Telescopic Transmission Jack	39.88"	77.25"	11.50"	11.50"	21.00"	21.00"	33.13"	35.50"	171.00 lbs
40080	Fuel Tank Adapter	Designed to fit onto Telescopic Transmission Jacks								55.00 lbs

Model	Description	Height (Min / Max)		Saddle Base		Extended Saddle		Dimension (L x W)		Weight
41003	1,000 lbs Manual Telescopic Transmission Jack	36.25"	73.00"	9.88"	9.88"	20.25"	20.25"	36.50"	34.00"	145.20 lbs
42001	2,000 lbs Air/Manual Telescopic Transmission Jack	46.00"	74.75"	13.00"	13.00"	24.50"	19.00"	42.00"	39.75"	316.36 lbs
42003	2,000 lbs Manual Telescopic Transmission Jack	46.00"	74.75"	13.00"	13.00"	24.50"	19.00"	42.00"	39.75"	294.36 lbs

* Excluding: 40080

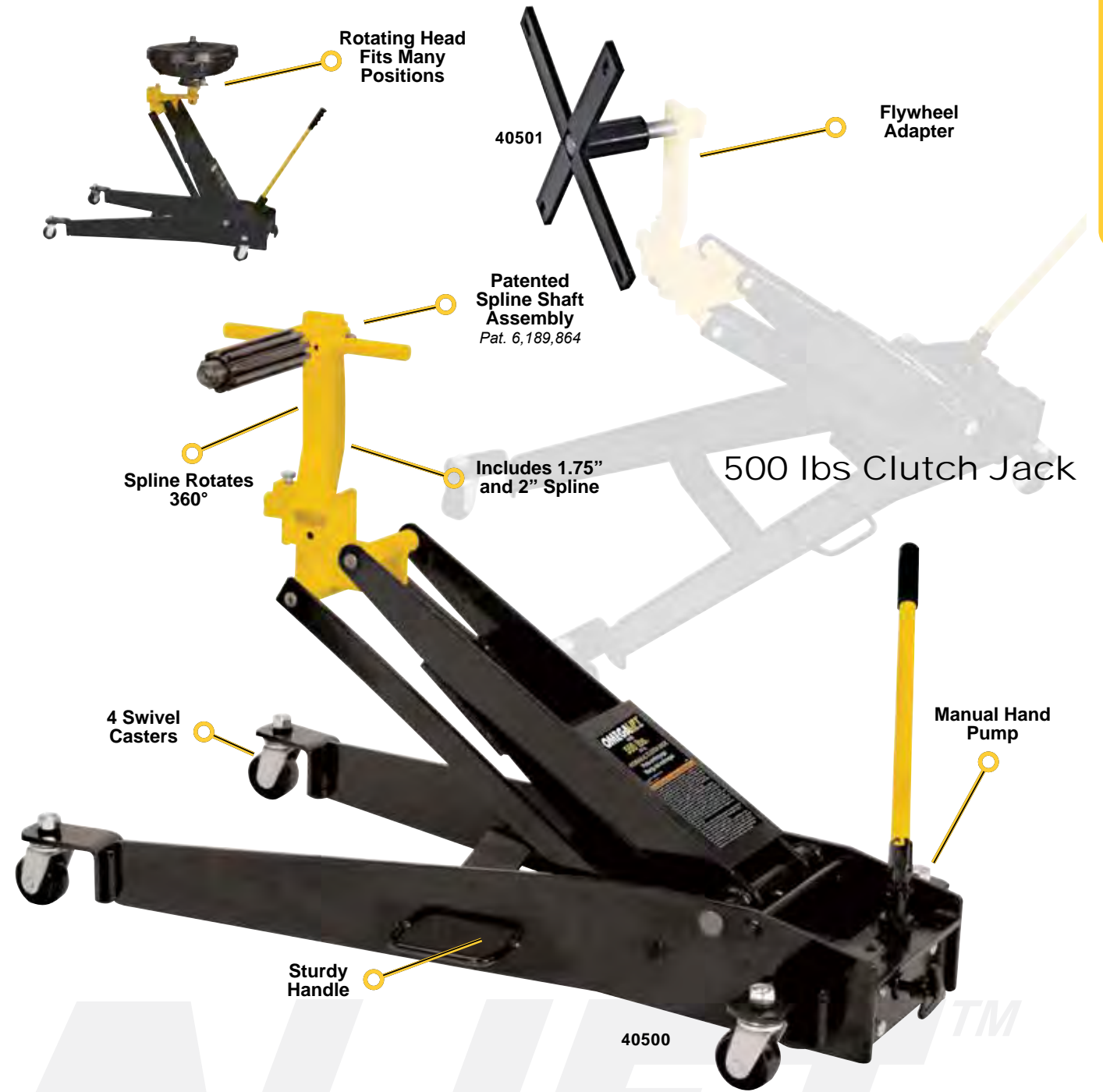


TRANSMISSION JACKS

Floor Style Transmission Jacks



CLUTCH JACK/ ACCESSORIES



Model	Description	Height (Min / Max)	Handle Length	Saddle Base	Extended Saddle	Dimension (L x W)	Weight
41100C	1100 lbs Floor Style Trans Jack	8.50" / 24.75"	22.50"	12.63" 7.88"	17.00" 9.38"	28.31" 15.00"	92.00 lbs
42000C	2000 lbs Floor Style Trans Jack	7.75" / 33.00"	22.50"	14.25" 7.88"	17.00" 15.50"	40.50" 18.50"	199.98 lbs
43000	3000 lbs Floor Style Trans Jack	7.83" / 37.25"	29.75"	16.13" 10.75"	16.13" 26.88"	46.00" 26.00"	376.20 lbs

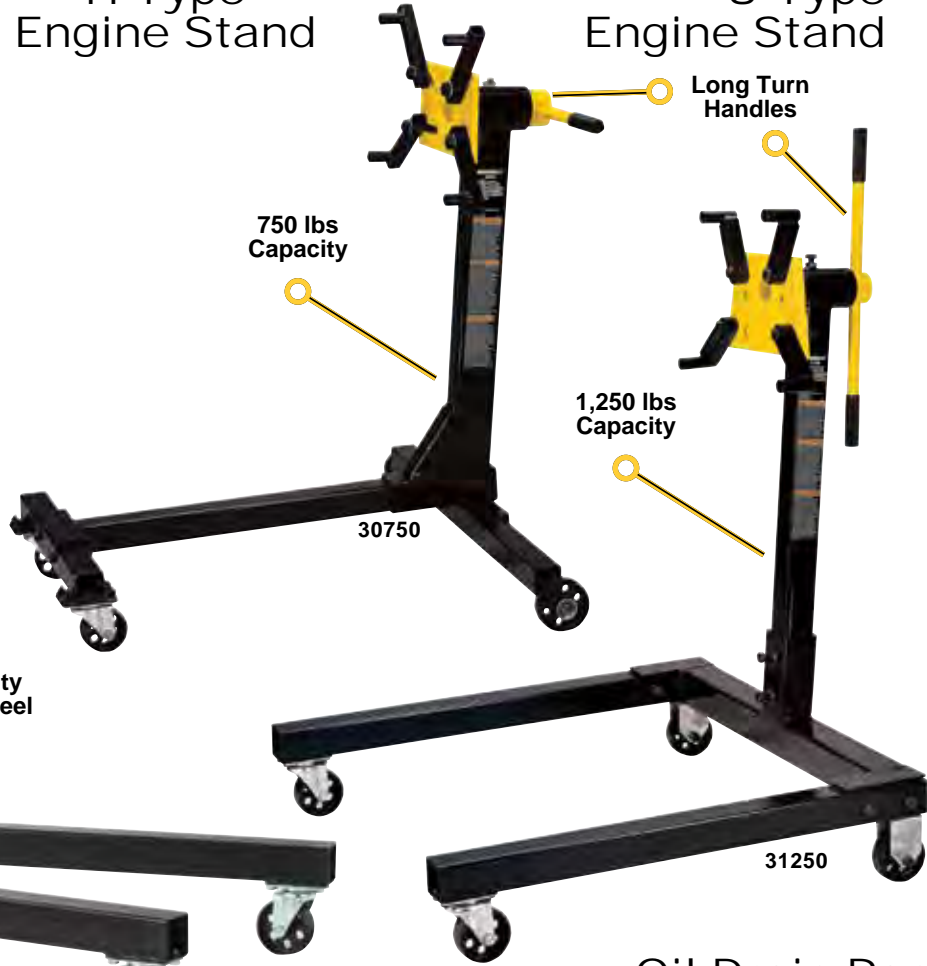
Model	Description	Height (Min / Max)	Shaft Diameter	Spline Diameter	Dimension (L x W)	Weight
40500	500 lbs Clutch Jack	16.50" / 42.00"	1.00"	1.75" 2.00"	44.50" 22.50"	159.50 lbs
40501	250 lbs Flywheel Adapter	Designed to Fit onto Clutch Jack (40500)				12.10 lbs

ENGINE STANDS

Foldable Rotating Head Engine Stand




H-Type Engine Stand



U-Type Engine Stand



Oil Drain Pan



Model	Description	Base Size (L x W x H)			Head Plate Dimensions (L x H x Thickness)			Wheel Dia	Weight
30750	750 lbs Engine Stand (H-Type)	31.50"	31.50"	36.75"	10.00"	6.00"	0.38"	3.00"	55.88 lbs
31250	1,250 lbs Engine Stand (U-Type)	33.38"	33.83"	42.75"	7.50" - 10.50"	6.50"	0.63"	3.50"	86.46 lbs
31256*	1,250 lbs Rotating Head Engine Stand	41.75"	23.63"	42.75"	7.50" - 10.50"	6.50"	0.63"	3.50"	114.40 lbs
92510	Oil Drain Pan w/ Strap Kit	Can Attach to All Models of Engine Stands (30750, 31250, or 31256)							

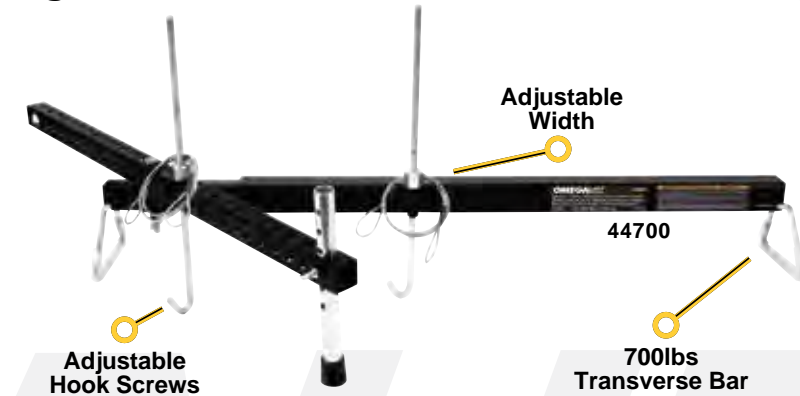
* 31256 - 1250 lbs Rotating Head Engine Stand folds up to save on storage space

ENGINE CRANE/ ACCESSORIES

Engine Crane



Engine Transverse Bar



Load Leveler



Model	Description	Capacity	Hook Height		Base Length	Base Width		Height	Wheel Dia	Weight
			Min	Max		Front	Rear			
44020	Engine Crane	2 Ton	18.13"	69.13"	61.75"	31.50"	27.38"	54.00"	3.50"	266.00 lbs
		1.5 Ton	13.38"	75.00"	-	-				
		1 Ton	9.25"	80.50"	94.50"	39.00"	47.38"			
44700	Engine Transverse Bar	700 lbs	Hook Thread Length: 12.50"		38.00"	61.00"	-	-	-	26.40 lbs
90153	Load Leveler	1,500 lbs	10.00"	12.50"	18.00"	7.63"		-	-	13.42 lbs

* Excluding: 44700 and 90153

LONG JACKS

1.5 - 8 Ton Long Jacks



Model	Description	Height (Min / Max)	Base Size (L x W)	Weight
44915	1.5 Ton Manual Long Jack	19.88" 35.25"	5.13" 4.50"	18.04 lbs
44930	3 Ton Manual Long Jack	19.88" 35.25"	5.13" 4.50"	18.04 lbs
44940	4 Ton Manual Long Jack	19.88" 35.25"	5.13" 4.50"	18.04 lbs
44980	8 Ton Manual Long Jack	24.13" 43.25"	5.00" 4.75"	31.46 lbs
44981C	8 Ton Air/Hydraulic Long Jack	24.13" 43.25"	7.13" 5.00"	38.72 lbs

DOLLIES & BRAKE DRUM HANDLERS

Wheel Dollies



Model	Description	Lift Height (Min / Max)	Tilt Range	Base Size (L x W x H)	Weight
46000	1,500 lbs Break Drum Handler	10.38" 15.00"	-	61.38" 19.63" 17.63"	59.40 lbs
47020*	3-In-1 1 Ton Car Dolly Set	7.00" 13.88"	-	20.00" 13.88" 13.88"	79.20 lbs
47050C	1,500 lbs Wheel Dolly	2.50" 8.38"	-2° - 5°	45.13" 39.50" 34.88"	222.00 lbs
47053	1,500 lbs Wheel Dolly	2.25" 11.00"	-2° - 5°	43.50" 43.00" 34.88"	159.00 lbs
92030	300 lbs Wheel Dolly	-	-	48.00" 27.50" 17.50"	19.15 lbs

* The 47020 is sold in pairs of two. Each dolly has a individual dolly has a rated capacity of 2,000 Lbs per unit in all three of the dolly configurations.

BODY REPAIR KITS

10 Ton Body Repair Kit



4", 10", 18",
27" Extension
Tubes

- Body Repair Kits Include:**
- Manual Hand Pumps
 - Hydraulic Cylinders (Rams)
 - Extension Tubes
 - Hydraulic Spreaders
 - Rubber Heads
 - Ram Toe (offset)
 - Plunger Toe (offset)
 - Variety of Different Saddles
 - Customized Blow Mold Case

4 Ton Body
Repair Kit

3", 6", 8", 16",
19" Extension
Tubes

Model	Description	Pump Capacity	Ram Height		Effective Ram Area	Weight
			Closed	Extended		
50040	4 Ton Body Repair Kit	8,000 PSI	10.75"	15.63"	1.00 in ²	47.08 lbs
50100	10 Ton Body Repair Kit	10,000 PSI	13.75"	19.75"	2.40 in ²	83.60 lbs

TREADLE PUMPS & CYLINDER KIT

122 in³ Treadle Pump



Oil Outlet Port

Air Inlet Port

91 in³ Treadle Pump



10 Ton Low Profile
Cylinder Kit



72101

Internal Return Springs

3/8 High Flow Coupler

1" 2" and 3"
Aluminum
Adapters

Foot
Adjustment
Pedal

231 in³ Treadle Pump



22907

Large Oil
Reservoir

Model	Description	Reservoir Size	Capacity	Base Size (L x W x H)			Weight
22903	Treadle Pump	91.50 in ³	10,000 PSI	9.75"	4.63"	7.50"	18.92 lbs
22905	Treadle Pump	122.00 in ³	10,000 PSI	11.50"	6.00"	8.00"	22.00 lbs
22907	Treadle Pump	231.00 in ³	10,000 PSI	13.50"	8.00"	7.25"	28.16 lbs


Model	Description	Stroke	Effective Area	Oil Capacity	Height (Co/Ext)	Internal PSI*	Cylinder Housing Dia	Ram Plunger Dia	Weight
72101	10 Ton Low Profile Cylinder Kit	1.50"	2.35"	3.53 in ³	3.88" 5.25"	8,511 PSI	2.75"	1.50"	9.10 lbs

*Rated Internal Pressure is measured at maximum capacity.

SHOP EQUIPMENT

TRUCK RAMPS & SERVICE TRAY

Bead Breaker



Rubberized Handles

22910

16.5" Funnel Diameter

Oil Drain



25" Max Rim Size

Adjustable Height

89001

Bead Breaker Combo



22953

Large Capacity Reservoir


Forklift Jack



Multiple Convenient Lifting Points

28045

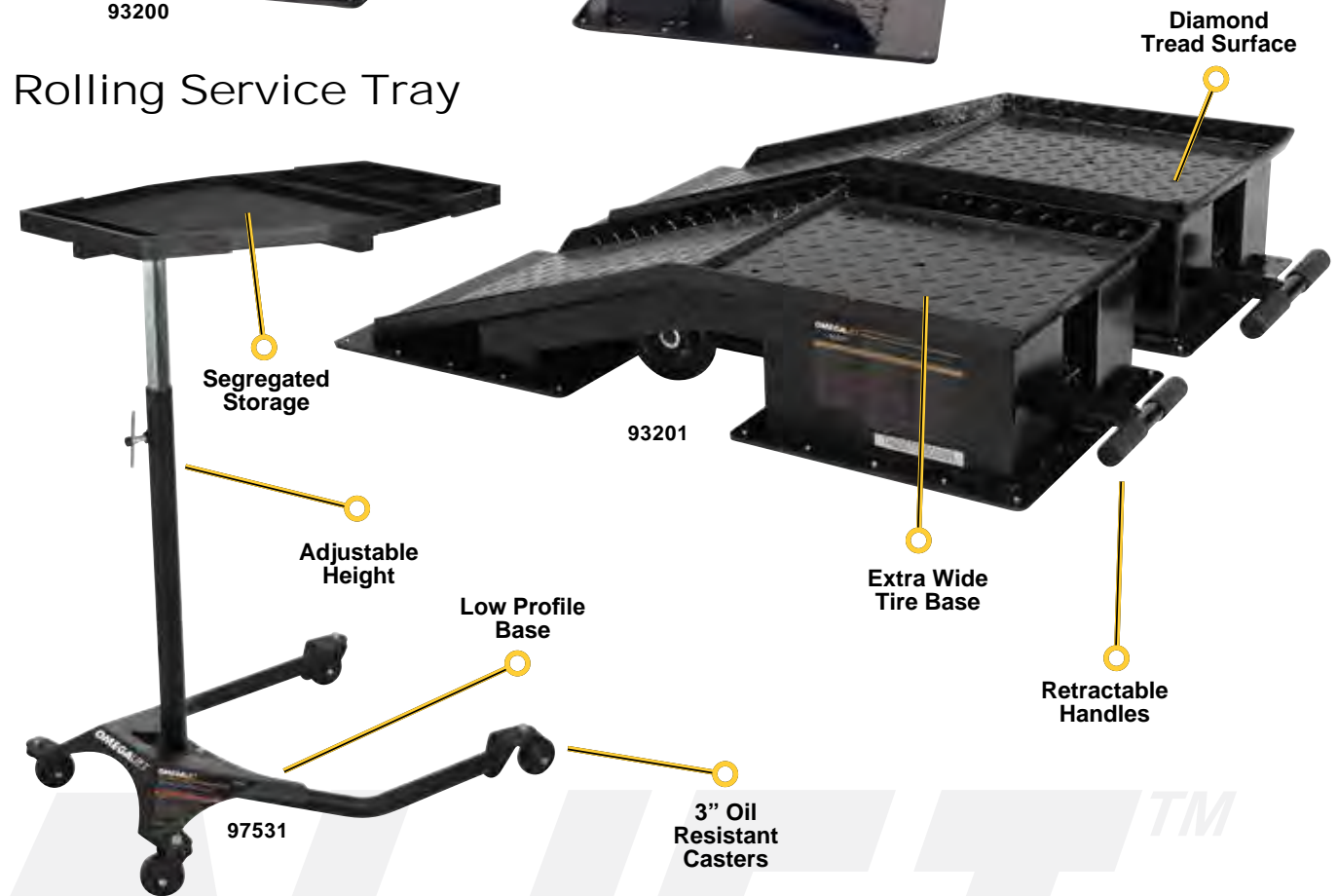
Truck Ramps



Sturdy Steel Construction

93200

Rolling Service Tray



Segregated Storage

Adjustable Height

Low Profile Base

97531

93201

Extra Wide Tire Base

Retractable Handles

Diamond Tread Surface

Model	Description	Lift Height (Min / Max)		Base Size (L x W x H)			Weight
22910	5 Ton Portable Bead Breaker	-	-	18.00"	5.50"	13.00"	33.00 lbs
22953	5 Ton Bead Breaker Combo Kit	-	-	18.00"	5.50"	13.00"	63.00 lbs
28045	4 Ton Forklift Jack	3.00"	17.50"	32.00"	10.25"	17.00"	90.86 lbs
89001	8 Gallon Oil Drain	-	-	17.00"	17.00"	48.25" - 62.00"	10.00 lbs

Model	Description	Max Tire Width	Handle Length	Base Size (L x W x H)			Weight
93200	20 Ton Truck Ramps	11.25"	33.75"	45.00"	13.50"	9.38"	267.00 lbs
93201	20 Ton Wide Truck Ramps	16.00"	33.75"	45.00"	18.00"	9.38"	334.00 lbs

Model	Description	Height (Min/Max)		Tray Size (L x W x H)		Base Size (L x W x H)			Weight	
97531	100 lbs Rolling Auto Service Tray	34.50"	47.64"	20.00"	29.25"	2.75"	29.00"	20.00"	34.45"	41.80 lbs

* Excluding: 97531

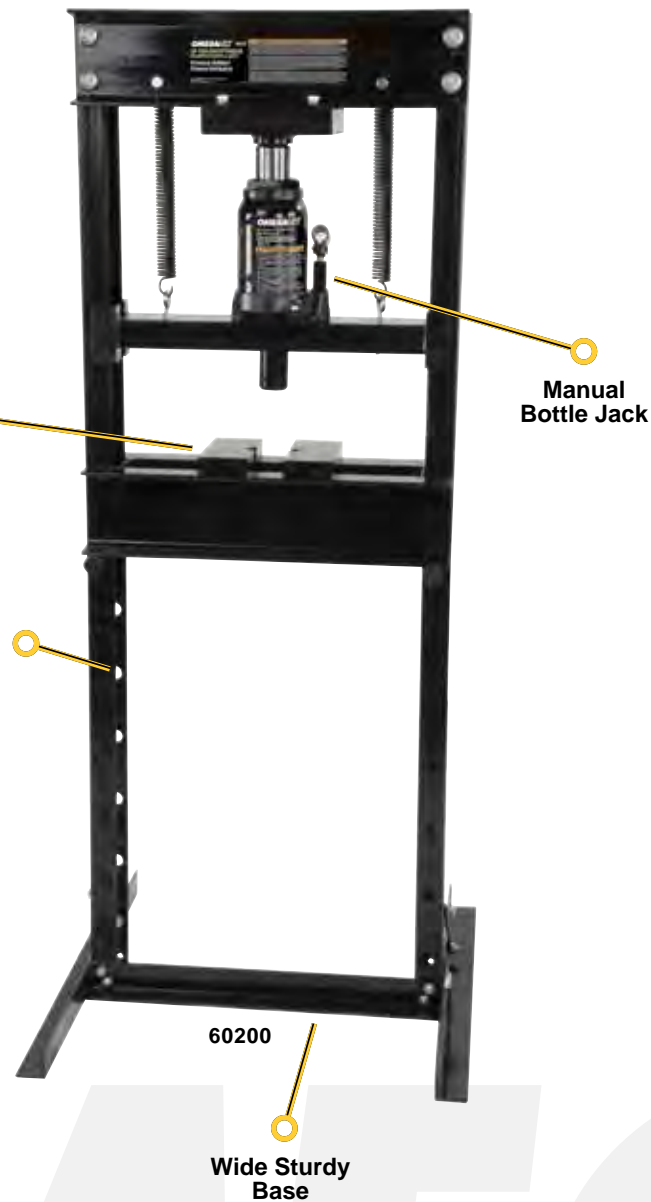


SHOP PRESSES/ ACCESSORIES

12 Ton Shop Press



20 Ton Shop Press



Model	Description	Working Space (Min / Max)		Hydraulic Stroke	Bed Position	Base Size (L x W x H)			Weight
60120	12 Ton Shop Press	2.63"	34.38"	6.00"	8	22.75"	18.50"	59.00"	127.60 lbs
60127	12 Ton Shop Press Acc Kit	Designed for use with 12 Ton Shop Press (60127)							24.66 lbs
60200	20 Ton Shop Press	2.50"	34.13"	6.00"	8	28.00"	28.00"	64.50"	277.20 lbs
60207	20 Ton Shop Press Acc Kit	Designed for use with 20 Ton Shop Press (60207)							24.90 lbs

* Excluding: Shop Press Accessories

SHOP PRESSES/ ACCESSORIES

25 Ton Shop Press



Model	Description	Working Space (Min / Max)		Hydraulic Stroke	Bed Position	Base Size (L x W x H)			Weight
60253	25 Ton Shop Press	4.63"	36.38"	6.00"	8	28.00"	28.00"	59.00"	293.70 lbs
60257	Shop Press Acc Kit	Accessories Designed for use with 25 Ton Shop Press (60253)							25.63 lbs
T125-90009-K01	25 Ton Arbor Plates	Accessory Designed for use with 25 Ton Shop Press (60253)							16.34 lbs

* Excluding: Shop Press Accessories

Z-CREEPERS

2-in-1 Z Creeper



Folds Into Flat Creeper



91000

3-in-1 Low Profile Z-Creeper



Pin-Release Transition



Design Patent
Pat. 6,969,077
D639,638S

Low-Profile Seat

5" Low Profile Height

91452

Sturdy Steel Frame

3" Oil Resistant Casters

BLOW-MOLDED CREEPERS



36" Creeper

3" Polymer Casters

91900

Padded Headrest

Carrying Handle

40" Creeper

91901

Padded Headrest

Side Storage Trays

3" Polymer Casters

Ventilated Back Rest

48" Creeper

91902

Carrying Handle

Model	Description	Capacity	Seat Height	Dimensions (Flat) (L x W x H)			Weight
91000	2-in-1 Z Creeper	450.00 lbs	19.75"	40.00"	18.00"	7.50"	25.74 lbs
91452	3-in-1 Low Profile Z-Creeper	450.00 lbs	18.00"	41.50"	27.00"	5.00"	27.06 lbs

Model	Description	Capacity	Dimensions (Flat) (L x W)		Weight
91900	36" Plastic Creeper	300.00 lbs	36.25"	16.25"	9.70 lbs
91901	40" Plastic Creeper w/ Tool Tray	350.00 lbs	40.00"	19.00"	13.40 lbs
91902	48" Plastic Creeper w/ Tool Tray	440.00 lbs	47.00"	23.75"	17.20 lbs

CREEPERS & SHOP STOOLS

Low-Profile Creeper



2-in-1 Seat/Stool



Toolbox Shop Seat



Model	Description	Capacity	Dimensions (L x W x H)			Weight
91305	2-in1 Shop Stool	350.00 lbs - Seat 400.00 lbs - Stool	14.00"	9.50"	-	21.20 lbs
91400	40" Low Profile Creeper	400.00 lbs	40.00"	26.00"	4.50"	25.30 lbs
92450	Mechanic's Toolbox Shop Seat	450.00 lbs	18.25"	14.13"	18.88"	29.70 lbs

WHEEL ARM

Wheel Arm™



For use with most two and four posts lifts. The Omega Wheel Arm is designed to clamp to the arm of the lift for easy storage of removed tires from the vehicle. The Omega Wheel arm not only helps eliminate trip hazards in the shop but also helps aid in the prevention of back injuries due to constant bending of technicians while placing the tire on the ground. This will help you place the tire at your core height with minimal twisting and turning.

Wheel Arm™
Product Video

www.youtube.com/watch?v=smreBVfINYA

Model	Description	Capacity	Dimensions (L x W x H)			Weight
92100	Wheel Arm™	100.00 lbs	8.00"	6.80"	17.00"	17.80 lbs





OMEGA *Pro*

Chapter Table of Contents

- 46 Torque Wrenches
- 46 Preset Torque Wrench Set
- 47 Compact Air Impact Wrench
- 47 Heavy Duty Air Impact Wrench with Case
- 48 Omega Pro Tool Cart
- 48 95 Piece Drive Metric Socket Set
- 49 3-Fold EVA Pad with LED Light Strip
- 49 EVA Knee Pad
- 49 Mini Digital Tire Inflator
- 49 Digital Tire Inflator

Omega Pro feature unique tools and equipment to help fulfill your shops needs. Air Tools, Tool Carts, etc available to help meet all product needs within a shop. All Omega Pro Equipment offers a one year manufacturer warranty, please see warranty section for added information.



TORQUE WRENCHES

Torque Wrenches



Preset Torque Wrench Set



Model	Description	Torque Range (Ft-Lbs) (Min/Max)		Weight
83013	½" Drive Adjustable Torque Wrench 30-250 ft-lbs	30	250	6.90 lbs
83031	¾" Drive Heavy Duty Torque Wrench	74	738	18.70 lbs
83012	5-Pc ½" Drive Preset Torque Wrench Set	65	140	19.05 lbs

AIR IMPACT WRENCHES

½" Drive Mini Light Weight Air Impact Wrench



1" Drive Heavy Duty Air Impact Wrench with Blow-Mold Case



Model	Description	Max Torque (Ft-Lbs)	Weight
82001	½" Drive Mini Light Weight Air Impact Wrench	500.00	3.52 lbs
82004	1" Drive Heavy Duty Air Impact Wrench	2,065.00	35.70 lbs
82004B	1" Drive Heavy Duty Air Impact Wrench (w/ Case)	2,065.00	40.80 lbs

TOOL CART & SOCKET SET

350 lbs Capacity Tool Cart

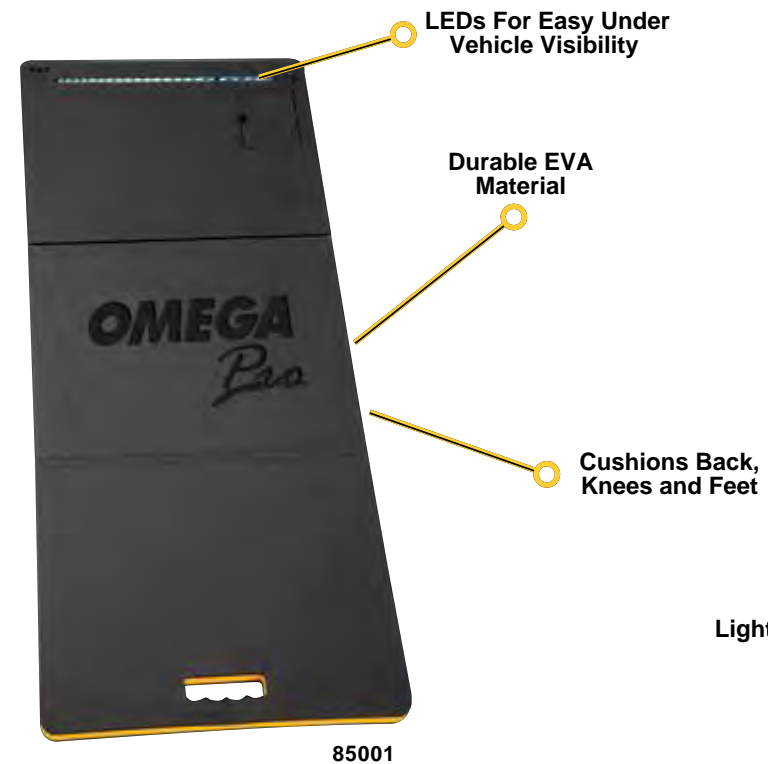


95 PC 1/4" & 3/8" Drive Metric Socket Set

Model	Description	Weight
97431	Tool Cart, 350 lbs Capacity	67.10 lbs
83028	95 PC 1/4" & 3/8" Drive Metric Socket Set	10.42 lbs

EVA PADS & TIRE INFLATORS

3-Fold EVA Pad With 21 LED Light



EVA Knee Pad



Lightweight

Digital Tire Inflator

Mini Digital Tire Inflator



Model	Description	Reads Pressure Up To	Weight
83014	Digital Tire Inflator	160 PSI	1.78 lbs
83016	Mini Digital Tire Inflator	160 PSI	1.98 lbs
85001	3-Fold EVA Pad With 21 LED Light	-	3.75 lbs
85002	EVA Knee Pad	-	0.45 lbs

HEIN-WERNER AUTOMOTIVE®

Chapter Table of Contents

- 52 Service Jacks
- 53 Long Chassis Service Jacks
- 54 Speed Pak™ Air Hydraulic Service Jacks
- 55 Forklift Jack
- 55 Air Hydraulic Truck Jack
- 55 Air Jack and Stand
- 56 Truck Jacks
- 57 Vehicle Stands
- 57 High Reach Jack Stands
- 58 Heavy Duty Jack Stands
- 58 Forklift Jack Stands
- 59 End Lift
- 59 End Lift with Remote Operation
- 60 Wheel Lift System
- 62-63 Engine Crane and Accessories
- 64-65 Engine Stands and Accessories
- 66 Floor Style Transmission Jack
- 66 Telescopic Transmission Jack
- 67 Wheel Dolly
- 68-75 Shop Presses and Accessories

Hein-Werner Automotive line has stood for quality, durability, performance and incorporation of US Manufacturing for decades. TAA / BAA Compliance as well as National Stock Numbers has made this lift equipment line a staple of GSA contracts for many generations. All Hein-Werner Automotive equipment strives to adhere to current ASME/PASE safety regulations. All Hein-Werner Automotive Equipment products carries a two year manufacturer's warranty, please see warranty section for added information.


This photo is for marketing purposes only and does not directly reflect on how products should be used. Please refer to your products Owners Manuals for suggested uses.



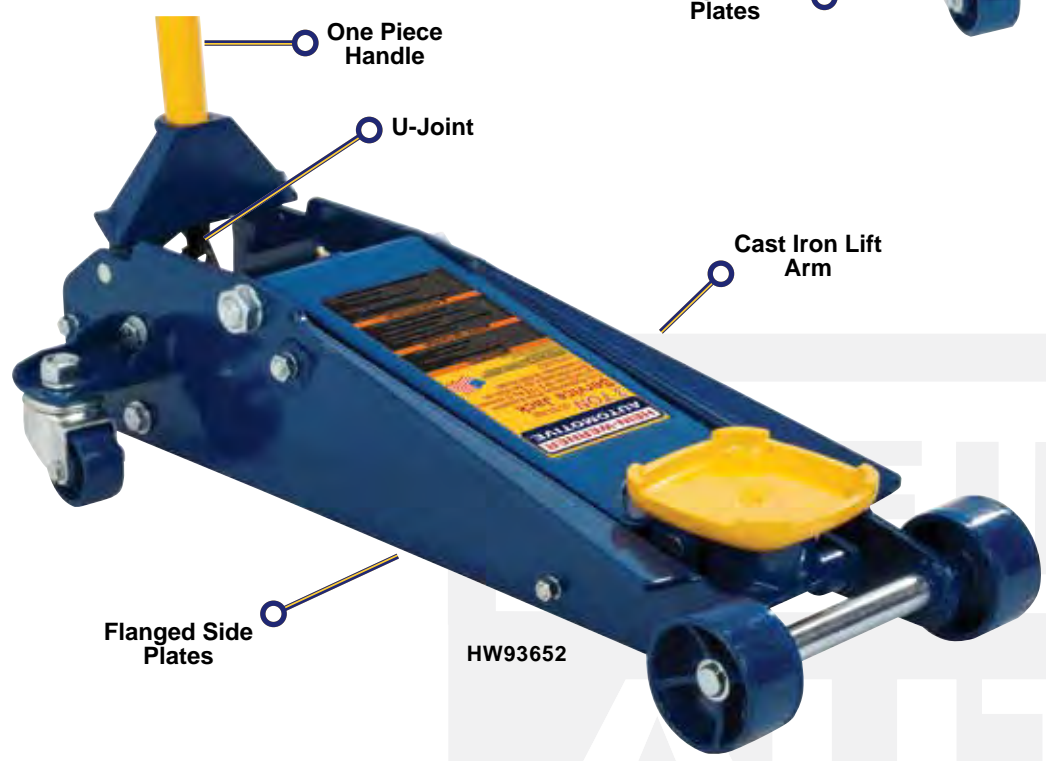
SERVICE JACKS

LONG CHASSIS SERVICE JACKS


2 Ton Heavy Duty Service Jack




3 Ton Heavy Duty Service Jack



4 Ton Manual Service Jack



10 Ton Manual Service Jack




Model	Description	Height (Min/Max)	Power Raise	Saddle Dia.	Handle Length	Base Size (L x W)	Weight
HW93642	2 Ton Heavy Duty Service Jack	4.50" / 20.00"	15.50"	6.38"	48.00"	28.50" / 15.00"	99.00 lbs
HW93652	3 Ton Heavy Duty Service Jack	5.25" / 23.50"	18.25"	6.75"	48.00"	31.50" / 15.00"	123.00 lbs


Model	Description	Height (Min/Max)	Power Raise	Saddle Dia.	Handle Length	Base Size (L x W)	Weight
HW93657	4 Ton Manual Service Jack	5.50" / 26.50"	21.00"	7.00"	51.75"	48.00" / 14.50"	222.00 lbs
HW93660	10 Ton Manual Service Jack	6.50" / 25.50"	19.00"	8.50"	53.00"	54.00" / 20.50"	420.00 lbs

AIR/MANUAL SERVICE JACKS

4 Ton Air/Hydraulic Service Jack



10 Ton Air/Hydraulic Service Jack



FORKLIFT/TRUCK JACKS

4 Ton Forklift Jack



20 Ton Air/Hydraulic Truck Jack



10 Ton Air Jack



Model	Description	Height (Min/Max)	Power Raise	Saddle Dia.	Handle Length	Base Size (L x W)	Weight
HW93667	4 Ton Air/Hydraulic Service Jack	5.50" 26.50"	21.00"	7.00"	51.75"	48.00" 14.50"	237.00 lbs
HW93662	10 Ton Air/Hydraulic Service Jack	6.50" 25.50"	19.00"	8.50"	53.00"	54.00" 20.50"	430.00 lbs

Model	Description	Height (Min/Max)	Power Raise	Handle Length	Base Size (L x W)	Weight
HW93659	4 Ton Forklift Jack	2.50" 16.50"	14.00"	25.00"	8.00" 26.50"	71.00 lbs
HW93731	20 Ton Air/Hydraulic Truck Jack	9.25" 17.75"	5.50"	39.50"	8.75" 5.50"	67.00 lbs
HW93737A	10 Ton Air Jack	17.75" 40.00"	11.50"	38.00"	12.00" 12.00"	165.00 lbs

**TRUCK
JACKS**

**JACK
STANDS**

25 Ton Truck Jack
With 3" Adapter


20 Ton
Truck Jack

3 Ton Jack Stands

6 Ton
Jack Stands



10 Ton
High Reach
Jack Stands



Model	Description	Height (Min/Max)	Power Raise	Handle Length	Ext Screw	Operating Pressure (PSI)	Base Size (L x W)	Weight
HW93735A	25 Ton Truck Jack w/ 3" Adapter	8.25" 21.50"	5.13"	53.00"	5.13"	110-200	20.00" 14.00"	124.00 lbs
HW93733	20 Ton Truck Jack	9.00" 19.75"	6.00"	52.50"	4.75"	110-140	8.00" 17.00"	88.50 lbs
HW93265	Saddle Adapter	For use with HW93733						8.26 lbs

Model	Description	Height (Min/Max)	Height Intervals	Base Size (L x W)	Saddle Size (L x W)	Weight
HW93503	3 Ton Jack Stands	12.13" 19.00"	0.69"	7.25" 9.00"	1.00" 4.50"	18.50 lbs
HW93506	6 Ton Jack Stands	16.25" 25.75"	0.63"	10.25" 13.00"	1.00" 5.00"	41.00 lbs
HW93511	10 Ton High Reach Jack Stands	30.00" 52.00"	2.00"	19.00" 19.00"	3.00" 5.75"	148.00 lbs

* Rated capacity for all jack stands are rated to be used in matching pairs.
** Except HW93503 and HW93506

HEAVY DUTY JACK STANDS

END LIFTS

10 Ton Heavy Duty Jack Stands



HW93512



25 Ton Jack Stands



HW93526F



7 Ton Forklift Stands



HW93524A



2.5 Ton Air Operated End Lift

HW93696A

2.5 Ton Air Operated End Lift With Remote Operation

HW93696U



Model	Description	Height (Min/Max)	Height Intervals	Base Size (L x W)	Saddle Size (L x W)	Weight
HW93512	10 Ton Heavy Duty Jack Stands	20.00" 31.50"	2.00"	16.00" 16.00"	3.00" 5.75"	90.00 lbs
HW93526F	25 Ton Vehicle Support Stands	12.38" 20.38"	2.13"	9.88" 9.88"	2.25" 3.25"	90.00 lbs
HW93524A	7 Ton Forklift Stands	9.50" 15.75"	1.00"	7.50" 7.50"	2.50" 4.50"	36.00 lbs


Model	Description	Height (Min/Max)	Saddle Spread	Power Raise	Min. Air Pressure	Weight
HW93696A	2.5 Ton Air Operated End Lift	11.00" 35.38"	23.25" - 41.25"	24.75"	200 PSI	210.00 lbs
HW93696U	2.5 Ton Air Operated End Lift	11.00" 35.38"	23.25" - 41.25"	24.75"	200 PSI	276.00 lbs
HW93697	Remote Operation Kit	Operates both (HW93696U) units simultaneously				4.00 lbs

* Rated capacity for all jack stands are rated to be used in matching pairs




WHEEL LIFT SYSTEM/KIT

Remote Operation Kit



10 Ton Wheel Lift System



END LIFT

10 Ton Air Operated End Lift

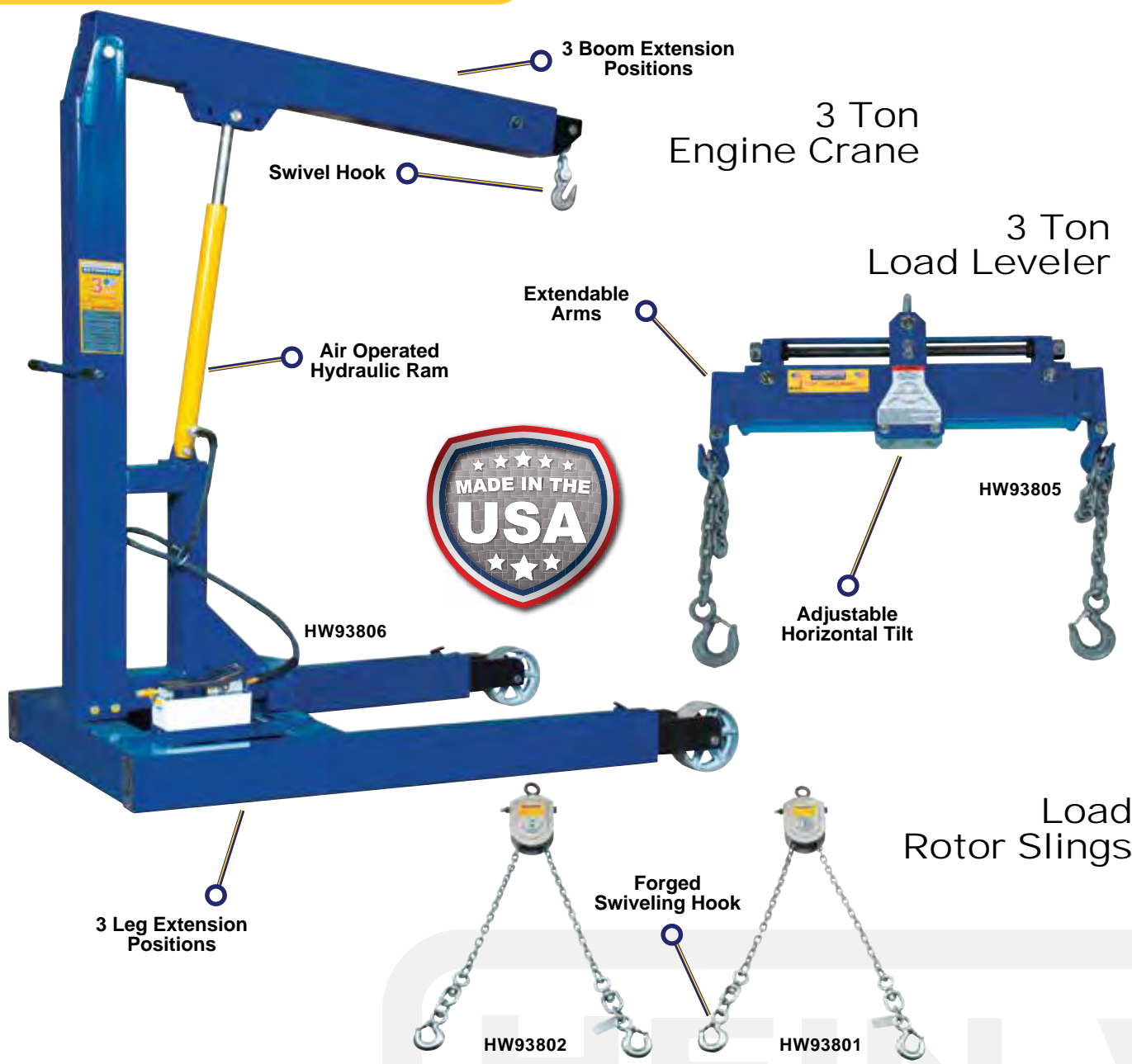


Model	Description	Height (Min/Max)	Frame Size (W x H)	Power Raise	Min Air Pressure	Weight
HW93693*	10 Ton Wheel Lift System	Floor level 24.00"	41.96" 53.25"	24.00"	160 PSI	1,234.00 lbs

Model	Description	Height (Min/Max)	Saddle Spread	Frame Size (W x H)	Power Raise	Min. Air Pressure	Weight
HW93690	10 Ton Air Operated End Lift	12.50" 46.00"	28.00" - 53.00"	35.25" 65.00"	36.75"	200 PSI	670.00 lbs

* Rated capacity for HW93693 is designed to be used in matching pairs. Refer to the products owners manual for proper usage.

**ENGINE
CRANES**



Model	Description	Boom Cap. @ Length	Hook Height (Min/Max)	Leg Ext.	Size (L x W x H)	Wheel Dia. (Front/Rear)	Weight
HW93806	3 Ton Engine Crane	3 Ton	30.50"	120.50"	91.25"	75.00" 51.00" 88.50"	8.00" 6.00"
		2.5 Ton	18.50"	128.50"	106.75"		
		2 Ton	6.50"	144.50"	123.00"		
Model	Description	Hex Drive	Chain Length	Link Size	Weight		
HW93805	3 Ton Load Leveler	For use with an engine crane or hoist			77.00 lbs		
HW93802	2 Ton Load Rotor Sling	0.63"	100.00"	0.31"	32.00 lbs		
HW93801	1 Ton Load Rotor Sling	0.63"	65.00"	0.31"	32.00 lbs		

**ENGINE
CRANES**



Model	Description	Chain Length	Link Size	Weight
HW93803	1 Ton Adjustable Load Sling	66.00"	0.22"	5.05 lbs
HW93804	2 Ton Adjustable Load Sling	66.25"	0.31"	9.55 lbs

Model	Description	Capacity	Hook Height (Min/Max)	Base Length	Base Width (Front/Rear)	Height	Wheel Dia	Weight
HW93809	2 Ton Manual/Foldable Engine Crane	4,400 lbs	30.50"	120.50"	75.00"	56.00"	28.00"	83.00"
		3,800 lbs	18.50"	132.50"				
		3,300 lbs	6.50"	144.50"				

ENGINE STANDS

ENGINE STAND ADAPTERS

1,250 lbs Engine Stand




360° Rotating Head

Heavy Gauge Welded Tubular Steel

HW93778

3 Ton Engine Stand



360° Rotating Head

Long Handle

Floor Lock

Universal Adapter

HW93776



HW93776-1

HW93776-5

HW93776-8

HW93776-11

HW93776-2

HW93776-6

HW93776-9

HW93776-12

HW93776-3

HW93776-4

HW93776-7

HW93776-10

HW93776-13

Model	Description	Dimensions (L x W x H)			Wheel Dia. (Front/Rear)		Rotational Clearance (Head/Ground)		Weight
HW93776	3 Ton Engine Stand	52.00"	46.00"	46.00"	8.00"	5.75"	37.50"	43.50"	602.00 lbs
HW93778	1,250 lbs Engine Stand	36.00"	35.00"	34.00"	3.00"	3.00"	-	-	76.00 lbs

Model	Description	Compatible Engines	Weight
HW93776-1	Adapter Plate For Cummins Engine	For all NH, NTC, & NTE 855 Series in-line 6 cylinder, 378 Series V6, 504, 555 & 903 Series V8, KT 1150 Series in-line 6 Cylinder L10	30.00 lbs
HW93776-2	Adapter Plate For Detroit Engine	For 53 Series in-line 6 Cylinder, 6V & 8V also 71 series in-line 6 cylinder, 6V, 8V & 12V also 92 series 6V & 8V also 8.2 liter V8.	71.15 lbs
HW93776-3	Adapter Plate For Mack Engine	For 672, 673, 675 & 711. Series in-line 6 cylinder	68.00 lbs
HW93776-4	Adapter Plate For International Engine	For DT-466 in-line 6 cylinder DV-550, MV-404, MV-446, V304, V435, V392, 4-152, 4-194, 4-196, 9.0 liter V8, 6.9L (Ford).	59.00 lbs
HW93776-5	Adapter Plate For Caterpillar Engine	For 1673, 1674, 1693, 3306 & 3406 in-line 6 cylinder also 1100 & 3208 V8 and 3408 V8.	73.00 lbs
HW93776-6	Adapter Plate For Allison Engine	For AT 500, MT 600, MT 6 speed, VH, VS and V730	30.00 lbs
HW93776-7	Engine Stand Adapter	For small size vehicle and light truck Engine 2,000 Lbs. capacity.	38.00 lbs
HW93776-8	Detroit Diesel V6 & V8, Ser 71 Engine Ad	For Detroit Diesel V6 & V8, Ser 71	55.00 lbs
HW93776-9	Adapter Plate For Caterpillar Engine	For 3114, 3116, 3176	48.00 lbs
HW93776-10	Adapter Plate For Mack Engine	For Mack V8 1000, E6 & E7 In-Line 6 Engine Adapter	42.00 lbs
HW93776-11	Adapter Plate For Volvo Engine	For Volvo Td67 & Td71 Engine Adapter	52.00 lbs
HW93776-12	Adapter Plate For Detroit Allison Engine	For Detroit Alison Trans HT740D, HT750, HT750CT, CLBT, CR/DR Adapter	63.00 lbs
HW93776-13	Adapter Plate For New Holland Engine	For Ford New Holland 6.6L & 7.8L Engine Adapter	63.00 lbs

*All Engine Stand Adaptors are made in the U.S.A.

TRANSMISSION JACKS

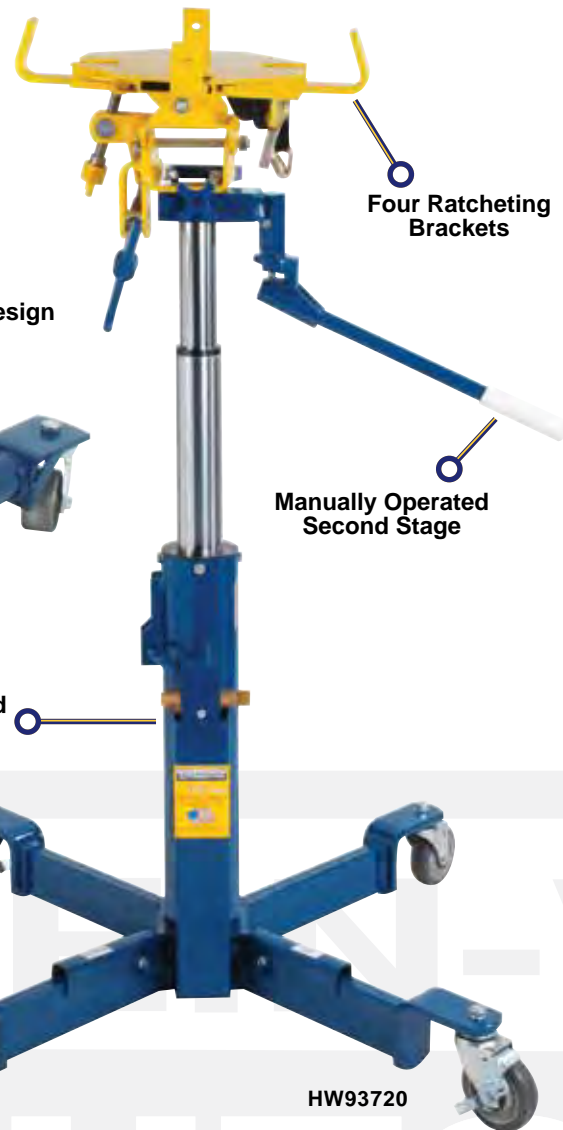
TRANS JACK ACC & WHEEL DOLLY

1 Ton Floor Transmission Jack



HW93718

1,000 lbs Air/Manual Telescopic Trans Jack




HW93720



Fuller Transmission Adapter Kit



Trans Jack Multi Adapter



1,500 lbs Wheel Dolly



HW93766



Model	Description	Height (Min/Max)	Chassis/ Base (L x W)	Tilt (Forward/Rear/Sideways)	Weight
HW93718	1 Ton Floor Transmission Jack	10.25" 45.25"	47.50" 28.25"	27.70° 32.00° 13.00° L & R	309.00 lbs
HW93720	1,000 lbs Air/Manual Tele Trans Jack	34.50" 72.00"	41.00" 41.00"	50.00° 20.00° 11.00° L & R	116.55 lbs

* Excluding: HW93720


Model	Description	Lift Range (Min/Max)	Lifting Arm (Length/Spread)	Size (L x W x H)	Weight
HW93248	Fuller Transmission Adapter Kit			For use with HW93718 only	16.00 lbs
HW93721	Trans Jack Multi Adapter			For use with HW93720 only	20.00 lbs
HW93766	1,500 lbs Wheel Dolly	0.00" 5.00"	24.75" 27.63"	37.50" 39.00" 32.00"	119.00 lbs



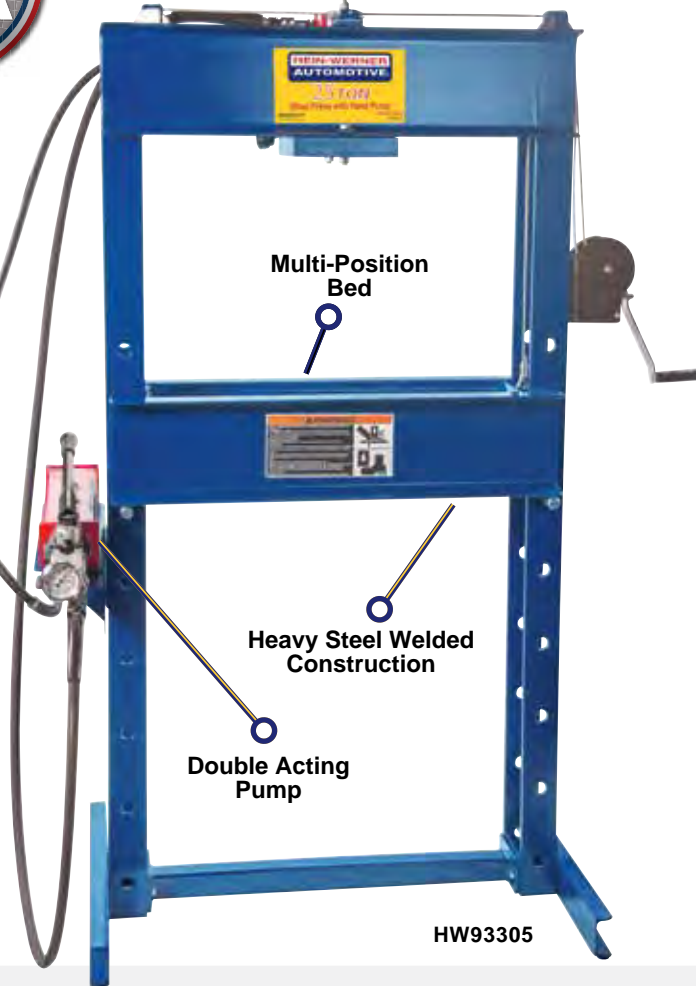
SHOP PRESSES

SHOP PRESSES

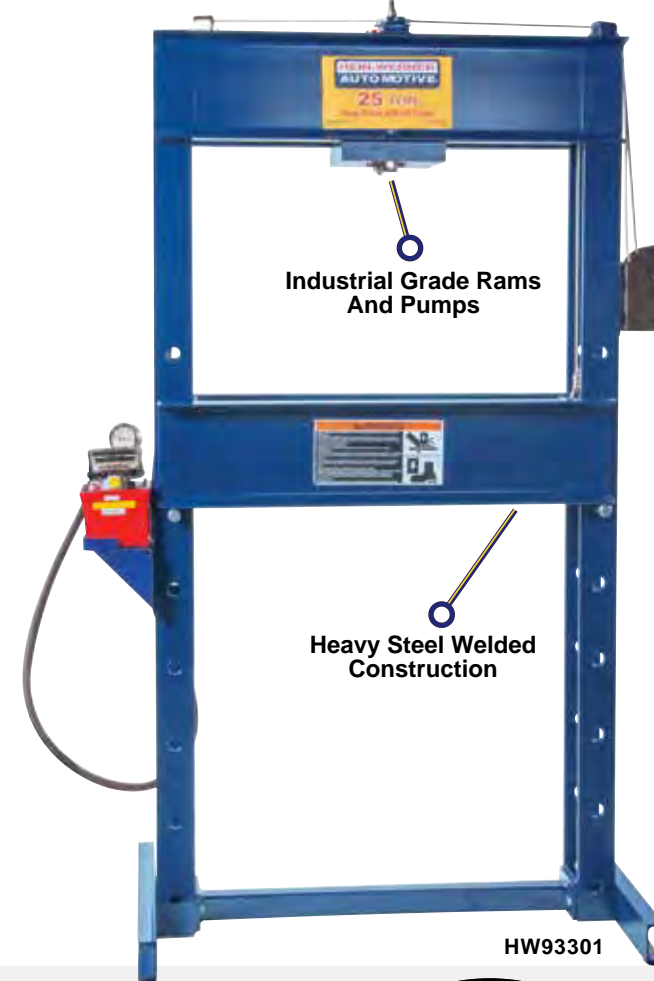
25 Ton Manual Hyd Shop Press




25 Ton Manual Hyd Shop Press



25 Ton Air Hyd Shop Press



25 Ton Electric Hyd Shop Press



Replacement 25 Ton Arbor Plates



25 Ton Shop Press Accessories



Shop Press Guard Accessory



Model	Description	Stroke	Pump Type	Press Size (L x W x H)	Int Width	Bed Depth	Bed Pos	Chan Width	Working Height	Weight
HW93300	25 Ton Shop Press	6.00"	Manual	28.00" 42.75" 70.00"	30.00"	11.00"	8	6.75"	6.50"-49.50"	484.00 lbs
HW93305	25 Ton Shop Press	6.00"	Manual	28.00" 42.75" 70.00"	30.00"	11.00"	8	6.75"	6.50"-49.50"	484.00 lbs

Model	Description	Stroke	Pump Type	Press Size (L x W x H)	Int Width	Bed Depth	Bed Pos	Chan Width	Working Height	Weight
HW93301	25 Ton Shop Press	6.00"	Air	28.00" 42.75" 70.00"	30.00"	11.00"	8	6.75"	6.50"-49.50"	484.00 lbs
HW93306	25 Ton Shop Press	6.00"	Elec	28.00" 42.75" 70.00"	30.00"	11.00"	8	6.75"	6.50"-49.50"	484.00 lbs

* All our Shop Press Frames are made in U.S.A., the hydraulic units are products from Taiwan.

* All our Shop Press Frames are made in U.S.A., the hydraulic units are products from Taiwan.

Hein-Werner Automotive

SHOP PRESSES

55 Ton Manual Hyd Shop Press



Industrial Grade Rams And Pumps

4" Pressure Gauge Standard

55 Ton Electric Hyd Shop Press



Hand Winch for Multi Position Bed

Shop Press Guard Accessory

55 Ton Air Hyd Shop Press



HW93401

Heavy Steel Welded Construction

Replacement 55 Ton Arbor Plates



AP55

SHOP PRESSES


55 Ton Air Hyd Shop Press



Heavy Steel Welded Construction



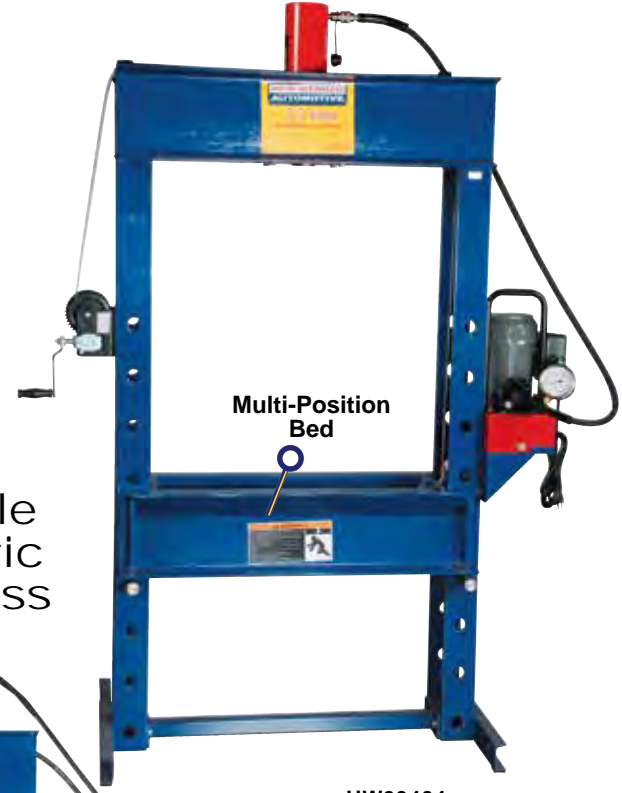
55 Ton Double Acting Electric Hyd Shop Press



Industrial Grade Rams And Pumps

Hand Winch for Multi Position Bed

55 Ton Electric Hyd Shop Press



Multi-Position Bed

Double Acting Pump

Optional Shop Press Accessories



HW93409

Model	Description	Stroke	Pump Type	Press Size (L x W x H)	Int Width	Bed Depth	Bed Pos	Chan Width	Working Height	Weight
HW93400	55 Ton Shop Press	6.00"	Manual	30.00" 60.50" 80.50"	35.50"	14.88"	9	9.25"	7.50"-55.50"	855.00 lbs
HW93401	55 Ton Shop Press	6.00"	Air	30.00" 67.50" 80.50"	35.50"	14.88"	9	9.25"	7.50"-55.50"	850.00 lbs
HW93402	55 Ton Shop Press	6.00"	Elec	30.00" 67.50" 80.50"	35.50"	14.88"	9	9.25"	7.50"-55.50"	915.50 lbs

* All our Shop Press Frames are made in U.S.A., the hydraulic units are products from Taiwan.

Model	Description	Str	Pump Type	Press Size (L x W x H)	Int Width	Bed Depth	Bed Pos	Chan Width	Working Height	Weight
HW93403	55 Ton Shop Press	13.00"	Air	30.00" 67.50" 87.50"	35.50"	14.88"	9	9.25"	7.50"-55.50"	891.00 lbs
HW93404	55 Ton Shop Press	13.00"	Elec	30.00" 67.50" 87.50"	35.50"	14.88"	9	9.25"	7.50"-55.50"	948.00 lbs
HW93405*	55 Ton Shop Press	13.00"	Elec	30.00" 67.50" 89.50"	35.50"	14.88"	9	9.25"	7.50"-55.50"	915.50 lbs

* HW93405 uses a double acting cylinder.

** All our Shop Press Frames are made in U.S.A., the hydraulic units are products from Taiwan.

SHOP PRESSES

55 Ton Manual Hyd Rolling Head Shop Press



HW93410

55 Ton Air Hyd Rolling Head Shop Press



HW93411


SHOP PRESSES

55 Ton Air Hyd Rolling Head Shop Press



HW93413

55 Ton Electric Hyd Rolling Head Shop Press



HW93414

55 Ton Electric Hyd Rolling Head Shop Press



HW93412

55 Ton Double Acting Electric Hyd Rolling Head Shop Press



HW93415



4" Pressure Gauge Standard

Heavy Steel Welded Construction

Multi-Position Bed

Heavy Steel Welded Construction

Multi-Position Bed

Electric Pump

Hand Winch for Multi Position Bed

Replacement 55 Ton Arbor Plates



AP55

Industrial Grade Rams And Pumps



Industrial Grade Rams And Pumps

Shop Press Guard Accessory



HW93425

Hand Winch for Multi Position Bed

Optional Shop Press Accessories



HW93409

Model	Description	Stroke	Pump Type	Press Size (L x W x H)	Int. Width	Bed Depth	Bed Pos	Chan Width	Working Height	Weight
HW93410	55 T Rolling Head Shop Press	6.00"	Manual	30.00" 60.50" 80.50"	35.50"	14.88"	9	9.25"	7.25"-55.50"	955.00 lbs
HW93411	55 T Rolling Head Shop Press	6.00"	Air	30.00" 67.50" 80.50"	35.50"	14.88"	9	9.25"	7.25"-55.50"	950.00 lbs
HW93412	55 T Rolling Head Shop Press	6.00"	Elec.	30.00" 67.50" 80.50"	35.50"	14.88"	9	9.25"	7.25"-55.50"	1,015.05 lbs

* All our Shop Press Frames are made in U.S.A., the hydraulic units are products from Taiwan.

Model	Description	Str	Pump Type	Press Size (L x W x H)	Int. Width	Bed Depth	Bed Pos	Chan Width	Working Height	Weight
HW93413	55 T Rolling Head Shop Press	13"	Air	30.00" 67.50" 87.50"	35.50"	14.88"	9	9.25"	7.25"-55.50"	991.00 lbs
HW93414	55 T Rolling Head Shop Press	13"	Elec.	30.00" 67.50" 87.50"	35.50"	14.88"	9	9.25"	7.25"-55.50"	1,048.00 lbs
HW93415*	55 T Rolling Head Shop Press	13"	Elec.	30.00" 67.50" 89.50"	35.50"	14.88"	9	9.25"	7.25"-55.50"	1,015.05 lbs

* HW93415 uses a double acting cylinder.

** All our Shop Press Frames are made in U.S.A., the hydraulic units are products from Taiwan.

SHOP PRESSES

SHOP PRESS ACCESSORIES

100 Ton Electric Hyd Shop Press



HW93610

100 Ton Double Acting Electric Hyd Shop Press



HW93615



Shop Press Accessory Kit



HW93309

HW93409


Hydraulic Oil



HW93291

HW93294

Arbor Plates



AP25

AP55

AP100

Shop Press Guards



HW93325

HW93425

HW93625

Model	Description	Stroke	Pump Type	Press Size (L x W x H)	Bed Depth	Bed Pos	Chan. Width	Working Height	Weight
HW93610	100 Ton Shop Press	10.00"	Electric	30.00" 67.50" 89.00"	12.00"	6	10.50"	12.25"-52.50"	1,221 lbs
HW93615	100 Ton Double Acting Shop Press	10.00"	Electric	30.00" 67.50" 89.00"	12.00"	6	10.50"	12.25"-52.50"	1,221 lbs

* All our Shop Press Frames are made in U.S.A., the hydraulic units are products from Taiwan.

Model	Description	Additional Information	Weight
HW93309	25 Ton Shop Press Accessories Kit	For use with 25 Ton Shop Press	41.00 lbs
HW93409	55 Ton Shop Press Accessories Kit	For use with 55 Ton Shop Press	80.00 lbs
HW93291	Oil, Hyd Jack Premium Oil 1Qt	-	1.92 lbs
HW93294	Oil, Hyd Jack Premium Oil 1 Gal	-	7.87 lbs
AP25*	25 Ton Arbor Plate	For use with 25 Ton Shop Press	40.00 lbs
AP55*	55 Ton Arbor Plate	For use with 50 Ton Shop Press	64.00 lbs
AP100*	100 Ton Arbor Plate	For use with 100 Ton Shop Press	112.00 lbs
HW93325	25 Ton Shop Press Guard	For use with 25 Ton Shop Press	70.00 lbs
HW93425	55 Ton Shop Press Guard	For use with 50 Ton Shop Press	70.00 lbs
HW93625	100 Ton Shop Press Guard	For use with 100 Ton Shop Press	70.00 lbs

* Sold in pairs only



Chapter Table of Contents

- 78 Air Hydraulic Axle Jack
- 78 Heavy Duty Pin Style Jack Stands
- 79 Transmission Jack
- 79 Blackhawk Platinum Tool Cart

Blackhawk Automotive Platinum Series offers high end, heavy duty equipment focused on longevity and ease of use. Product line is TAA compliant with manufacturing in Taiwan. All Blackhawk Automotive Platinum Series equipment strives to adhere to current ASME/PASE safety regulations. All Blackhawk Automotive offers up to a 5 year manufacturer warranty, please see warranty section for added information.

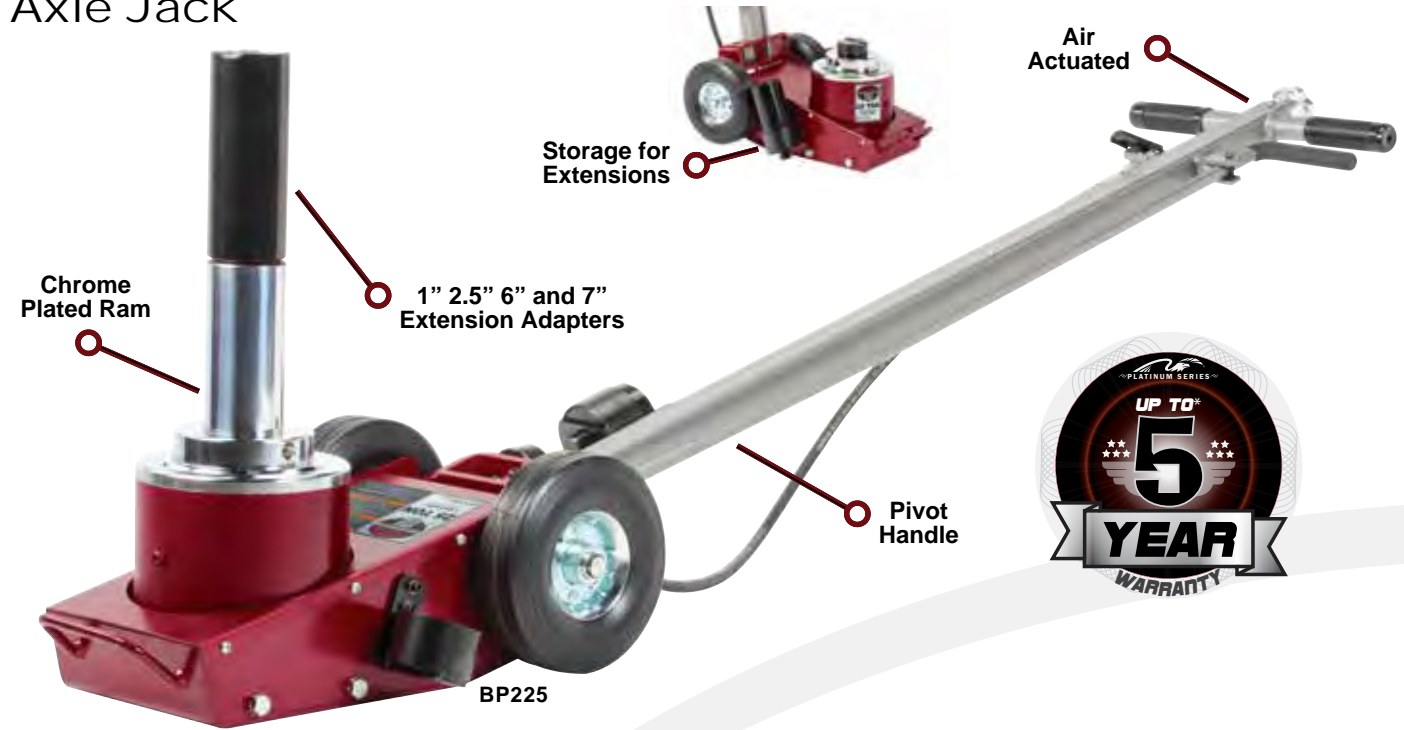
This photo is for marketing purposes only and does not directly reflect on how products should be used. Please refer to your products Owners Manuals for suggested uses.





AXLE JACK & JACK STANDS

25 Ton Air/Hyd Axle Jack



Storage for Extensions

Air Actuated

1" 2.5" 6" and 7" Extension Adapters

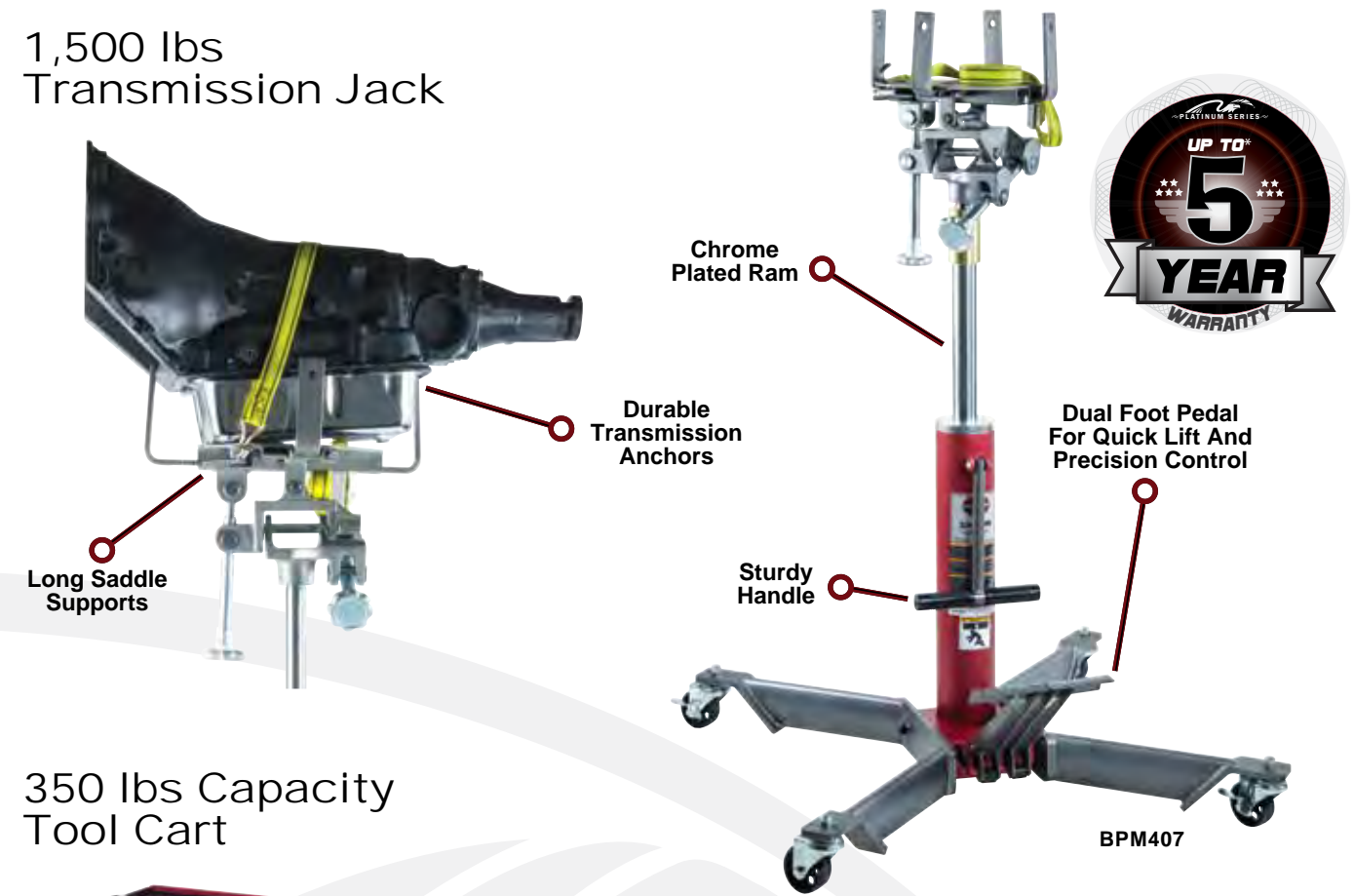
Pivot Handle

BP225



TRANSMISSION JACK & TOOL CART

1,500 lbs Transmission Jack



Chrome Plated Ram

Durable Transmission Anchors

Long Saddle Supports

Sturdy Handle

Dual Foot Pedal For Quick Lift And Precision Control



BPM407

30 Ton Jack Stands



Low Profile

Carrying Handles

Pin Style Jack Stands



BP330

Wide Sturdy Base

Long Handle For Easy Maneuverability

350 lbs Capacity Tool Cart



Durable Nylon Safety Straps

Adjustable Head

Easy Knob Adjustments

BPTOOLCART

Model	Description	Base Size (L x W)		Height (Min/Max)		Saddle Extensions	Weight
BP225	25 Ton Air/Hyd Axle Jack	22.50"	15.50"	9.15"	22.00"	1.00", 2.50", 6.00", and 7.00"	152.00 lbs
BP330	30 Ton Jack Stands	10.00"	10.00"	12.25"	20.25"	-	133.00 lbs

* Rated capacity for jack stands are rated to be used in matching pairs.

Model	Description	Base Size (L x W)		Height (Min/Max)		Weight
BPM407	1,500 lbs Transmission Jack	35.00"	35.00"	38.75"	75.75"	172.00 lbs
BPTOOLCART	350 lbs Capacity Tool Cart	-	-	-	-	67.10 lbs

* Please visit page 128-129 for more information on the up to 5 year warranty. BPTOOLCART does not come with a 5 year warranty.





Blackhawk Automotive™

Chapter Table of Contents

82	Fast Lift Service Jacks	89	Air Hydraulic Bottle Jacks
82	Low Profile Fast Lift Service Jacks	89	Long Jacks
82	Fast Lift Service Jack/Jack Stands Combo	90	Shop Press
83	Long Chassis Service Jacks	91	Engine Crane
83	Fast Lift Long Chassis Service Jacks	92-93	Transmission Jacks
84	Air Hydraulic Axle Jacks	93	Fuel Tank Adapter
85	Truck Ramps	93	Floor Transmission Jacks
85	Wheel Dolly	94	Under Hoist
86	Standard Ratchet Jack Stands	94	High Reach Supplement Stand
86	Fast Lift Jack Stands	95	Engine Stand
87	High Life Jack Stands	95	Clutch Jack
87	Forklift Jack Stands		
87	High Tonnage Pin Style Jack Stands		
88	Manual Bottle Jacks		
88	Manual Shorty Bottle Jacks		
89	Air Hydraulic Spring Return Bottle Jack		


Blackhawk Automotive offers alternative options of an import line of commercial quality lifting and shop equipment. The equipment is designed with patented, unique features and offers ease of usability and durability. With current ASME/PASE safety standards in mind when creating these products Blackhawk Automotive offers Affordable, Dependable, Quality product to the commercial market place. All Blackhawk Automotive offers a one year manufacturer warranty, please see warranty section for added information.

This photo is for marketing purposes only and does not directly reflect on how products should be used. Please refer to your products Owners Manuals for suggested uses.



SERVICE JACKS


3.5 Ton Fast Lift Service Jack



3 Ton Fast Lift Service Jack with Jack Stands Combo




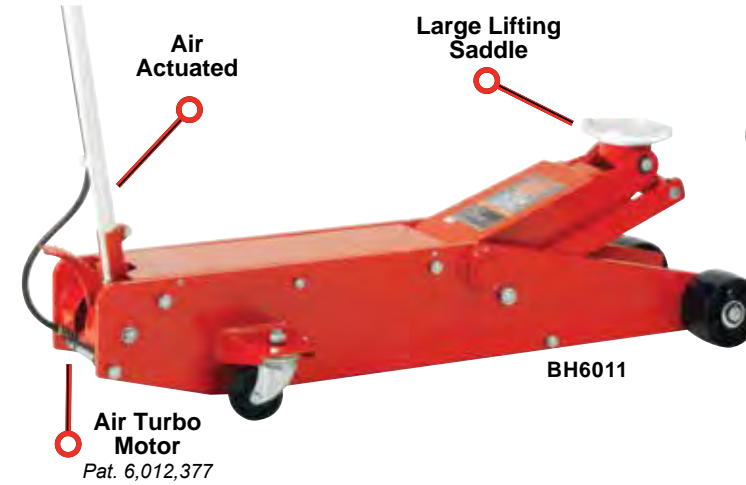
2 Ton Low Profile Fast Lift Service Jack



Model	Description	Base Size (L x W)		Height (Min/Max)		Saddle Dia	Weight
BH6036	3.5 Ton Fast Lift Service Jack	30.75"	14.88"	4.00"	21.50"	4.75"	109.00 lbs
BH6023B	2 Ton Low Profile Fast Lift Service Jack	40.25"	13.75"	2.50"	20.00"	5.00"	115.00 lbs
BH6033	3 Ton Jack	23.50"	13.38"	5.25"	19.50"	4.50"	89.80 lbs
	3 Ton Jack Stands	6.75"	7.75"	11.75"	17.00"	3.50" x 1.50"	


LONG CHASSIS SERVICE JACKS

5-10 Ton Air/Hyd Fast Lift Long Chassis Jacks



Foot pump for a fast lift to lift point*

5-10 Ton Long Chassis Jacks



Model	Description	Base Size (L x W)		Height (Min/Max)		Saddle Dia	Handle Length	Weight
BH6051	5 Ton Air/Hyd Long Chassis Jack	57.00"	19.00"	7.00"	27.00"	6.00"	47.25"	244.00 lbs
BH6011	10 Ton Air/Hyd Long Chassis Jack	55.00"	19.00"	6.75"	27.00"	7.33"	47.25"	430.00 lbs
BH6057	5 Ton Long Chassis Jack	52.00"	17.13"	6.25"	21.00"	6.50"	40.00"	199.50 lbs
BH6107	10 Ton Long Chassis Jack	51.50"	18.50"	7.00"	26.25"	5.88"	46.00"	299.00 lbs

* The foot pedal is designed for no load lifting. Once the saddle has reached the lift point, lifting by the handle is required for safe lifting.

* Except BH6023B

AXLE JACKS

22-30 Ton Air/Hyd Axle Jack


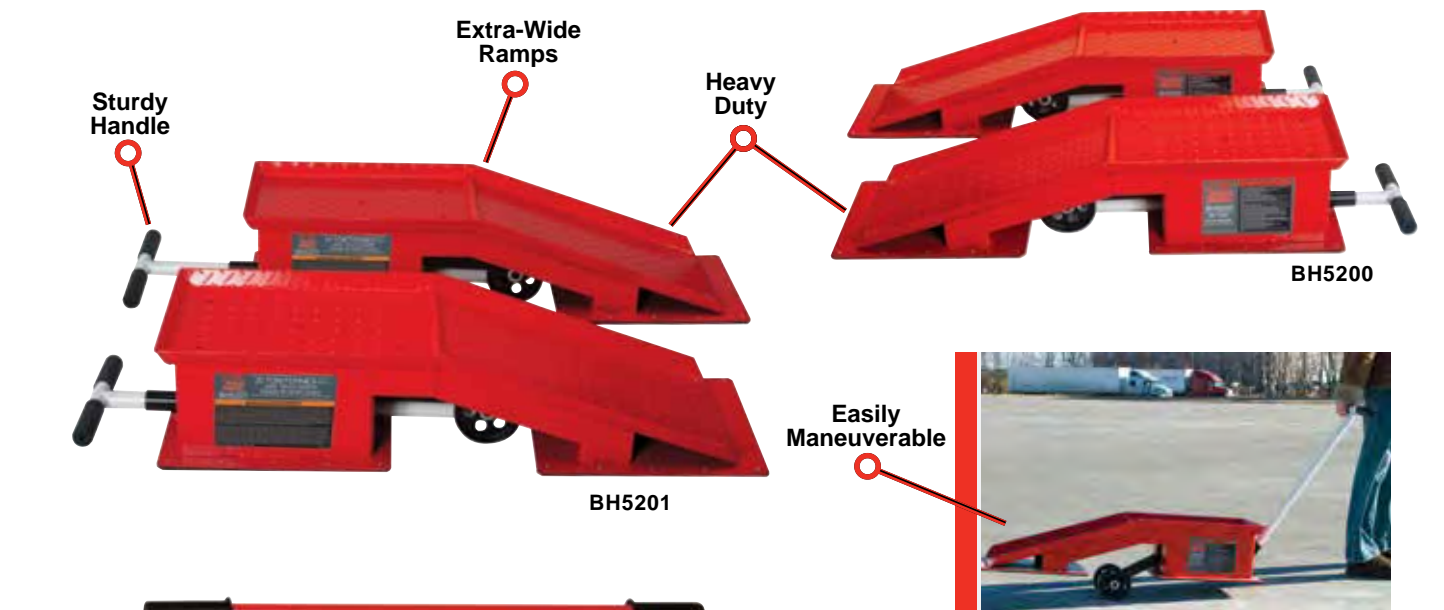


Model	Description	Base Size (L x W)		Height (Min/Max)		Extension Screw	Handle Length	Weight
BH6221	22 Ton Air/Hyd Axle Jack	21.50"	13.00"	10.00"	19.25"	3.87"	47.38"	96.00 lbs
BH6222	22 Ton Air/Hyd Axle Jack	21.50"	12.50"	8.50"	22.00"	3.87"	40.88"	97.00 lbs
BH6301*	30 Ton Air/Hyd Axle Jack	20.50"	12.50"	11.25"	18.25"	-	40.88"	95.50 lbs

* The BH6301 does not come with any adapter.

RAMPS & WHEEL DOLLY

20 Ton Truck Ramps




Model	Description	Tilt Range	Lift Range	Size (L x W x H)			Handle Length	Max Tire Width	Weight
BH5200	20 Ton Truck Ramps	-	-	45.63"	13.50"	9.25"	33.50"	10.75"	267.00 lbs
BH5201	20 Ton Wide Truck Ramps	-	-	45.63"	18.25"	9.25"	33.50"	15.50"	334.00 lbs
BH8075	1,500 lbs Wheel Dolly	-2° to 5°	2.25" - 11"	43.50"	43.00"	35.00"	-	-	160.00 lbs

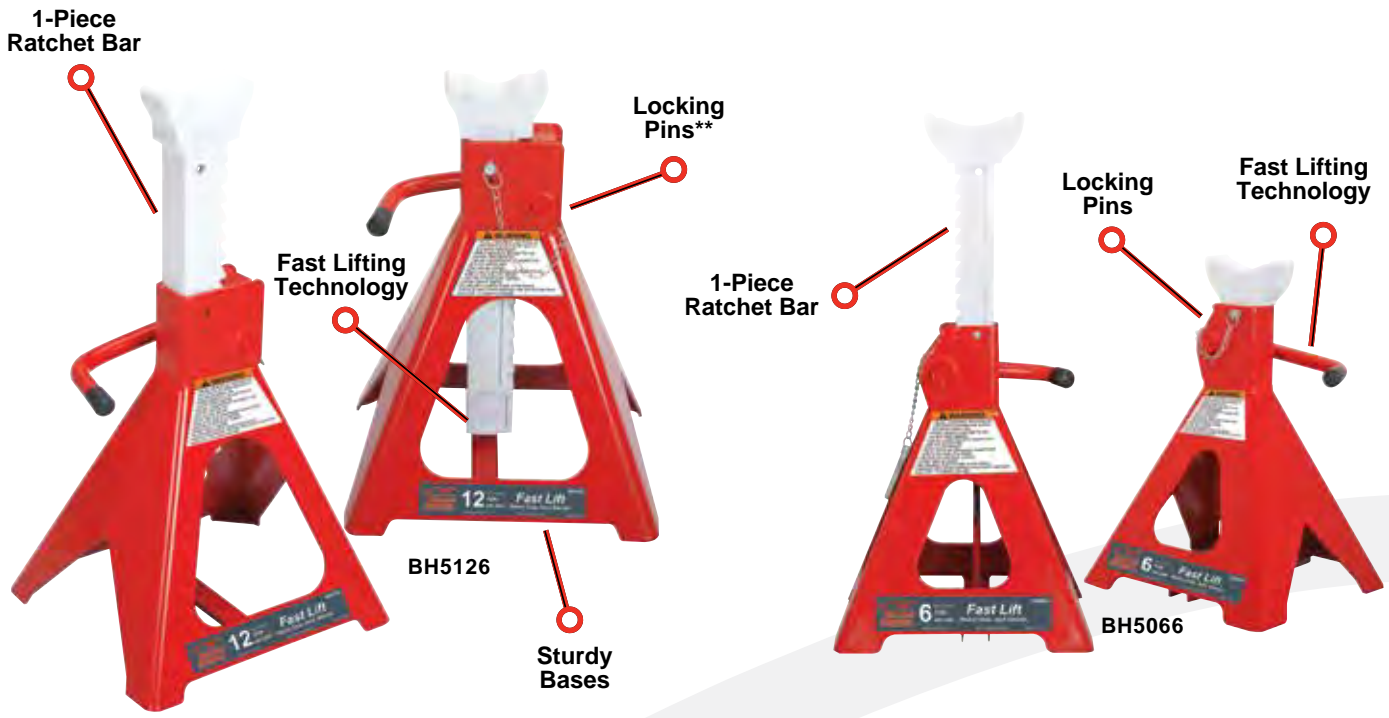
JACK STANDS

PIN STYLE JACK STANDS


3-12 Ton Jack Stands




6-12 Ton Fast Lift Jack Stands




High Lift Jack Stands



Forklift Jack Stands



22 Ton High Tonnage Pin Jack Stands



Model	Description	Base Size (L x W)		Height (Min/Max)		Saddle Size (L x W)		Weight
BH5030B	3 Ton Jack Stands	6.75"	7.75"	11.70"	17.25"	3.50"	1.50"	15.50 lbs
BH5060B	6 Ton Jack Stands	9.50"	10.63"	15.50"	24.38"	4.00"	1.25"	31.20 lbs
BH5120B	12 Ton Jack Stands	12.00"	11.00"	17.75"	27.50"	4.63"	1.50"	58.00 lbs
BH5066	6 Ton Fast Lift Jack Stands	11.00"	10.00"	15.75"	25.00"	4.25"	1.25"	33.51 lbs
BH5126	12 Ton Fast Lift Jack Stands	14.75"	12.75"	19.88"	30.25"	4.50"	1.80"	77.16 lbs


Model	Description	Base Size (L x W)		Height (Min/Max)		Saddle Size (L x W)		Weight
BH5010B	10 Ton High Lift Jack Stands	16.38"	16.38"	28.00"	47.63"	3.38"	5.00"	109.20 lbs
BH5070B	7 Ton Forklift Jack Stands	8.50"	8.50"	9.50"	14.13"	3.50"	2.38"	21.90 lbs
BH5220B	22 Ton High-Tonnage Jack Stands	9.75"	9.75"	12.00"	19.88"	3.13"	2.75"	64.90 lbs

MANUAL BOTTLE JACKS

4-30 Ton Bottle Jacks



12-20 Ton Shorty Bottle Jacks




AIR/MANUAL BOTTLE JACKS & LONG JACKS

20-50 Ton Air/Hyd Bottle Jacks



1.5-8 Ton Long Jacks




Model	Description	Base Size (L x W)		Height (Min/Max)		Extension Screw	Weight
BH2040B	4 Ton Bottle Jack	4.25"	3.88"	8.25"	15.75"	2.38"	9.27 lbs
BH2060B	6 Ton Bottle Jack	4.50"	4.00"	8.50"	17.25"	3.13"	11.62 lbs
BH2080B	8 Ton Bottle Jack	4.75"	4.63"	9.00"	17.63"	2.75"	12.87 lbs
BH2120B	12 Ton Bottle Jack	6.00"	5.38"	9.50"	18.63"	3.13"	18.14 lbs
BH2200B	20 Ton Bottle Jack	6.38"	5.88"	9.75"	18.88"	3.88"	27.75 lbs
BH2300	30 Ton Bottle Jack	8.13"	6.88"	11.00"	18.00"	-	55.00 lbs
BH2125B	12 Ton Shorty Bottle Jack	6.00"	5.38"	6.25"	11.13"	1.63"	13.75 lbs
BH2205B	20 Ton Shorty Bottle Jack	6.38"	5.88"	6.50"	11.50"	1.75"	21.00 lbs

Model	Description	Base Size (L x W)		Height (Min/Max)		Ext Screw	Weight
BH2219	20 Ton Air/Hyd Bottle Jack	9.00"	6.75"	9.63"	18.88"	6.00"	38.50 lbs
BH2308	30 Ton Air/Hyd Bottle Jack	10.25"	8.25"	11.00"	18.13"	-	63.00 lbs
BH2500	50 Ton Air/Hyd Bottle Jack	10.88"	7.38"	12.00"	19.00"	-	135.00 lbs
BH2015	1.5 Ton Hyd Long Jack	5.13"	4.50"	19.88"	35.25"	-	17.50 lbs
BH2035	3 Ton Hyd Long Jack	5.13"	4.50"	19.88"	35.25"	-	15.50 lbs
BH2045	4 Ton Hyd Long Jack	5.13"	4.50"	19.88"	35.25"	-	17.50 lbs
BH2085	8 Ton Hyd Long Jack	5.00"	4.75"	24.13"	43.25"	-	29.50 lbs
BH2081	8 Ton Air/Hyd Long Jack	7.13"	5.00"	24.13"	43.25"	-	38.00 lbs

* Except all Long Jacks

SHOP PRESS

25 Ton Shop Press



Model	Description	Frame Size (L x W x H)			Working Space (Min/Max)		Ram Stroke	Bed Position	Weight
BH8202	25 Ton Shop Press	28.00"	31.00"	62.00"	2.50"	34.25"	6.00"	8	236.00 lbs

ENGINE CRANE

2 Ton Foldable Engine Crane



Model	Description	Boom Capacity	Boom Length	Hook Height (Min/Max)		Base (Length/Front/Rear)			Weight
BH8026	2 Ton Foldable Engine Crane	2 Ton	48.63"	0.00"	59.25"	78.50"	37.88"	30.38"	253.00 lbs
		1.5 Ton	55.63"	0.00"	63.00"				
		1 Ton	62.88"	0.00"	66.63"				
		.5 Ton	69.88"	0.00"	70.50"				



TRANSMISSION JACKS


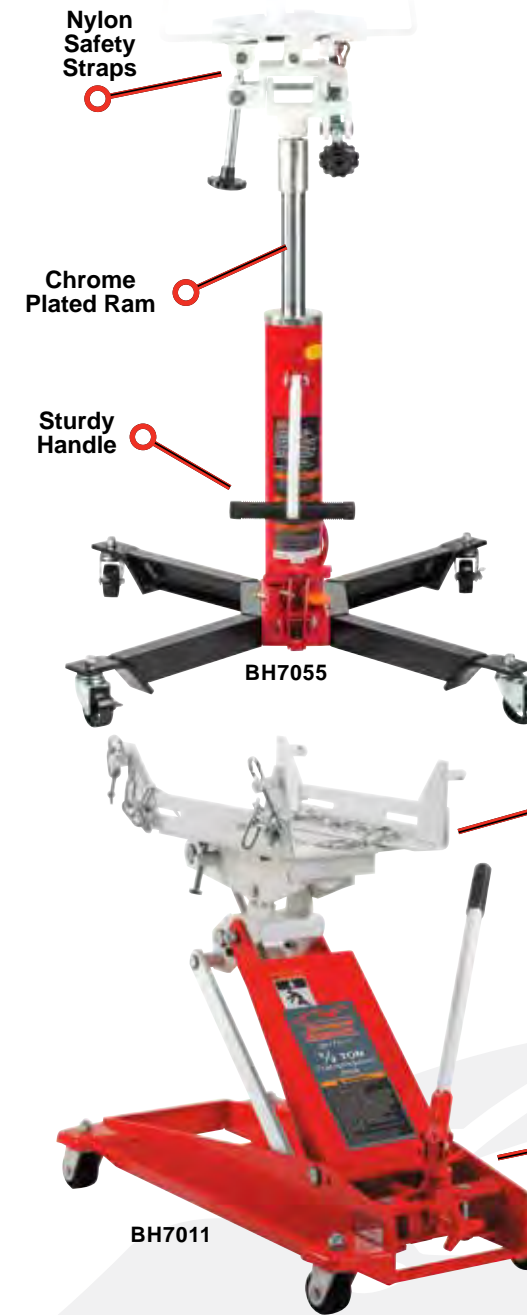
700-2,000 lbs Telescopic Transmission Jacks




Model	Description	Size (L x W)		Height (Min/Max)		Exp Saddle Area (Min/Max)		Weight
BH7000	700 lbs Extended Transmission Jack	36.13"	32.63"	57.25"	76.38"	9.88" x 9.88"	18.88" x 18.88"	141.00 lbs
BH7051	1,000 lbs Telescopic Transmission Jack	33.13"	35.50"	39.88"	77.25"	11.50" x 11.50"	21.00" x 21.00"	178.20 lbs
BH7101	1 Ton Telescopic Transmission Jack	42.50"	39.50"	48.63"	77.38"	15.50" x 12.63"	24.50" x 18.88"	226.60 lbs

TRANSMISSION JACKS

1,000 lbs Air/Manual Telescopic Transmission Jacks



1,100-2,000 lbs Low Profile Transmission Jack

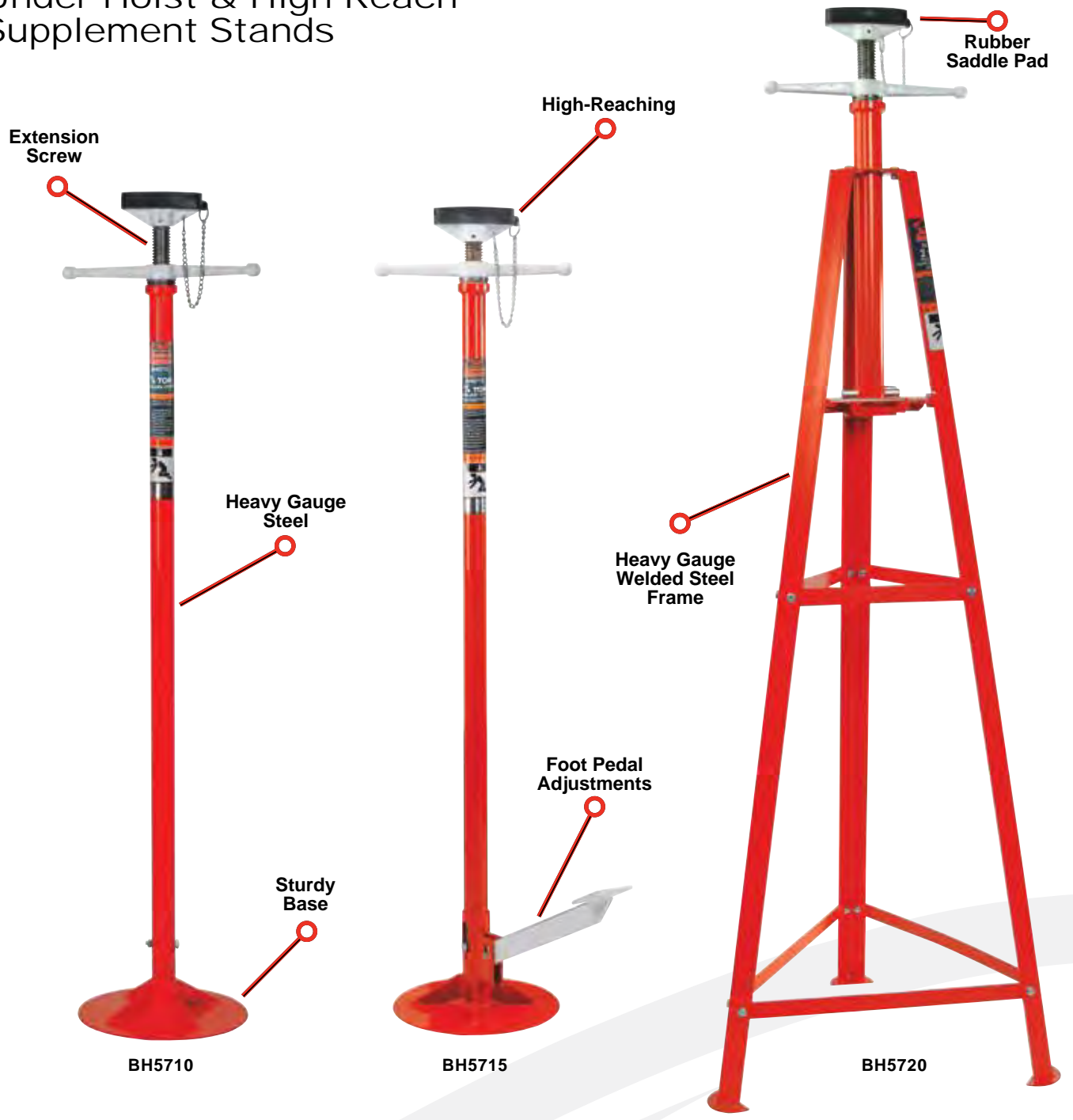


Model	Description	Size (L x W)		Height (Min/Max)		Exp Saddle Area (Min/Max)		Weight
BH7055	1,000 lbs Air/Hyd Transmission Jack	33.13"	35.50"	39.88"	77.25"	11.50" x 11.50"	21.00" x 21.00"	195.80 lbs
BH4080	Fuel Tank Adapter	32.00"	15.00"	Installs on Transmission Jacks				53.00 lbs
BH7011	1,100 lbs Low Profile Transmission Jack	31.00"	15.00"	8.50"	24.75"	12.63" x 7.88"	17.00" x 9.38"	102.00 lbs
BH7210	1 Ton Low Profile Transmission Jack	40.38"	19.13"	7.88"	33.50"	14.25" x 7.88"	17.00" x 15.50"	197.40 lbs

* Except BH4080


UNDER HOIST & SUPPLEMENT STANDS

Under Hoist & High Reach Supplement Stands

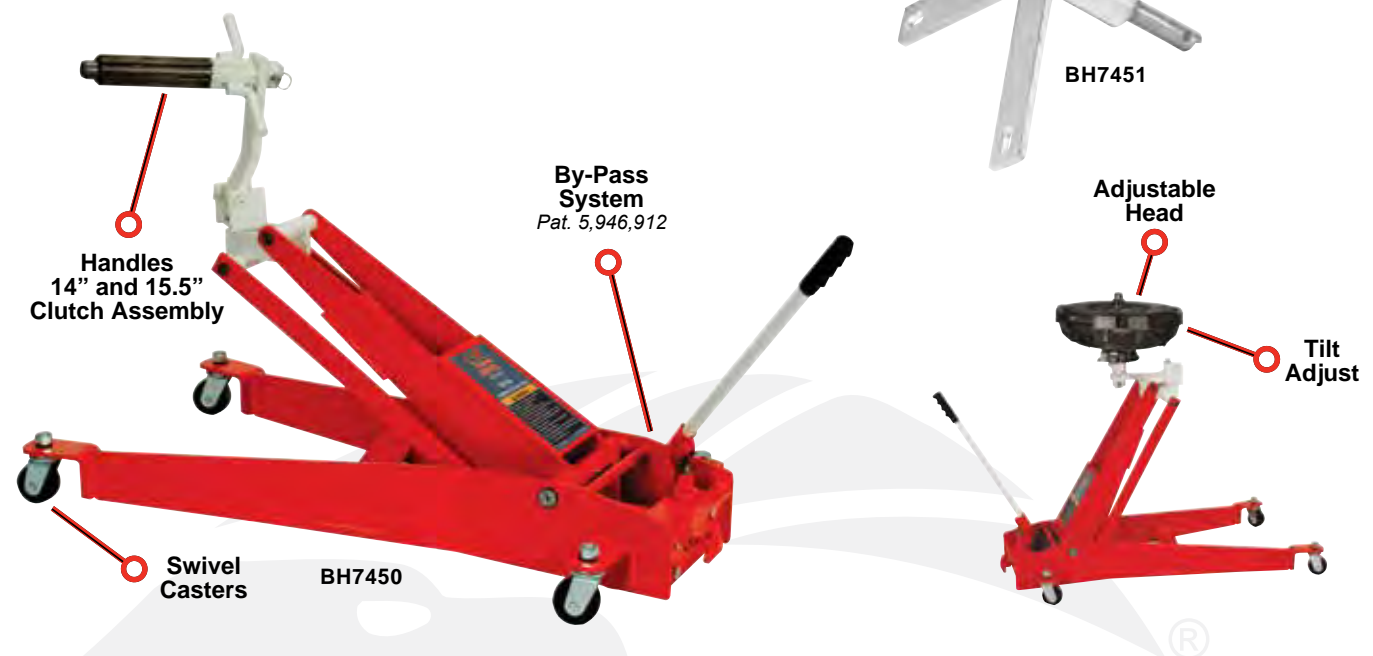


Model	Description	Size (L x W)		Height (Min/Max)		Saddle Size	Weight
BH5710	1,500 lbs Under Hoist Stand	12.00"	12.00"	55.00"	80.00"	5.25" x 1.50"	31.00 lbs
BH5715	1,500 lbs Ton Under Hoist Stand w/ Pedal	12.00"	12.00"	55.00"	80.00"	5.25" x 1.50"	35.00 lbs
BH5720	2 Ton High Reach Supplement Stand	23.00"	18.00"	66.50"	75.75"	5.25" x 1.50"	46.00 lbs

ENGINE STAND, CLUTCH JACK & ACC



500 lbs Clutch Jack



Model	Description	Size (L x W x H)			Height (Max)	Head Plate	Handle Length	Weight
BH5106	1,250 lbs Engine Stand	33.38"	33.88"	42.75"	-	7.50" x 6.50" x 0.75" x 10.50"	20.25"	85.50 lbs
BH2510	Oil Drain Pan W/Strap Kit	For use with engine stands					-	4.00 lbs
BH7450	500 lbs Clutch Jack	44.50"	22.50"	16.50"	42.00"	-	-	160.00 lbs
BH7451	250 lbs Flywheel Adapter	17.50"	17.50"	4.38"	-	For use with clutch jacks		12.10 lbs



Chapter Table of Contents

- 98 Fast Lift Service Jack
- 98 Service Jack
- 99 Service Jack/Jack Stand Combo
- 99 Foldable Z-Creeper

Banner by Blackhawk Automotive offers safe, cost effective alternatives for commercial and/or home users. All Banner equipment meets ASME/PACE 2014 safety regulations. All Banner equipment offers a one year manufacturer warranty; please see warranty section for added information.

This photo is for marketing purposes only and does not directly reflect on how products should be used. Please refer to your products Owners Manuals for suggested uses.



SERVICE JACKS

3.5 Ton Fast Lift Service Jack



3 Ton Service Jack



JACK COMBO & SHOP CREEPER

3 Ton Jack/Stand Combo



Foldable Z-Creeper



Model	Description	Handle Length	Saddle Diameter	Height (Min/Max)	Weight
B6350	3.5 Ton Fast Lift Service Jack	52.25"	4.38"	5.25" / 20.00"	89.10 lbs
B630	3 Ton Service Jack	52.25"	4.00"	5.50" / 18.50"	67.10 lbs

Model	Description	Size (L x W x H)			Handle Length	Saddle Dia	Height (Min/Max)		Weight
B630JS	3 Ton Jack	24.19"	13.00"	8.00"	52.25"	3.38"	5.50"	18.50"	80.80 lbs
	3 Ton Jack Stands	7.63"	6.88"	11.31"	-	-	11.31"	16.75"	
B2036	36" Foldable Z-Creeper	36.00"	6.50"	19.00"	-	-	6.50"	19.00"	20.00 lbs



Porto-Power®

BLACKHAWK AUTOMOTIVE™

Chapter Table of Contents

- 102-104 Body Repair Equipment Kits
 - 105 Flat Body Cylinder Kit
 - 105 Flat Body Cylinder
 - 106 Hydraulic Cylinders
 - 107 Threaded Cylinders
 - 107 Pull Cylinder
- 108 Manual Foot Pump Combos
- 109 Foot Pumps
- 110 Manual Hand Pumps
- 110 Air Hydraulic Hand Pump
- 111 Hydraulic Spreaders
- 111 Pull Posts and Accessories
- 112 Hose Accessories
- 113 Coupler Accessories
- 113 Hooks and Chain Accessories

Porto-Power is the leading name in the automotive repair industry for body repair and hydraulic tools. Porto-Power's reputation is based on years of dependability, innovation and industry leading quality on a wide variety of body repair and frame straightening equipment.

This photo is for marketing purposes only and does not directly reflect on how products should be used. Please refer to your products Owners Manuals for suggested uses.

BODY REPAIR EQUIPMENT

4 Ton Body Repair Equipment Kit

Letter	Model	Description
A	B65067	4 Ton Kit Blow-Mold Case
B	B65123	1000 lbs Spreader
C	B65151	Serrated Saddle
D	B65152	90° V-Base
E	B65153	Wedge Head
F	B65154	Plunger Toe
G	B65155	Ram Toe
H	B65156	Flat Base
I	B65157	3" Extension Tube
J	B65158	6" Extension Tube
K	B65159	8.5" Extension Tube
L	B65161	19.5" Extension Tube



Letter	Model	Description
M	B65177	Male Connector
N	B65178	Rubber Head
O	B65186	4 Ton Manual Hyd Hand Pump
P	B65187	4 Ton Hyd Ram
Q	B65291	6 Feet Hose w/ Coupler
R	B69477	¼" Female Half Coupler
S	B69478	¼" Male Half Coupler

Model	Description	Capacity (Pump/Ram)	Ram (Closed H/Ext H/Area²)	Weight
B65114	4 Ton Body Repair Equipment Kit	8,000 PSI / 4 Ton	11.00" / 15.75" / 0.99"	41.00 lbs

BODY REPAIR EQUIPMENT

10 Ton Body Repair Equipment Kit

Letter	Model	Description
A	B65068	10 Ton Kit Blow-Mold Case
B	B65123	1000 lbs Spreader
C	B65162	27" Extension Tube
D	B65163	18" Extension Tube
E	B65164	10" Extension Tube
F	B65165	4" Extension Tube
G	B65166	Wedge Head
H	B65167	Serrated Saddle
I	B65168	Flat Base
J	B65169	Ram Toe
K	B65172	Plunger Toe
L	B65173	90° V-Base
M	B65179	Male Connector
N	B65180	Rubber Head
O	B65188	10 Ton Manual Hyd Hand Pump
P	B65189	10 Ton Hyd Ram
Q	B65291	6 Feet Hose w/ Coupler
R	B69477	¼" Female Half Coupler
S	B69478	¼" Male Half Coupler



Model	Description	Capacity (Pump/Ram)	Ram (Closed H/Ext H/Area²)	Weight
B65115	10 Ton Body Repair Equipment Kit	10,000 PSI / 10 Ton	13.63" / 19.75" / 2.41"	92.00 lbs

BODY REPAIR EQUIPMENT

FLAT BODY CYLINDERS/KIT

20 Ton Body Repair Equipment Kit

Letter	Model	Description
A	B65073	Wooden Chest
B	B65421	2 Speed Manual Hand Pump
C	B65581	Male Coupler, 3/8" NPT
D	B65582	Female Coupler, 3/8" NPT
E	B65593	6 Feet Hose w/ Coupler
F	B65740	20 Ton Cylinder
G	B65760	3" Extension Tube
H	B65762	5" Extension Tube
I	B65764	10" Extension Tube
J	B65766	18" Extension Tube
K	B65768	30" Extension Tube
L	B65770	Threaded Connector
M	B65771	Serrated Saddle
N	B65772	V-Head
O	B65773	Wedge Head
P	B65774	Ram Toe
Q	B65775	Chain Pull Plate
R	B65776	Threaded Coupling
S	B65778	Ram Base
T	B65779	Base Plunger
U	B97518	8 Feet Chain w/ Hook



Model	Description	Capacity (Pump/Ram)	Ram (Closed H/Ext H/Area²)	Weight
B65041	20 Ton Body Repair Equipment Kit	10,000 PSI / 20 Ton	11.77" / 16.93" / 5.14"	193.00 lbs

5 Ton Flat Body Cylinder Kit



5 Ton Flat Body Cylinder

Stackable Magnetic Adapters
Pat. 7,237,762 b2

4 Ton Flat Body Cylinder



1/4" Male Coupler

1.63" Low-Profile Height

2.26" Extension Height


Model	Description	Stroke	Height (Collapsed/Ext)	Pressure @ Capacity	Ram Plunger Dia	Mounting Hole Dia	Weight
B65139*	5 Ton Flat Body Ram Kit	0.24"	1.26" / 1.50"	9,100 PSI	0.98"	0.20"	6.00 lbs
B65140	4 Ton Flat Body Ram	0.63"	1.63" / 2.26"	8,050 PSI	0.98"	0.20"	2.02 lbs

*Model B65139 comes with four magnetic adapters and a carrying case.

Porto-Power by Blackhawk Automotive

HYDRAULIC CYLINDERS

Hydraulic Cylinders



Model	Cap	Stroke	Eff Area	Oil Capacity	Height (Coll/Ext)	Diameter (Out/Plun/Sad/Hole)	Op Pressure	Coupler	Weight
B65141	2 Ton	3.07"	0.76in ²	2.32in ³	5.39" 8.46"	2.80" 0.96" 1.00"	-	5,800 PSI	2.00 lbs
B65187*	4 Ton	4.75"	1.00in ²	4.74in ³	11.00" 15.75"	1.50" 0.97" 0.97" 0.98"	8,000 PSI	B69477	4.00 lbs
B65441	10 Ton	2.01"	2.24in ²	4.48in ³	4.84" 6.85"	2.26" 1.49" 1.38" 0.28"	10,000 PSI	B65582	6.00 lbs
B65446	10 Ton	5.94"	2.24in ²	13.44in ³	9.77" 15.88"	2.26" 1.49" 1.38" 0.31"	10,000 PSI	B65582	10.50 lbs
B65449	10 Ton	9.96"	2.24in ²	22.31in ³	13.86" 23.82"	2.26" 1.49" 1.38" 0.31"	10,000 PSI	B65582	15.00 lbs
B65452*	10 Ton	6.03"	2.24in ²	13.44in ³	14.59" 20.62"	2.26" 1.50" 1.38" 0.31"	10,000 PSI	B65582	13.00 lbs
B65553	5 Ton	3.07"	1.00in ²	3.00in ³	6.65" 9.72"	1.50" 1.00" 0.98" 0.20"	10,000 PSI	B69477	4.00 lbs
B65555	5 Ton	5.08"	1.00in ²	5.00in ³	8.70" 13.78"	1.50" 1.00" 0.98" 0.20"	10,000 PSI	B69477	5.00 lbs
B65746	25 Ton	6.10"	5.14in ²	31.40in ³	10.71" 16.81"	3.35" 2.24" 2.13" 0.40"	10,000 PSI	B65582	24.00 lbs

* Both B65187 and B65452 come with a male connector for the use with extension tubes.

THREADED / PULL HYD CYLINDERS

Threaded Rams



Model	Cap	Stroke	Eff Area	Oil Capacity	Height (Coll/Ext)	Diameter (Out/Plun)	Plun Out/ Base Int NPTF	Coupler	Optimum Pressure	Weight
B65142	4 Ton	5.08"	1.00in ²	5.00in ³	10.12" 15.20"	1.50" 1.00"	3/4"-14	B69477	8,000 PSI	4.40 lbs
B65442	10 Ton	6.10"	2.24in ²	13.66in ³	11.61" 17.72"	2.27" 1.69"	1-1/4"-11.5	B65582	10,000 PSI	11.00 lbs
B65444	10 Ton	10.12"	2.24in ²	22.40in ³	15.63" 25.75"	2.27" 1.50"	1-1/4"-11.5	B65582	8,930 PSI	15.00 lbs
B65740	20 Ton	5.16"	5.14in ²	26.48in ³	11.77" 16.93"	3.35" 2.24"	2"-11.5	B65582	7,780 PSI	22.00 lbs

Model	Cap	Stroke	Eff Area	Oil Capacity	Height (Coll/Ext)	Diameter (Out/Plun)	Ram Out/ Base Moun NPTF	Optimum Pressure	Weight
B65454	5 Ton	5.55"	1.14in ²	6.33in ³	11.93" 17.48"	2.25" 1.18"	1-1/4"-11.5	8,780 PSI	10.00 lbs

Porto-Power by Blackhawk Automotive


PUMP COMBO KITS

AIR HYDRAULIC FOOT PUMPS

Foot Pump w/ Hose

Combo Includes:


- B65426 - Pump
- B65593 - Hose



Foot Pump w/ Cylinder

Combo Includes:

- B65426 - Pump
- B65593 - Hose
- B65444 - Ram



36 in³ Foot Pump



122 in³ Foot Pump



Patented Built In Bypass System
Pat. 5,946,912

91 in³ Foot Pump



231 in³ Foot Pump



Model	Description	Cylinder #	Pump #	Hose #	Weight
B65407	10 Ton Cylinder / Foot Pump Combo	B65444	B65426	B65593	28.00 lbs
B65428	Foot Pump with Hose Combo	-	B65426	B65593	17.80 lbs

Model	Description	Oil Capacity	Rated Pressure	Output Flow Rate (in ³ /min.) (Load/No Load)	Input Air Pressure	Port Threads NPTF (Input/Output)	Weight
B65425	91 in ³ Foot Pump	91.50 in ³	10,000 PSI	19.53 / 61.02	102-203 PSI	1/4"-18 / 3/8"-18	18.50 lbs
B65426	36 in ³ Foot Pump	36.60 in ³	10,000 PSI	19.53 / 61.00	102-203 PSI	1/4"-18 / 3/8"-18	16.50 lbs
B65427	122 in ³ Foot Pump	122.00 in ³	10,000 PSI	9.10 / 61.02	104-203 PSI	1/4"-18 / 3/8"-18	21.10 lbs
B65438	231 in ³ Foot Pump	231.00 in ³	10,000 PSI	11.00 / 66.00	110-175 PSI	1/4"-18 / 3/8"-18	25.00 lbs

HYDRAULIC HAND PUMPS

Hydraulic Hand Pumps



Air Hydraulic Hand Pump



PULL POSTS & HYD SPREADERS

Hydraulic Spreaders



Pull Post Accessories



Pull Posts



Model	Description	Output Dis/Stroke (1st Stage/2nd Stage)		Opt Force	Piston Stroke	Oil Outlet Port	Weight	
B65122	20 in ³ Manual Hyd Hand Pump	0.18in ³	0.05in ³	88.00 lbs	0.375"	1/4"-18NPTF	10.00 lbs	
B65421	60 in ³ Manual Hyd Hand Pump	0.81in ³	0.14in ³	130.00 lbs	0.815"	3/8"-18NPTF	16.00 lbs	
Model	Description	Oil Capacity	Rated Pressure	Output Flow Rate (In ³ /min.) (Load/No Load)		Input Air Pressure	Port Threads NPTF (Input/Output)	Weight
B65424	Air Hyd Hand Pump	36.60in ³	10,000 PSI	9.00	61.00	110-175 PSI	1/4"-18 3/8"-18	16.50 lbs

Model	Description	Size (L x W)		Stroke	Weight
B65123	½ Ton Spreader w/ B69477 Coupler	10.00"	2.50"	-	5.00 lbs
B65145	1 Ton Hydraulic Spreader w/ B69477 Coupler	8.54"	2.16"	3.50"	4.53 lbs
B93650	Post Extension	For use with Pull Posts, such as (B93601B)			32.00 lbs
B93075	Anchor Pot With Chain	3.13"	3.13"	-	6.00 lbs
B93601B	10 Ton Pulling Post Package	Includes Pull Post, Chains, Pump, Hose, & Ram			200.00 lbs

ACCESSORIES

Hoses



Model	Hose Length	Hose Size	Coupler	Connection	Weight
B65290	6 Feet	0.25" ID	-	¼" NPTF	3.00 lbs
B65291	6 Feet	0.25" ID	Male (B69478)	¼" NPTF	2.00 lbs
B65594	6 Feet	0.38" ID	-	¾" NPTF	2.00 lbs
B65590	10 Feet	0.38" ID	Male (B65581)	¾" NPTF	4.00 lbs
B65591	10 Feet	0.25" ID	Male (B69478)	¼" NPTF	4.00 lbs
B65593	6 Feet	0.38" ID	Male (B65581)	¾" NPTF	3.00 lbs

Reducer, Fitting, Bushing & Gauge



Model	Description	Connection	Weight
B65129	Reducer From 0.38" To 0.25"	-	0.50 lbs
B65131	Gauge Fitting	0.25" NPTF	0.60 lbs
B65132	Bushing From 0.25" To 0.38"	-	0.60 lbs
B65782	4.00" Wet Gauge	0.25" NPTF	1.55 lbs

ACCESSORIES

Couplers



Model	Type	Compatible Hose Size	Capacity	Weight
B65280	Complete Coupler Set	0.25" ID	4 Ton	0.50 lbs
B65281	Hose Half Coupler	0.25" ID	4 Ton	1.00 lbs
B65282	Ram Half Coupler	0.25" ID	4 Ton	0.10 lbs
B65580	Complete Coupler Set	0.38" ID	10 Ton	0.60 lbs
B65581	Hose Half Coupler	0.38" ID	10 Ton	0.20 lbs
B65582	Ram Half Coupler	0.38" ID	10 Ton	0.40 lbs

Hooks & Chains



Model	Type	Length	Capacity	Weight
B97520	Double Grab Hook	-	10 Ton	3.00 lbs
B97661	Chain With Claw Hook	6 Feet	10 Ton	10.80 lbs
B97662	Chain With 2 Claw Hooks	6 Feet	10 Ton	12.00 lbs
B97691	Chain With Claw Hook	9 Feet	10 Ton	12.90 lbs
B97518	Chain With Grab Hook	8 Feet	20 Ton	23.00 lbs



THE BONE™

Chapter Table of Contents


- 116 The Bone™
- 116 The Bone-Ster™
- 117 The Tail Bone™ Rough Rider™
- 117 The Tail Bone™
- 117 The Rough Rider™

Bone Creeper line is 100% made in the USA and has stood for quality and durability for well over 20 years. Strong, resilient the easiest maneuverability of any creeper in the market has made the Bone Creeper a mechanic's choice for over two decades. All Bone Creepers offers a one year manufacturer warranty on the board and casters, LIFETIME warranty on wheels; please see warranty section for added information.


Bone Creeper

BONE CREEPERS

The Bone™
Mechanics Creeper



The Bone-Ster™
Mechanics Creeper



Model	Description	Capacity	Size (L x W x H)			Weight
6031	The Bone™ Mechanics Creeper	300 lbs	45.50"	25.50"	7.88"	22.00 lbs
4031	The Bone-Ster™ Mechanics Creeper	400 lbs	43.00"	24.00"	5.25"	16.00 lbs

BONE CREEPERS

The Tail Bone™ Rough Rider™
Mechanics Shop Seat



The Tail Bone™
Mechanics Shop Seat



The Rough Rider™
Mechanics Creeper



Model	Description	Capacity	Size (L x W x H)			Weight
5031	The Tail Bone™ Mechanics Seat	350 lbs	28.00"	32.00"	24.00"	18.00 lbs
5131	The Tail Bone™ Rough Rider Mechanics Seat	350 lbs	28.00"	32.00"	25.00"	20.00 lbs
7031	The Rough Rider™ Mechanics Creeper	400 lbs	45.50"	25.50"	7.88"	25.00 lbs

* Please visit page 128-129 for more information on the life time warranty on our Bone Creeper Wheels.

Pro-Lift® HD

Chapter Table of Contents

- 120 Utility Lift
- 120 Snowmobile Adapter
- 120 ATV/UTV Adapter
- 121 Heavy Duty Utility Lift
- 121 Large UTV Adapter

Pro-Lift HD products focus on the repair of outdoor equipment specifically towards ATV, UTV and Snowmobiles. Consumer and Professional grade lifts available to fit the need of all enthusiasts in this market place. All Pro-Lift HD equipment offers a one year manufacturer warranty; please see warranty section for added information.

PRO UTILITY VEHICLE LIFTS

1,250 lbs Utility Lift



PRO UTILITY VEHICLE LIFTS

2,300 lbs Utility Lift



Model	Description	Lifting Range	Packaging Dimensions (L W H)			Weight
T-1250	1,250 lbs Utility Lift	25.50"	56.50"	23.25"	6.75"	282.00 lbs
T-1250AT1*	Snowmobile Adapter	-	31.75"	19.00"	6.00"	44.00 lbs
T-1250AT2*	ATV/UTV Adapter	-	39.25"	25.50"	6.00"	54.00 lbs
T-2300	2,300 lbs Utility Lift	25.50"	74.00"	38.50"	14.25"	484.00 lbs
T-2300AT**	Large UTV Adapter	-	68.00"	27.25"	5.50"	85.00 lbs

* These adapters are compatible on both model T-1250 and T-2300
 ** This adapter was designed to fit on only the T-2300

Pro-Lift®

Chapter Table of Contents

- 124 Lawn Mower Lifts
- 124 Push Mower Adapter
- 125 Heavy Duty Lawn Mower Lift
- 125 Air Actuated Heavy Duty Lawn Mower Lift



Pro-Lift products have consistently led the industry in quality and innovation. Designed after professional grade equipment standards, Pro-Lift equipment strive to meet current ASME/ PASE safety standards and is kept under close quality control standards from factory to your home. Our patented products provide a unique twist to your garage maintenance needs. All Pro-Lift equipment offers a one year manufacturer warranty; please see warranty section for added information.

LAWN MOWER LIFTS

350 lbs Lawn Mower Lift



T-5335A

300 lbs Lawn Mower Lift



T-5300E

550 lbs Lawn Mower Lift



T-5355A

HEAVY DUTY LAWN MOWER LIFTS

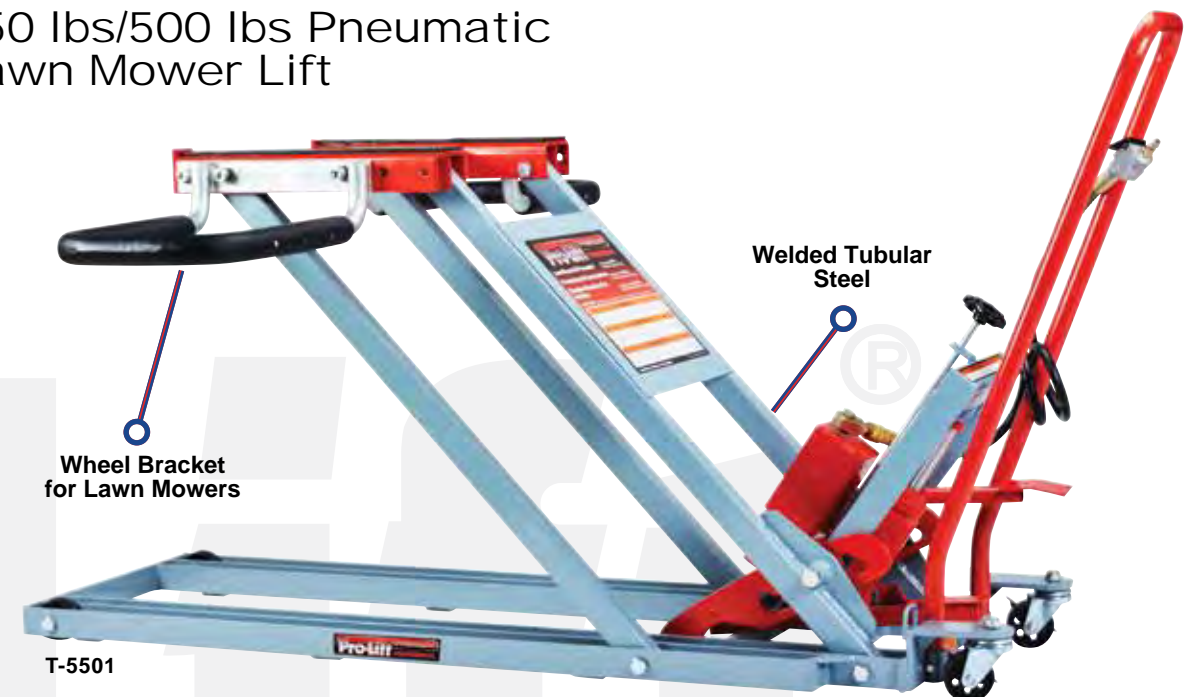
750 lbs/500 lbs Lawn Mower Lift



T-5500

T-5510

750 lbs/500 lbs Pneumatic Lawn Mower Lift



T-5501

Model	Description	Lifting Range	Packaging Dimensions (L x W x H)			Weight
T-5300E	300 lbs Lawn Mower Lift	23.00"	36.00"	16.50"	5.50"	51.60 lbs
T-5335A	350 lbs Lawn Mower Lift	23.00"	36.00"	16.50"	5.50"	55.00 lbs
T-5355A	550 lbs Lawn Mower Lift	23.38"	36.00"	16.50"	5.50"	69.30 lbs

Model	Description	Lifting Range	Packaging Dimensions (L x W x H)			Weight
T-5500	750 lbs/500 lbs Lawn Mower Lift	22.50"-26.50"	56.50"	19.75"	7.75"	159.50 lbs
T-5501	750 lbs/500 lbs Pneumatic Lawn Mower Lift	22.50"-26.50"	56.50"	19.75"	7.75"	171.00 lbs
T-5510	Push Mower Adapter*	-	36.62"	5.70"	4.30"	14.33 lbs

* This Push Mower Adapter is compatible with T-5500 and T-5501 only.



WARRANTY INFORMATION

Omega Lift Equipment Warranty Policy

ONE YEAR LIMITED WARRANTY

For a period of one (1) year from date of purchase, SFA COMPANIES, INC. will repair or replace, at its option without charge, any of its products which fails due to a defect in material or workmanship under normal usage. This limited warranty is a consumer's exclusive remedy. Performance of any obligation under this warranty may be obtained by returning the warranted product, freight prepaid, to SFA COMPANIES, INC. Warranty Service Department, 10939 N. Pomona Ave., Kansas City, MO 64153. Except where such limitations and exclusions are specifically prohibited by applicable law, (1) THE CONSUMER'S SOLE AND EXCLUSIVE REMEDY SHALL BE THE REPAIR OR REPLACEMENT OF DEFECTIVE PRODUCTS AS DESCRIBED ABOVE. (2) SFA COMPANIES, INC. SHALL NOT BE LIABLE FOR ANY CONSEQUENTIAL OR INCIDENTAL DAMAGE OR LOSS WHATSOEVER. (3) ANY IMPLIED WARRANTIES, INCLUDING WITHOUT LIMITATION THE IMPLIED WARRANTIES OF MERCHANTABILITY AND FITNESS FOR A PARTICULAR PURPOSE, SHALL BE LIMITED TO ONE YEAR, OTHERWISE THE REPAIR, REPLACEMENT OR REFUND AS PROVIDED UNDER THIS EXPRESS LIMITED WARRANTY IS THE EXCLUSIVE REMEDY OF THE CONSUMER, AND IS PROVIDED IN LIEU OF ALL OTHER WARRANTIES, EXPRESS OR IMPLIED. (4) ANY MODIFICATION, ALTERATION, ABUSE, UNAUTHORIZED SERVICE OR ORNAMENTAL DESIGN VOIDS THIS WARRANTY AND IS NOT COVERED BY THIS WARRANTY. Some states do not allow limitations on how long an implied warranty lasts, so the above limitation may not apply to you. Some states do not allow the exclusion or limitation of incidental or consequential damages, so the above limitation or exclusion may not apply to you. This warranty gives you specific legal rights, and you may also have other rights, which vary from state to state.

Hein-Werner Automotive Warranty Policy

TWO YEAR LIMITED WARRANTY

For a period of two (2) years from date of purchase, SFA Companies will repair or replace, at its option, without charge, any of its products which fails due to a defect in material or workmanship under normal usage. This limited warranty is a consumer's exclusive remedy. Performance of any obligation under this warranty may be obtained by returning the warranted product, freight prepaid, to SFA Companies Warranty Service Department, 10939 N. Pomona Ave., Kansas City, MO 64153. Except where such limitations and exclusions are specifically prohibited by applicable law: (1) THE CONSUMER'S SOLE AND EXCLUSIVE REMEDY SHALL BE THE REPAIR OR REPLACEMENT OF DEFECTIVE PRODUCTS AS DESCRIBED ABOVE (2) SFA COMPANIES SHALL NOT BE LIABLE FOR ANY CONSEQUENTIAL OR INCIDENTAL DAMAGE OR LOSS WHATSOEVER. (3) ANY IMPLIED WARRANTIES, INCLUDING WITHOUT LIMITATION THE IMPLIED WARRANTIES OF MERCHANTABILITY AND FITNESS FOR A PARTICULAR PURPOSE, SHALL BE LIMITED TO TWO YEARS, OTHERWISE THE REPAIR, REPLACEMENT OR REFUND AS PROVIDED UNDER THIS EXPRESS LIMITED WARRANTY IS THE EXCLUSIVE REMEDY OF THE CONSUMER, AND IS PROVIDED IN LIEU OF ALL OTHER WARRANTIES, EXPRESS OR IMPLIED. (4) ANY MODIFICATION, ALTERATION, ABUSE, UNAUTHORIZED SERVICE OR ORNAMENTAL DESIGN VOIDS THIS WARRANTY AND IS NOT COVERED BY THIS WARRANTY. Some states do not allow limitations on how long an implied warranty lasts, so the above limitation may not apply to you. Some states do not allow the exclusion or limitation of incidental or consequential damages, so the above limitation or exclusion may not apply to you.

Blackhawk Automotive Warranty Policy

ONE YEAR LIMITED WARRANTY

For a period of one (1) year from date of purchase, SFA Companies will repair or replace, at its option, without charge, any of its products which fails due to a defect in material or workmanship under normal usage. This limited warranty is a consumer's exclusive remedy. Performance of any obligation under this warranty may be obtained by returning the warranted product, freight prepaid, to SFA Companies Warranty Service Department, 10939 N. Pomona Ave., Kansas City, MO 64153. Except where such limitations and exclusions are specifically prohibited by applicable law, (1) THE CONSUMER'S SOLE AND EXCLUSIVE REMEDY SHALL BE THE REPAIR OR REPLACEMENT OF DEFECTIVE PRODUCTS AS DESCRIBED ABOVE. (2) SFA COMPANIES SHALL NOT BE LIABLE FOR ANY CONSEQUENTIAL OR INCIDENTAL DAMAGE OR LOSS WHATSOEVER. (3) ANY IMPLIED WARRANTIES, INCLUDING WITHOUT LIMITATION THE IMPLIED WARRANTIES OF MERCHANTABILITY AND FITNESS FOR A PARTICULAR PURPOSE, SHALL BE LIMITED TO ONE YEAR, OTHERWISE THE REPAIR, REPLACEMENT OR REFUND AS PROVIDED UNDER THIS EXPRESS LIMITED WARRANTY IS THE EXCLUSIVE REMEDY OF THE CONSUMER, AND IS PROVIDED IN LIEU OF ALL OTHER WARRANTIES, EXPRESS OR IMPLIED. (4) ANY MODIFICATION, ALTERATION, ABUSE, UNAUTHORIZED SERVICE OR ORNAMENTAL DESIGN VOIDS THIS WARRANTY AND IS NOT COVERED BY THIS WARRANTY. Some states do not allow limitations on how long an implied warranty lasts, so the above limitation may not apply to you. Some states do not allow the exclusion or limitation of incidental or consequential damages, so the above limitation or exclusion may not apply to you. This warranty gives you specific legal rights, and you may also have other rights, which vary from state to state.

Porto-Power Warranty Policy

ONE YEAR LIMITED WARRANTY

For a period of one (1) year from date of purchase, SFA Companies will repair or replace, at its option, without charge, any of its products which fail due to a defect in material or workmanship under normal usage. This limited warranty is a consumer's exclusive remedy. Performance of any obligation under this warranty may be obtained by returning the warranted product, freight prepaid, to SFA Companies Warranty Service Department, 10939 N. Pomona Ave., Kansas City, MO 64153 except where such limitations and exclusions are specifically prohibited by applicable law. (1) THE CONSUMER'S SOLE AND EXCLUSIVE REMEDY SHALL BE THE REPAIR OR REPLACEMENT OF DEFECTIVE PRODUCTS AS DESCRIBED ABOVE. (2) SFA COMPANIES SHALL NOT BE LIABLE FOR ANY CONSEQUENTIAL OR INCIDENTAL DAMAGE OR LOSS WHATSOEVER. (3) ANY IMPLIED WARRANTIES, INCLUDING WITHOUT LIMITATION THE IMPLIED WARRANTIES OF MERCHANTABILITY AND FITNESS FOR A PARTICULAR PURPOSE, SHALL BE LIMITED TO ONE YEAR, OTHERWISE THE REPAIR, REPLACEMENT OR REFUND AS PROVIDED UNDER THIS EXPRESS LIMITED WARRANTY IS THE EXCLUSIVE REMEDY OF THE CONSUMER, AND IS PROVIDED IN LIEU OF ALL OTHER WARRANTIES, EXPRESS OR IMPLIED. (4) ANY MODIFICATION, ALTERATION, ABUSE, UNAUTHORIZED SERVICE OR ORNAMENTAL DESIGN VOIDS THIS WARRANTY AND IS NOT COVERED BY THIS WARRANTY. Some states do not allow limitations on how long an implied warranty lasts, so the above limitation may not apply to you. Some states do not allow the exclusion or limitation of incidental or consequential damages, so the above limitation or exclusion may not apply to you. This warranty gives you specific legal rights, and you may also have other rights which vary from state to state.

Omega Pro Warranty Policy

ONE YEAR LIMITED WARRANTY

For a period of one (1) year from date of purchase, SFA Companies will repair or replace, at its option, without charge, any of its products, which fails due to a defect in material or workmanship under normal usage. This limited warranty is a consumer's exclusive remedy. Performance of any obligation under this warranty may be obtained by returning the warranted product, freight prepaid, to SFA Companies Warranty Service Department, 10939 N. Pomona Ave., Kansas City, MO 64153. Except where such limitations and exclusions are specifically prohibited by applicable law, (1) THE CONSUMER'S SOLE AND EXCLUSIVE REMEDY SHALL BE THE REPAIR OR REPLACEMENT OF DEFECTIVE PRODUCTS AS DESCRIBED ABOVE. (2) SFA COMPANIES SHALL NOT BE LIABLE FOR ANY CONSEQUENTIAL OR INCIDENTAL DAMAGE OR LOSS WHATSOEVER. (3) ANY IMPLIED WARRANTIES, INCLUDING WITHOUT LIMITATION THE IMPLIED WARRANTIES OF MERCHANTABILITY AND FITNESS FOR A PARTICULAR PURPOSE, SHALL BE LIMITED TO ONE YEAR, OTHERWISE THE REPAIR, REPLACEMENT OR REFUND AS PROVIDED UNDER THIS EXPRESS LIMITED WARRANTY IS THE EXCLUSIVE REMEDY OF THE CONSUMER, AND IS



WARRANTY INFORMATION

PROVIDED IN LIEU OF ALL OTHER WARRANTIES, EXPRESS OR IMPLIED. (4) ANY MODIFICATION, ALTERATION, ABUSE, UNAUTHORIZED SERVICE OR ORNAMENTAL DESIGN VOIDS THIS WARRANTY AND IS NOT COVERED BY THIS WARRANTY. Some states do not allow limitations on how long an implied warranty lasts, so the above limitation may not apply to you. Some states do not allow the exclusion or limitation of incidental or consequential damages, so the above limitation or exclusion may not apply to you. This warranty gives you specific legal rights, and you may also have other rights, which vary from state to state.

Blackhawk Automotive Platinum Series Warranty Guidelines

LIFETIME MANUFACTURER'S WARRANTY

For the duration of the initial purchaser's ownership of the product, SFA Companies, Inc. will repair or replace, at its option, without charge, any of its products which fails due to a defect in material or workmanship, or which fails to conform to any implied warranty not excluded hereby. An evaluation of the complete unit may be required by either SFA Companies or an Authorized Blackhawk Automotive Service Center to determine validity of a manufacturer's defect claim.

FIVE YEAR USAGE WARRANTY

For the duration of five (5) years SFA Companies will provide warranty for "wear" items. "Wear" items include all seals, packing and movable parts provided proper usage and maintenance have been applied through the course of ownership. This warranty only applies to initial owner of unit. Proper maintenance must be performed based off of the guidelines set forth in the owner's manual. Maintenance includes replacing the hydraulic oil on a yearly basis with oil suggested by the manufacturer, proper greasing and any other manufacturers suggested guidelines for proper care. A maintenance schedule will be set forth within the owner's manual. Serial Number and Proof of Purchase are required for warranty purposes. Electronic Warranty Registration will apply to all items within the Blackhawk Automotive Platinum Series Line for the full warranty consideration of five (5) years and will need to be completed within 30 days of the initial purchase. Items without Electronic Warranty Registration will only be considered for a three (3) year usage warranty with provided proof of purchase and serial number. Electronic Warranty Registration may be completed by visiting Blackhawk-Automotive.com and completing the Electronic Warranty Registration form under the Warranty & Service tab. An option of automatic reminder e-mails for required maintenance schedule to maintain good standing within the warranty period will be available in this registration process. In order to obtain performance of any obligation under this warranty call SFA Companies at 1-888-332-6419 to obtain permission to return the warranted product, freight prepaid, to SFA Companies, Inc. Warranty Service Department, 10939 N. Pomona Ave., Kansas City, MO 64153. Except where such limitations and exclusions are specifically prohibited by applicable law, (1) THE CONSUMER'S SOLE AND EXCLUSIVE REMEDY SHALL BE THE REPAIR OR REPLACEMENT OF DEFECTIVE PRODUCTS AS DESCRIBED ABOVE, and (2) Shinn Fu Co. of America, Inc. SHALL NOT BE LIABLE FOR ANY CONSEQUENTIAL OR INCIDENTAL DAMAGE OR LOSS WHATSOEVER, and (3) THE DURATION OF ANY AND ALL EXPRESSED AND IMPLIED WARRANTIES, INCLUDING WITHOUT LIMITATION, ANY WARRANTIES OF MERCHANTABILITY AND FITNESS FOR A PARTICULAR PURPOSE, IS LIMITED TO A PERIOD OF FIVE (5) YEARS FROM DATE OF PURCHASE. Some states do not allow limitations on how long an implied warranty lasts, so the above limitation may not apply to you. Some states do not allow the exclusion or limitation of incidental or consequential damages, so the above limitation or exclusion may not apply to you. This warranty gives you specific legal rights, and you may also have other rights which vary from state to state.

Bone Creeper Warranty Policy

ONE YEAR LIMITED WARRANTY

For the duration of 1 year SFA Companies will provide warranty on the body of the creeper unit itself. There is a limited lifetime warranty that applies on the wheels of this unit. This warranty only applies to initial owner of unit. Proper maintenance must be performed based off of the guidelines set forth in the owner's manual. Serial Number and Proof of Purchase required for warranty purposes. Performance of any obligation under this warranty may be obtained by returning the warranted product, freight prepaid, to Shinn Fu Co. of America, Inc. Warranty Service Department, 10939 N. Pomona Ave., Kansas City, MO 64153 or by contacting SFA Companies at 1-888-332-6419 for alternative procedures. Except where such limitations and exclusions are specifically prohibited by applicable law, (1) THE CONSUMER'S SOLE AND EXCLUSIVE REMEDY SHALL BE THE REPAIR OR REPLACEMENT OF DEFECTIVE PRODUCTS AS DESCRIBED ABOVE, and (2) Shinn Fu Co. of America, Inc. SHALL NOT BE LIABLE FOR ANY CONSEQUENTIAL OR INCIDENTAL DAMAGE OR LOSS WHATSOEVER, and (3) THE DURATION OF ANY AND ALL EXPRESSED AND IMPLIED WARRANTIES, INCLUDING WITHOUT LIMITATION, ANY WARRANTIES OF MERCHANTABILITY AND FITNESS FOR A PARTICULAR PURPOSE, IS LIMITED TO A PERIOD OF FIVE (5) YEARS FROM DATE OF PURCHASE. Some states do not allow limitations on how long an implied warranty lasts, so the above limitation may not apply to you. Some states do not allow the exclusion or limitation of incidental or consequential damages, so the above limitation or exclusion may not apply to you. This warranty gives you specific legal rights, and you may also have other rights which vary from state to state.

Pro-Lift Warranty Policy

ONE YEAR LIMITED WARRANTY

For a period of one (1) year from date of purchase, SFA Companies, Inc. will repair or replace, at its option, without charge, any of its products which fail due to a defect in material or workmanship under normal usage. This limited warranty is a consumer's exclusive remedy. Performance of any obligation under this warranty may be obtained by returning the warranted product freight prepaid, to SFA Companies, Inc. Warranty Service Department, 10939 N. Pomona Ave., Kansas City, MO 64153. except where such limitations and exclusions are specifically prohibited by applicable law, (1) THE CONSUMER'S SOLE AND EXCLUSIVE REMEDY SHALL BE THE REPAIR OR REPLACEMENT OF DEFECTIVE PRODUCTS AS DESCRIBED ABOVE. (2) SFA COMPANIES, INC. SHALL NOT BE LIABLE FOR ANY CONSEQUENTIAL OR INCIDENTAL DAMAGE OR LOSS WHATSOEVER. (3) ANY IMPLIED WARRANTIES, INCLUDING WITHOUT LIMITATION THE IMPLIED WARRANTIES OF MERCHANTABILITY AND FITNESS FOR A PARTICULAR PURPOSE, SHALL BE LIMITED TO TWO YEARS, OTHERWISE THE REPAIR, REPLACEMENT OR REFUND AS PROVIDED UNDER THIS EXPRESS LIMITED WARRANTY IS THE EXCLUSIVE REMEDY OF THE CONSUMER, AND IS PROVIDED IN LIEU OF ALL OTHER WARRANTIES, EXPRESS OR IMPLIED. (4) ANY MODIFICATION, ALTERATION, ABUSE, UNAUTHORIZED SERVICE OR ORNAMENTAL DESIGN VOIDS THIS WARRANTY AND IS NOT COVERED BY THIS WARRANTY. Some states do not allow limitations on how long an implied warranty lasts, so the above limitation may not apply to you. Some states do not allow the exclusion or limitation of incidental or consequential damages, so the above limitation or exclusion may not apply to you. This warranty gives you specific legal rights, and you may also have other rights, which vary from state to state.

Pro-Lift HD Warranty Policy

ONE YEAR LIMITED WARRANTY

For a period of one (1) year from date of purchase, SFA Companies, Inc. will repair or replace, at its option, without charge, any of its products which fail due to a defect in material or workmanship under normal usage. This limited warranty is a consumer's exclusive remedy. Performance of any obligation under this warranty may be obtained by returning the warranted product freight prepaid, to SFA Companies, Inc. Warranty Service Department, 10939 N. Pomona Ave., Kansas City, MO 64153. except where such limitations and exclusions are specifically prohibited by applicable law, (1) THE CONSUMER'S SOLE AND EXCLUSIVE REMEDY SHALL BE THE REPAIR OR REPLACEMENT OF DEFECTIVE PRODUCTS AS DESCRIBED ABOVE. (2) SFA COMPANIES, INC. SHALL NOT BE LIABLE FOR ANY CONSEQUENTIAL OR INCIDENTAL DAMAGE OR LOSS WHATSOEVER. (3) ANY IMPLIED WARRANTIES, INCLUDING WITHOUT LIMITATION THE IMPLIED WARRANTIES OF MERCHANTABILITY AND FITNESS FOR A PARTICULAR PURPOSE, SHALL BE LIMITED TO TWO YEARS, OTHERWISE THE REPAIR, REPLACEMENT OR REFUND AS PROVIDED UNDER THIS EXPRESS LIMITED WARRANTY IS THE EXCLUSIVE REMEDY OF THE CONSUMER, AND IS PROVIDED IN LIEU OF ALL OTHER WARRANTIES, EXPRESS OR IMPLIED. (4) ANY MODIFICATION, ALTERATION, ABUSE, UNAUTHORIZED SERVICE OR ORNAMENTAL DESIGN VOIDS THIS WARRANTY AND IS NOT COVERED BY THIS WARRANTY. Some states do not allow limitations on how long an implied warranty lasts, so the above limitation may not apply to you. Some states do not allow the exclusion or limitation of incidental or consequential damages, so the above limitation or exclusion may not apply to you. This warranty gives you specific legal rights, and you may also have other rights, which vary from state to state.

About SFA Companies

SFA Companies is one of several Sales, Distribution, Marketing & Service branches of Shinn Fu Manufacturing Group focusing on the western hemisphere for these functions. Over the past 40 years SFA has established itself as one of the leading suppliers of hydraulics and shop equipment.

In addition to distribution, SFA has also played a key role in engineering, research and product design to help our manufacturing facilities meet our market needs. Our OEM private-label customers, with their strict requirements, are a vital part of this effort. March of 2008 SFA obtained ISO 9001:2000 Certification operation processes and policies.

Our products are manufactured in the Shinn Fu Group's ISO-9000 factories so we are able to provide a quality product that meets the industry standards, such as ASME/ANSI. Also, Shinn Fu Group has been granted many US patents to feature our unique product designs, which enhances our innovation and quality.

Due to the factories' capabilities, we are able to give our customers products that are competitively priced, without sacrificing quality and design features.

Contact Us

Contact your local distributor for SFA branded products, accessories, or parts. To find a distributor near you, go to www.sfacompanies.com/TechZone/ServiceCenter. If you have a warranty question or are in need of tech support, call us at 1-816-891-6390 Monday-Friday from 8:00 A.M. to 4:45 P.M.

United States of America



Address

10939 N. Pomona Ave.
Kansas City, MO 64153



Phone/Fax

Tel: 1-888-332-6419
Fax: 816-891-6599



Email

sales@omegalift.com
sales@blackhawk-automotive.com
sales@heinwerner-automotive.com



Shinn Fu Global Locations

Shinn Fu Corporation

7F., No.408, Ruei Guang Road
Taipei City 11492, Taiwan, R.O.C.
T: 886-2-87517888
F: 866-2-87517999

Shinn Fu of Europe B.V.

Munnikenheiweg 50, 4879 NG
Etten-Leur, The Netherlands
T: +31-165-583-300
F: +31-165-583-310

Shinn Fu of Canada

6355 Shawson Drive, Unit 1
Mississauga, Ontario L5T 1S7
T: 888-820-3737
F: 905-362-2280

Shinn Fu of Australia

15 Viewtech Place,
Rowville 3178 Victoria
T: +61-3-9755-8277
F: +61-3-9755-8219

Photo Credits/Thank You

We want to thank a few local Kansas City businesses/friends that helped us obtain application shots for our products! Thanks again for your help:

- Bobby Schumacher - **Vintage Fabrication**
- Dan Tallant - **Tallant's Hot Rod Auto**

Download Catalog QR

You can download a digital copy of this from our website



Scan QR code or Visit Link Below:
www.sfacompanies.com

For Your Safety

NEVER use any equipment listed in this catalog without first completely reading, understanding and following instructions AND safety precautions noted in your products manual. The warnings and/or safety messages listed below are NOT a complete list of warning. We insist that you read your product's owners manual thoroughly and keep your manual available for referencing throughout the life of your product.

Service Jacks and Jack Stands

Inspect before each use. Do not use if broken, bent, cracked, or damaged parts (including labels) are noted. Any jack that appears damaged in any way, operates abnormally or is missing parts, shall be removed from service immediately and the manufacturer notified. If you suspect that the jack was subjected to a shock load (a load dropped suddenly, unexpectedly upon it), immediately discontinue use until the jack has been checked by a factory authorized service center (contact distributor or manufacturer for list of Authorized Service Centers). It is recommended that an annual inspection be done by qualified personnel. Replace worn or damaged parts with Hein-Werner Authorized Replacement Parts only. Labels and owner's manuals are available from manufacturer. **WARNING:** Never use this jack as a standalone device. After lifting, immediately support the lifted vehicle with a pair of appropriately rated vehicle stands.

WARNING: Do not lift or carry jack by handle. Handle could dislodge and jack fall, resulting in possible injury or property damage.

WARNING: Lift only on areas of the vehicle as specified by the vehicle manufacturer.

WARNING: Never work on, under or around a load supported only by a hydraulic jack.

WARNING: Overloading may cause hydraulic system failure and sudden loss of load.

WARNING: Clear all tools and personnel before lowering vehicle. The further release valve (handle) is turned counter-clockwise, the faster the load will descend. Maintain control of the speed at which the load lowers at all times.

Cylinders/Rams and Bottle Jacks

Do not exceed rated capacities

Use only on hard level surface capable of sustaining the load

Do not connect actuators to pumps with higher pressure ratings

Always inspect hoses and connections for damage prior to use

Keep hands and feet clear of work area

Immediately after lifting, support the load with appropriate means

Use only manufacturer approved hydraulic fluid (when applicable)

No alterations shall be made to these products

Failure to heed these markings may result in injury and/or property damage

Hydraulic Pumps

READ AND UNDERSTAND ALL WARNINGS, INSTRUCTIONS AND OWNER'S MANUAL INFORMATION BEFORE ATTEMPTING TO USE THIS EQUIPMENT

- Burst hazard exists if hose or connection pressure exceeds rated pressure.
- Do not exceed the rated capacity of this device. Monitor pressure and load at all times.
- Verify load with calibrated load cell and indicator, accurate pressure gauge or equivalent devices.
- Inspect hoses and connections for damage prior to use. Never attempt to grasp a leaking pressurized hose.
- Release the hydraulic pressure before disconnecting hoses or couplers, and before servicing the pump or accessory.
- Immediately after lifting, support the load with appropriate means. Never rely on hydraulic pressure to support a load.
- Wear protective clothing and eye protection that meets ANSI Z87.1 and OSHA standards when operating this equipment.
- Ensure that the chosen application is stable to work on and around.
- Do not subject the pump and its components to shock loads.
- Do not connect to application which can return more oil to the reservoir than the pump reservoir can hold.
- Ensure that the rated pressure of all applications and fittings be equal to or greater than the rated pressure of this pump.
- Keep hydraulic equipment away from flames and heat.
- No alterations shall be made to this device.
- Failure to heed these warnings may result in personal injury as well as property damage.

4 OMEGA LIFT EQUIPMENT

- 6 Side Pump Bottle Jacks
- 7 Low Profile Side Pump Bottle Jacks
- 8 Toe Jacks
- 8 External Spring Return Air Bottle Jacks
- 9 In-Line Bottle Jacks
- 9 In-Line Low Profile Bottle Jacks
- 10 Air/Manual Hydraulic Bottle Jacks
- 11 High Tonnage Air/Manual Hydraulic Bottle Jack
- 12 Magic Lift™ Service Jacks
- 13 Low Profile Magic Lift™ Service Jacks
- 14 Aluminum Hybrid Service Jacks
- 15 Long Chassis Service Jacks
- 15 Air Hydraulic Long Chassis Service Jacks
- 18 Magic Lift™ Jack Stands
- 19 Standard Ratchet Style Jack Stands
- 20 Dual Locking Jack Stands
- 21 High Lift Jack Stands
- 21 Forklift Jack Stands
- 22 Auxiliary High Reach Stands
- 22 Air Jack with Support Stand
- 23 Axle Jack
- 23 Low-Profile Axle Jack
- 23 Air Return Axle Jack
- 24 Axle Jack/Air Impact Wrench Combo
- 24 2 Stage Axle Jack
- 25 High Tonnage Axle Jacks
- 26 Telescopic Transmission Jacks
- 28 Floor Style Transmission Jacks
- 29 Clutch Jack
- 30 Engine Stand
- 30 Rotating Head Engine Stand
- 31 Engine Crane and Accessories
- 32 Long Jacks
- 33 Wheel Dollies
- 33 Car Dolly
- 33 Break Drum Handler
- 34 Body Repair Kits
- 35 Treadle Pumps
- 35 Low Profile Cylinder Kit
- 36 Bead Breaker
- 36 Bead Breaker Combo
- 36 Forklift Jack
- 36 Oil Drain
- 37 Truck Ramps
- 37 Rolling Service Tray
- 38 Shop Presses and Accessories
- 40 2-in-1 Z-Creeper
- 40 3-in-1 Low-Profile Z-Creeper
- 41 Plastic Molded Creepers
- 42 Low-Profile Creeper
- 42 2-in-1 Shop Seat/Stepping Stool

- 42 Toolbox Show Seat
- 43 Wheel Arm™

44 OMEGA PRO

- 46 Torque Wrenches
- 46 Preset Torque Wrench Set
- 47 Compact Air Impact Wrench
- 47 Heavy Duty Air Impact Wrench with Case
- 48 Omega Pro Tool Cart
- 48 95 Piece Drive Metric Socket Set
- 49 3-Fold EVA Pad with LED Light Strip
- 49 EVA Knee Pad
- 49 Mini Digital Tire Inflator
- 49 Digital Tire Inflator

50 HEIN-WERNER AUTOMOTIVE

- 52 Service Jacks
- 53 Long Chassis Service Jacks
- 54 Speed Pak™ Air Hydraulic Service Jacks
- 55 Forklift Jack
- 55 Air Hydraulic Truck Jack
- 55 Air Jack and Stand
- 56 Truck Jacks
- 57 Vehicle Stands
- 57 High Reach Jack Stands
- 58 Heavy Duty Jack Stands
- 58 Forklift Jack Stands
- 59 End Lift
- 59 End Lift with Remote Operation
- 60 Wheel Lift System
- 62 Engine Crane and Accessories
- 64 Engine Stands and Accessories
- 66 Floor Style Transmission Jack
- 66 Telescopic Transmission Jack
- 67 Wheel Dolly
- 68 Shop Presses and Accessories

76 BLACKHAWK AUTOMOTIVE PLATINUM SERIES

- 78 Air Hydraulic Axle Jack
- 78 Heavy Duty Pin Style Jack Stands
- 79 Transmission Jack
- 79 Blackhawk Platinum Tool Cart

80 BLACKHAWK AUTOMOTIVE

- 82 Fast Lift Service Jacks
- 82 Low Profile Fast Lift Service Jacks
- 82 Fast Lift Service Jack/Jack Stands Combo
- 83 Long Chassis Service Jacks
- 83 Fast Lift Long Chassis Service Jacks
- 84 Air Hydraulic Axle Jacks
- 85 Truck Ramps
- 85 Wheel Dolly
- 86 Standard Ratchet Jack Stands
- 86 Fast Lift Jack Stands
- 87 High Life Jack Stands
- 87 Forklift Jack Stands
- 87 High Tonnage Pin Style Jack Stands
- 88 Manual Bottle Jacks
- 88 Manual Shorty Bottle Jacks
- 89 Air Hydraulic Spring Return Bottle Jack
- 89 Air Hydraulic Bottle Jacks
- 89 Long Jacks
- 90 Shop Press
- 91 Engine Crane
- 92 Transmission Jacks
- 93 Fuel Tank Adapter
- 93 Floor Transmission Jacks
- 94 Under Hoist
- 94 High Reach Supplement Stand
- 95 Engine Stand
- 95 Clutch Jack

96 BANNER

- 98 Fast Lift Service Jack
- 98 Service Jack
- 99 Service Jack/Jack Stand Combo
- 99 Foldable Z-Creeper

100 PORTO-POWER

- 102 Body Repair Equipment Kits
- 105 Flat Body Cylinder Kit
- 105 Flat Body Cylinder
- 106 Hydraulic Cylinders
- 107 Threaded Cylinders
- 107 Pull Cylinder
- 108 Manual Foot Pump Combos
- 108 Foot Pumps
- 110 Manual Hand Pumps
- 110 Air Hydraulic Hand Pump

- 111 Hydraulic Spreaders
- 111 Pull Posts and Accessories
- 112 Hose Accessories
- 113 Coupler Accessories
- 113 Hooks and Chain Accessories

114 BONE CREEPER™

- 116 The Bone™
- 116 The Bone-Ster™
- 117 The Tail Bone™ Rough Rider™ Seat
- 117 The Tail Bone™
- 117 The Rough Rider™

118 PRO-LIFT HD

- 120 Utility Lift
- 120 Snowmobile Adapter
- 120 ATV/UTV Adapter
- 121 Heavy Duty Utility Lift
- 121 Large UTV Adapter

122 PRO-LIFT

- 124 Lawn Mower Lifts
- 125 Heavy Duty Lawn Mower Lift
- 125 Air Actuated Heavy Duty Lawn Mower Lift
- 125 Push Mower Adapter

126 WARRANTY INFORMATION

- 126 Omega Lift Equipment™ Warranties
- 126 Hein-Werner™ Warranties
- 127 Blackhawk Platinum Automotive Warranties
- 127 Blackhawk Automotive Warranties

128 RESOURCES

- 128 About Us
- 128 Contact Us
- 128 Photo Credits
- 129 Safety Messages
- 130 Catalog Index

SFA Companies Professional Catalog Shinn Fu of America

10939 N. Pomona Ave • Kansas City, MO • 64153
816-891-6390 • www.SFAcompanies.com

Shinn Fu Corporation
7F., No.408, Ruei Guang Road
Taipei City 11492, Taiwan, R.O.C.
T: 886-2-87517888
F: 866-2-87517999

Shinn Fu of Canada
6355 Shawson Drive, Unit 1
Mississauga, Ontario L5T 1S7
T: 888-820-3737
F: 905-362-2280

Shinn Fu of Europe B.V.
Munnikenheiweg 50, 4879 NG
Etten-Leur, The Netherlands
T: +31-165-583-300
F: +31-165-583-310

Shinn Fu of Australia
15 Viewtech Place,
Rowville 3178 Victoria
T: +61-3-9755-8277
F: +61-3-9755-8219