

P01-48x240/30x180 138

P01-48x240/90x240 140

P01-48x240/180x330 142

P01-48x240/300x450 144

P01-48x240/390x540 146

P01-48x240/480x630 148

P01-48x240/600x750 150

P01-48x240/690x840 152

P01-48x240/900x1050 154

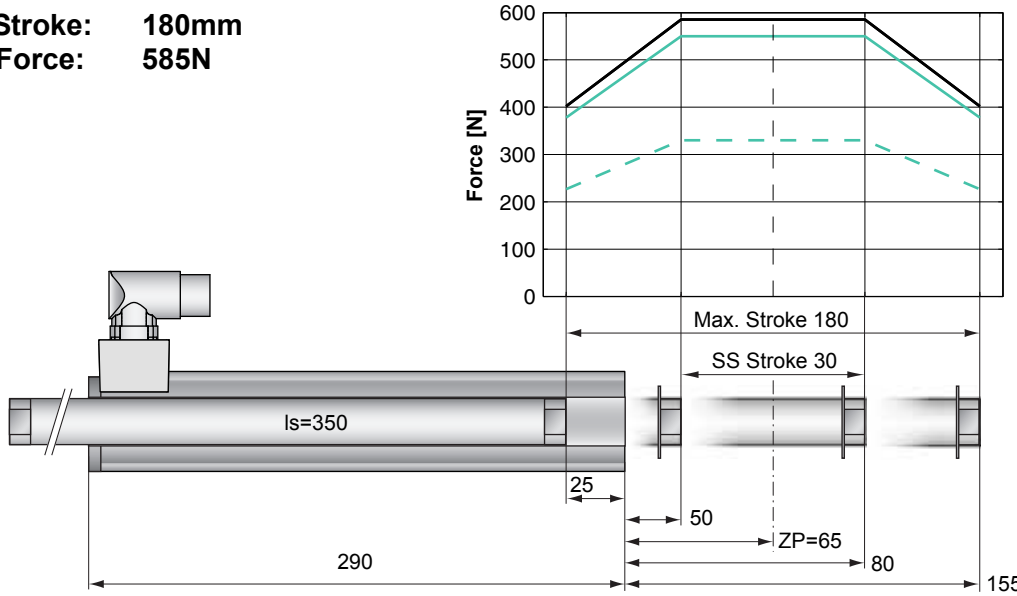
P01-48x240/1080x1230 156

P01-48x240/1290x1440 158

P01-48x240/1500x1650 160

P01-48x240/1680x1830 162

Max. Stroke: 180mm
Peak Force: 585N



Standard Winding:
 — E1100-XC, 72VDC
 — E1100-HC, 72VDC

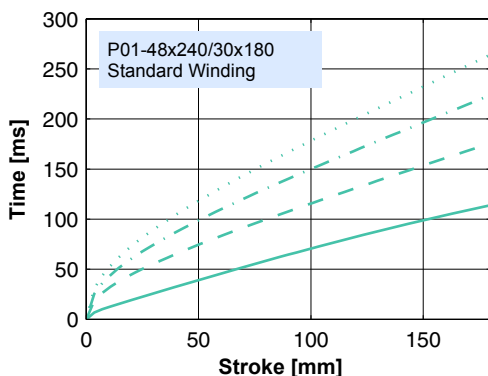
Fast Winding:
 — E1100-XC, 72VDC
 - - E1100-HC, 72VDC

Dimensions in mm

Motor Specification

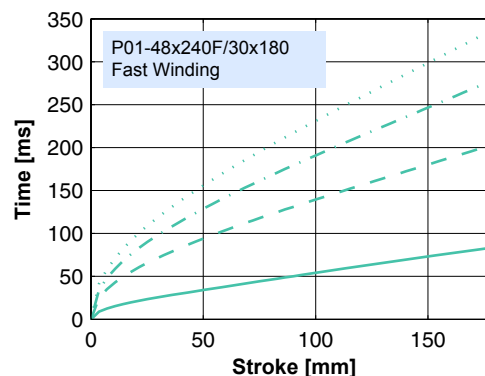
	P01-	Standard Winding	Fast Winding
		48x240/30x180-C	48x240F/30x180-C
Extended Stroke ES	mm (in)	180 (7.09)	180 (7.09)
Standard Stroke SS	mm (in)	30 (1.18)	30 (1.18)
Peak Force E1100-XC	N (lbf)	585 (131.5)	550 (123.6)
Peak Force E1100-HC	N (lbf)	585 (131.5)	330 (74.2)
Cont. Force	N (lbf)	145 (32.5)	145 (32.6)
Cont. Force Fan cooling	N (lbf)	258 (58.0)	255 (57.3)
Border Force	%	69	69
Force Constant	N/A (lbf/A)	39.0 (8.77)	22.0 (4.95)
Max. Current @ 72VDC	A	15.0	26.0
Max. Current @ 48VDC	A	12.7	26.0
Max. Velocity @ 72VDC	m/s (in/s)	1.7 (67)	3.0 (119)
Max. Velocity @ 48VDC	m/s (in/s)	1.1 (45)	2.0 (79)
Phase Resist. 25/80 °C	Ohm	3.1/3.7	1.0/1.2
Phase Inductance	mH	3.1	1.0
Thermal Resistance	°K/W	1.1	1.1
Thermal Time Const.	sec	3000	3000
Stator Diameter	mm (in)	48 (1.89)	48 (1.89)
Stator Length	mm (in)	290 (11.40)	290 (11.40)
Stator Mass	g (lb)	1930 (4.25)	1930 (4.25)
Slider Diameter	mm (in)	28 (1.10)	28 (1.10)
Slider Length	mm (in)	350 (13.78)	350 (13.78)
Slider Mass	g (lb)	1460 (3.22)	1460 (3.22)
Position Repeatability	mm (in)	±0.05 (±0.0020)	±0.05 (±0.0020)
Linearity	%	±0.25	±0.25
Repeatability with EPS	mm (in)	±0.01 (±0.0004)	±0.01 (±0.0004)
Linearity with EPS	mm (in)	±0.01 (±0.0004)	±0.01 (±0.0004)

Position-Time Diagram



..... 30.0 kg
 - - - - 20.0 kg
 - · - · 10.0 kg
 ——— 0.0 kg

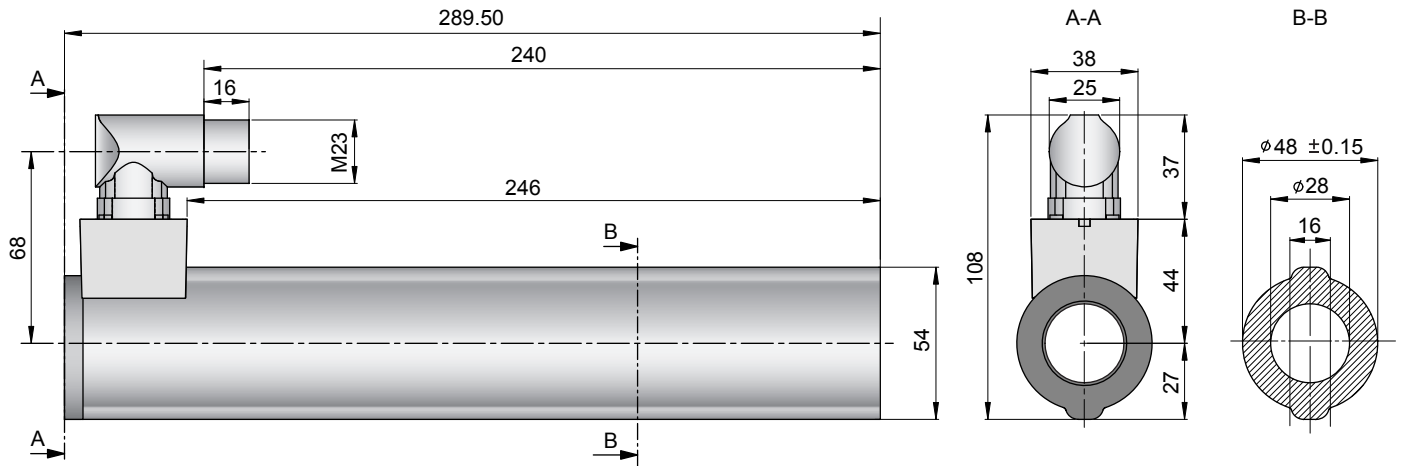
Moving Slider



..... 30.0 kg
 - - - - 20.0 kg
 - · - · 10.0 kg
 ——— 0.0 kg

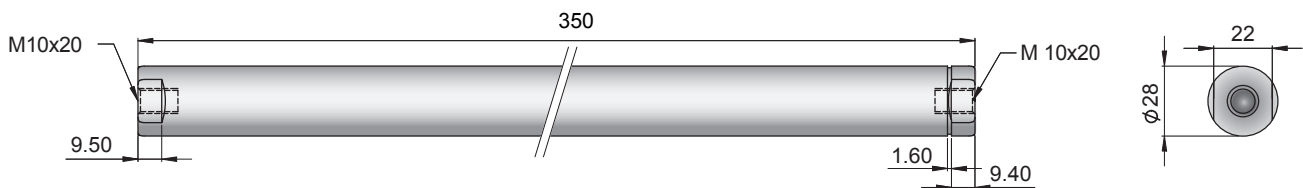
Moving Slider

Connector Type



Linear Motor		Stator		Slider	
Type	Art.No	Type	Art. No.	Type	Art No.
P01-48x240/30x180-C	-->	PS01-48x240-C	0150-1219	& PL01-28x350/270	0150-1380
P01-48x240F/30x180-C	-->	PS01-48x240F-C	0150-1220	& PL01-28x350/270	0150-1380

Slider



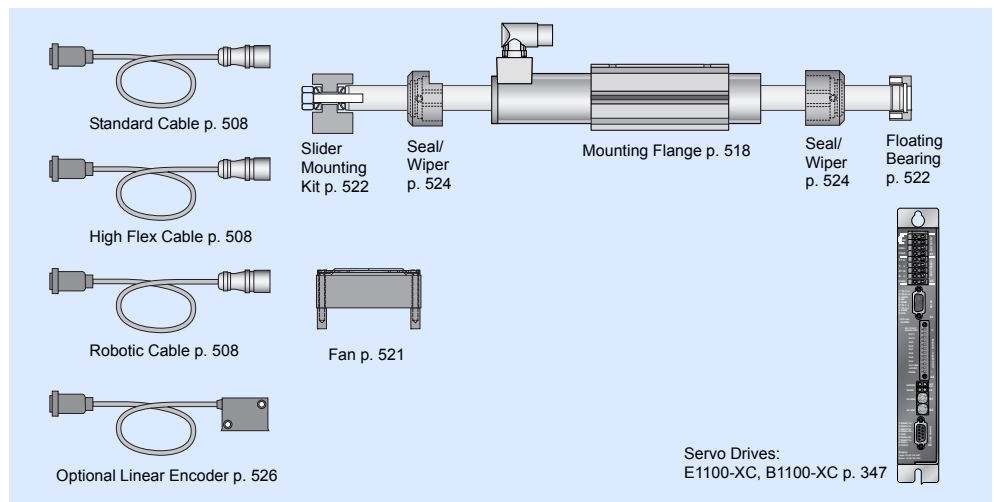
Standard Type	Slider Standard	PL01-28x350/270	0150-1380
Special Sliders	Heavy Duty Slider with WC/C-Coating	PL02-28x350/270	0150-1411
	Hollow Slider hole diameter 8.5mm	PL01-28x350/270-L	0150-1475
	High Clearance Slider d=27mm, m=1360g	PL01-27x350/270	0150-1467

Connectors

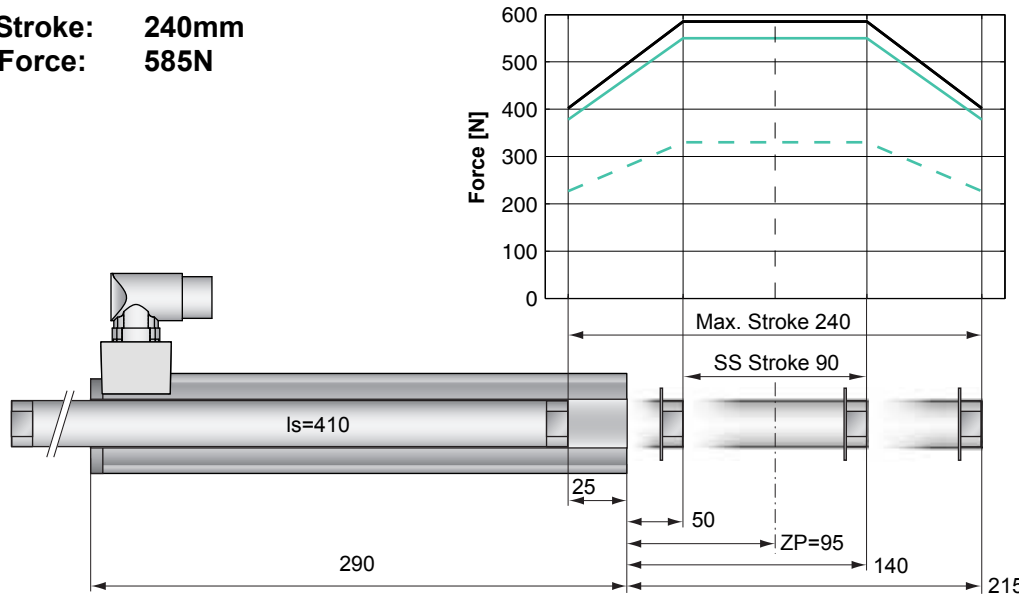
Motor Connector Wiring

Motor Connector Wiring		P01-48...-C
Ph 1+	red	A
Ph 1-	pink	B
Ph 2+	blue	C
Ph 2-	grey	D
+5VDC	white	E
GND	inner Shield	F
Sine	yellow	G
Cosine	green	H
Temp.	black	L
Shield	outer Shield	Case

Accessoires



Max. Stroke: 240mm
Peak Force: 585N

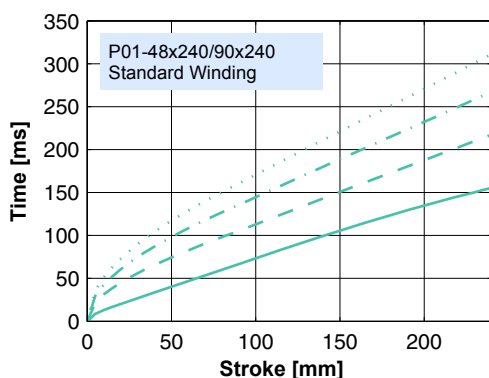


Dimensions in mm

Motor Specification

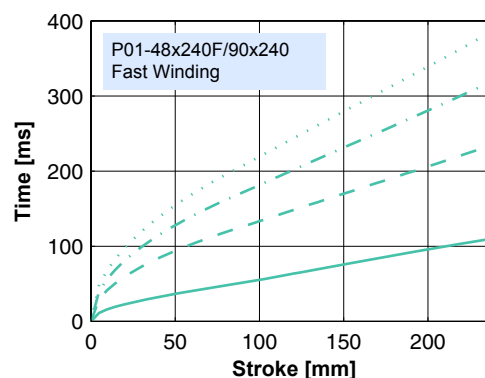
P01-		Standard Winding	Fast Winding
		48x240/90x240-C	48x240F/90x240-C
Extended Stroke ES	mm (in)	240 (9.45)	240 (9.45)
Standard Stroke SS	mm (in)	90 (3.54)	90 (3.54)
Peak Force E1100-XC	N (lbf)	585 (131.5)	550 (123.6)
Peak Force E1100-HC	N (lbf)	585 (131.5)	330 (74.2)
Cont. Force	N (lbf)	145 (32.5)	145 (32.6)
Cont. Force Fan cooling	N (lbf)	258 (58.0)	255 (57.3)
Border Force	%	69	69
Force Constant	N/A (lbf/A)	39.0 (8.77)	22.0 (4.95)
Max. Current @ 72VDC	A	15.0	26.0
Max. Current @ 48VDC	A	12.7	26.0
Max. Velocity @ 72VDC	m/s (in/s)	1.7 (67)	3.0 (119)
Max. Velocity @ 48VDC	m/s (in/s)	1.1 (45)	2.0 (79)
Phase Resist. 25/80 °C	Ohm	3.1/3.7	1.0/1.2
Phase Inductance	mH	3.1	1.0
Thermal Resistance	°K/W	1.1	1.1
Thermal Time Const.	sec	3000	3000
Stator Diameter	mm (in)	48 (1.89)	48 (1.89)
Stator Length	mm (in)	290 (11.40)	290 (11.40)
Stator Mass	g (lb)	1930 (4.25)	1930 (4.25)
Slider Diameter	mm (in)	28 (1.10)	28 (1.10)
Slider Length	mm (in)	410 (16.14)	410 (16.14)
Slider Mass	g (lb)	1740 (3.84)	1740 (3.84)
Position Repeatability	mm (in)	±0.05 (±0.0020)	±0.05 (±0.0020)
Linearity	%	±0.20	±0.20
Repeatability with EPS	mm (in)	±0.01 (±0.0004)	±0.01 (±0.0004)
Linearity with EPS	mm (in)	±0.01 (±0.0004)	±0.01 (±0.0004)

Position-Time Diagram



30.0 kg
 20.0 kg
 10.0 kg
 0.0 kg

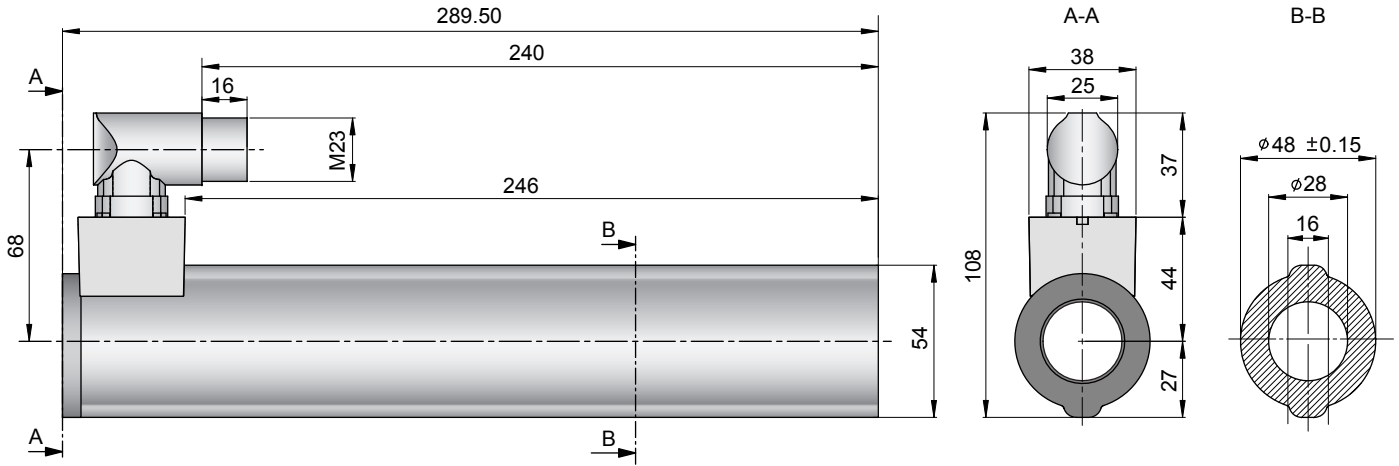
Moving Slider



30.0 kg
 20.0 kg
 10.0 kg
 0.0 kg

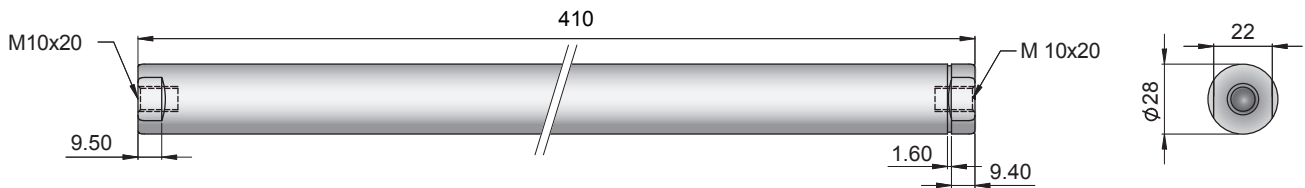
Moving Slider

Connector Type



Linear Motor		Stator		Slider	
Type	Art.No	Type	Art. No.	Type	Art No.
P01-48x240/90x240-C	-->	PS01-48x240-C	0150-1219	& PL01-28x410/330	0150-1381
P01-48x240F/90x240-C	-->	PS01-48x240F-C	0150-1220	& PL01-28x410/330	0150-1381

Slider



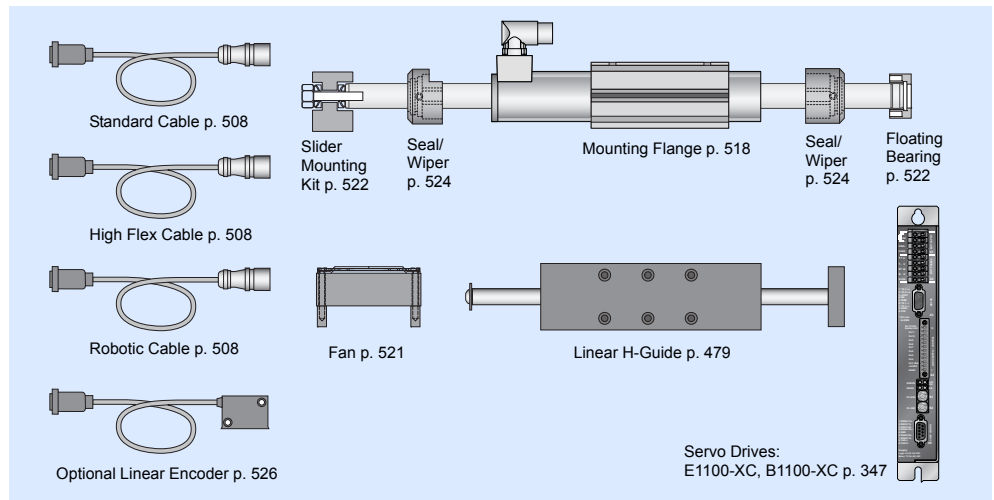
Standard Type	Slider Standard	PL01-28x410/330	0150-1381
Special Sliders	Heavy Duty Slider with WC/C-Coating	PL02-28x410/330	0150-1412
	Hollow Slider hole diameter 8.5mm	PL01-28x410/330-L	0150-1476
	High Clearance Slider d=27mm, m=1620g	PL01-27x410/330	0150-1468

Connectors

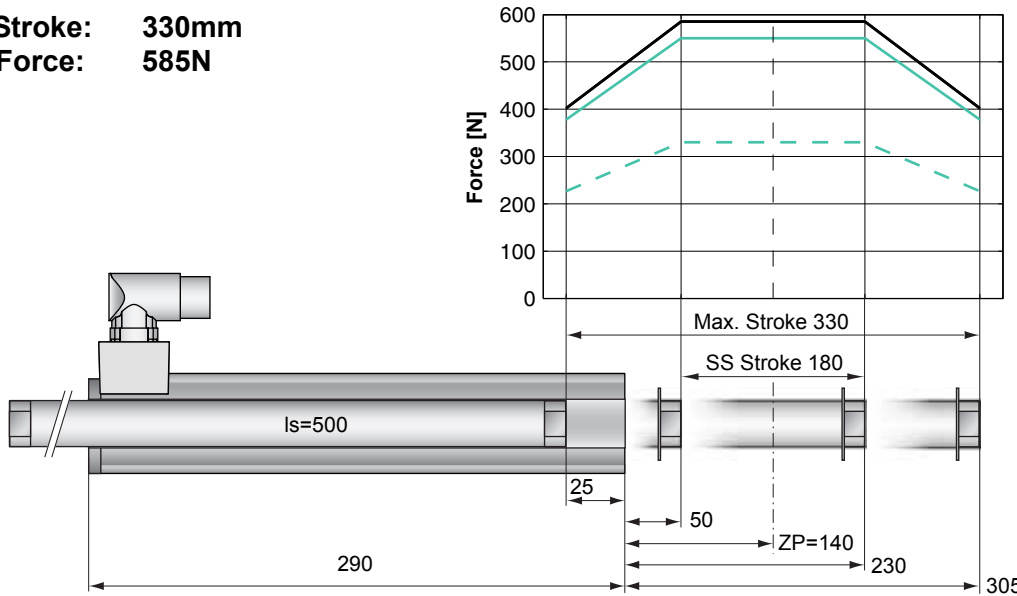
Motor Connector Wiring

		P01-48...-C
Ph 1+	red	A
Ph 1-	pink	B
Ph 2+	blue	C
Ph 2-	grey	D
+5VDC	white	E
GND	inner Shield	F
Sine	yellow	G
Cosine	green	H
Temp.	black	L
Shield	outer Shield	Case

Accessoires



Max. Stroke: 330mm
Peak Force: 585N



Standard Winding:
 — E1100-XC, 72VDC
 — E1100-HC, 72VDC

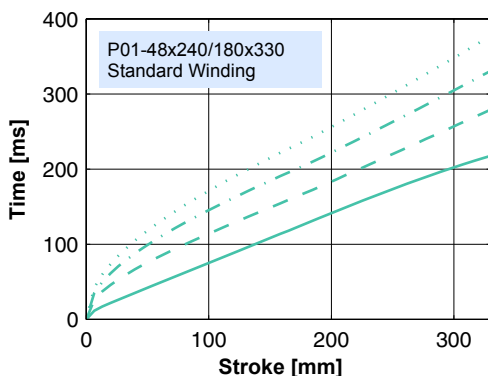
Fast Winding:
 — E1100-XC, 72VDC
 - - - E1100-HC, 72VDC

Dimensions in mm

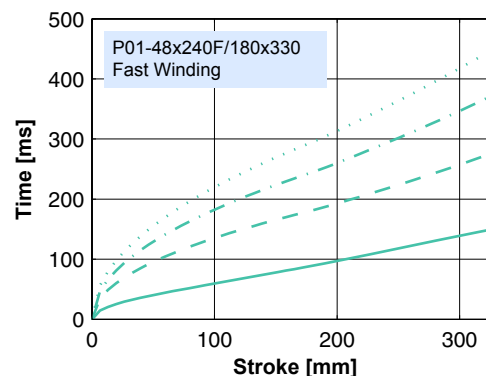
Motor Specification

	P01-	Standard Winding	Fast Winding
		48x240/180x330-C	48x240F/180x330-C
Extended Stroke ES	mm (in)	330 (12.99)	330 (12.99)
Standard Stroke SS	mm (in)	180 (7.09)	180 (7.09)
Peak Force E1100-XC	N (lbf)	585 (131.5)	550 (123.6)
Peak Force E1100-HC	N (lbf)	585 (131.5)	330 (74.2)
Cont. Force	N (lbf)	145 (32.5)	145 (32.6)
Cont. Force Fan cooling	N (lbf)	258 (58.0)	255 (57.3)
Border Force	%	69	69
Force Constant	N/A (lbf/A)	39.0 (8.77)	22.0 (4.95)
Max. Current @ 72VDC	A	15.0	26.0
Max. Current @ 48VDC	A	12.7	26.0
Max. Velocity @ 72VDC	m/s (in/s)	1.7 (67)	3.0 (119)
Max. Velocity @ 48VDC	m/s (in/s)	1.1 (45)	2.0 (79)
Phase Resist. 25/80 °C	Ohm	3.1/3.7	1.0/1.2
Phase Inductance	mH	3.1	1.0
Thermal Resistance	°K/W	1.1	1.1
Thermal Time Const.	sec	3000	3000
Stator Diameter	mm (in)	48 (1.89)	48 (1.89)
Stator Length	mm (in)	290 (11.40)	290 (11.40)
Stator Mass	g (lb)	1930 (4.25)	1930 (4.25)
Slider Diameter	mm (in)	28 (1.10)	28 (1.10)
Slider Length	mm (in)	500 (19.69)	500 (19.69)
Slider Mass	g (lb)	2160 (4.76)	2160 (4.76)
Position Repeatability	mm (in)	±0.05 (±0.0020)	±0.05 (±0.0020)
Linearity	%	±0.15	±0.15
Repeatability with EPS	mm (in)	±0.01 (±0.0004)	±0.01 (±0.0004)
Linearity with EPS	mm (in)	±0.01 (±0.0004)	±0.01 (±0.0004)

Position-Time Diagram

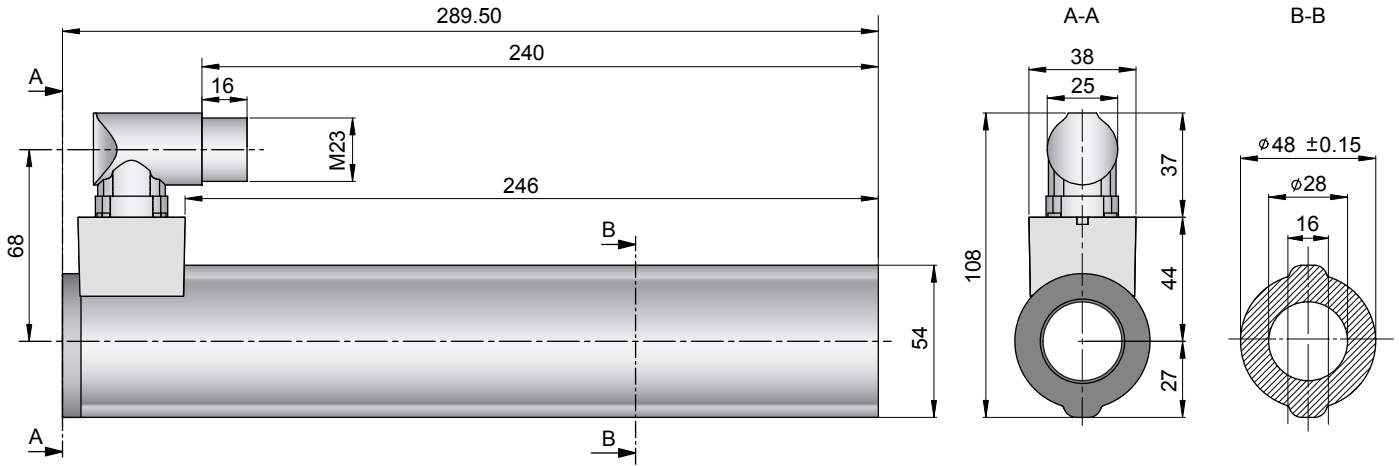


Moving Slider



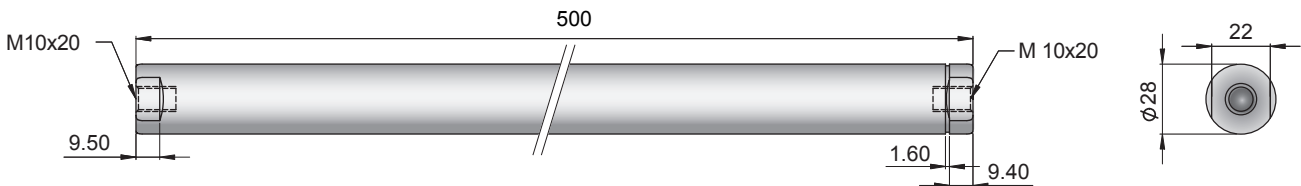
Moving Slider

Connector Type



Linear Motor		Stator		Slider	
Type	Art.No	Type	Art. No.	Type	Art No.
P01-48x240/180x330-C	-->	PS01-48x240-C	0150-1219	& PL01-28x500/420	0150-1382
P01-48x240F/180x330-C	-->	PS01-48x240F-C	0150-1220	& PL01-28x500/420	0150-1382

Slider



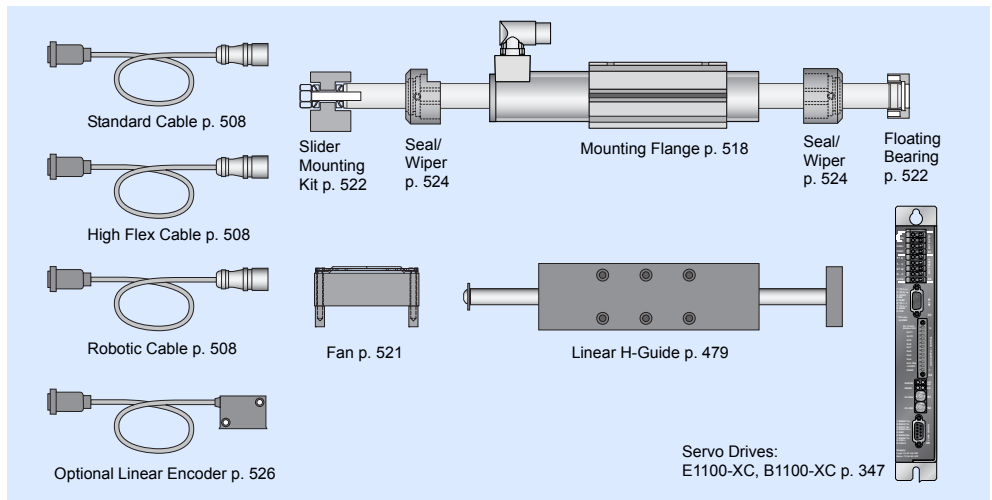
Standard Type	Slider Standard	PL01-28x500/420	0150-1382
Special Sliders	Heavy Duty Slider with WC/C-Coating	PL02-28x500/420	0150-1413
	Hollow Slider hole diameter 8.5mm	PL01-28x500/420-L	0150-1480
	High Clearance Slider d=27mm, m=2010g	PL01-27x500/420	0150-1469

Connectors

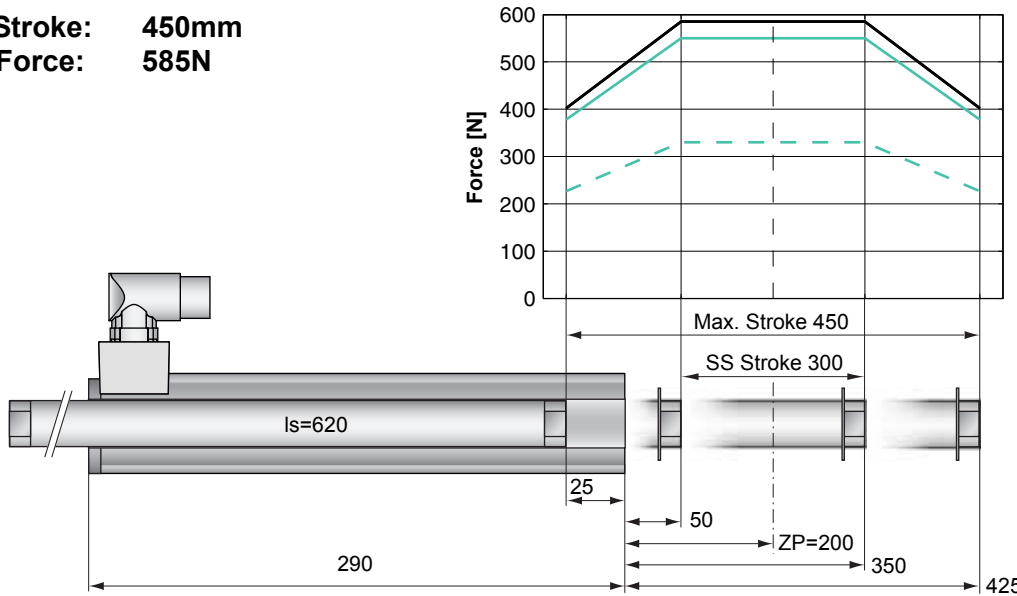
Motor Connector Wiring

		P01-48...-C
Ph 1+	red	A
Ph 1-	pink	B
Ph 2+	blue	C
Ph 2-	grey	D
+5VDC	white	E
GND	inner Shield	F
Sine	yellow	G
Cosine	green	H
Temp.	black	L
Shield	outer Shield	Case

Accessoires



Max. Stroke: 450mm
Peak Force: 585N

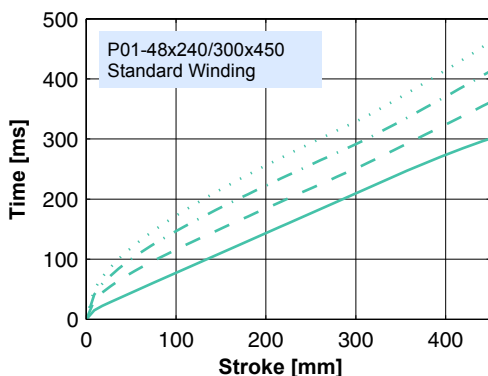


Dimensions in mm

Motor Specification

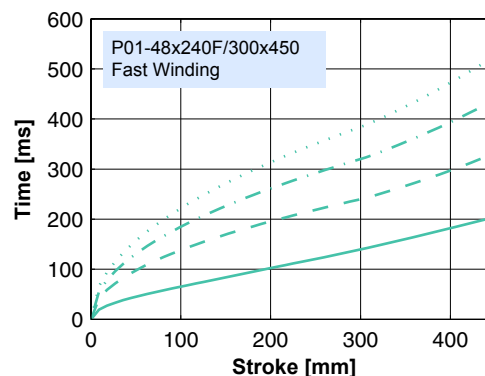
	P01-	Standard Winding	Fast Winding
		48x240/300x450-C	48x240F/300x450-C
Extended Stroke ES	mm (in)	450 (17.72)	450 (17.72)
Standard Stroke SS	mm (in)	300 (11.81)	300 (11.81)
Peak Force E1100-XC	N (lbf)	585 (131.5)	550 (123.6)
Peak Force E1100-HC	N (lbf)	585 (131.5)	330 (74.2)
Cont. Force	N (lbf)	145 (32.5)	145 (32.6)
Cont. Force Fan cooling	N (lbf)	258 (58.0)	255 (57.3)
Border Force	%	69	69
Force Constant	N/A (lbf/A)	39.0 (8.77)	22.0 (4.95)
Max. Current @ 72VDC	A	15.0	26.0
Max. Current @ 48VDC	A	12.7	26.0
Max. Velocity @ 72VDC	m/s (in/s)	1.7 (67)	3.0 (119)
Max. Velocity @ 48VDC	m/s (in/s)	1.1 (45)	2.0 (79)
Phase Resist. 25/80 °C	Ohm	3.1/3.7	1.0/1.2
Phase Inductance	mH	3.1	1.0
Thermal Resistance	°K/W	1.1	1.1
Thermal Time Const.	sec	3000	3000
Stator Diameter	mm (in)	48 (1.89)	48 (1.89)
Stator Length	mm (in)	290 (11.40)	290 (11.40)
Stator Mass	g (lb)	1930 (4.25)	1930 (4.25)
Slider Diameter	mm (in)	28 (1.10)	28 (1.10)
Slider Length	mm (in)	620 (24.41)	620 (24.41)
Slider Mass	g (lb)	2720 (6.00)	2720 (6.00)
Position Repeatability	mm (in)	±0.05 (±0.0020)	±0.05 (±0.0020)
Linearity	%	±0.15	±0.15
Repeatability with EPS	mm (in)	±0.01 (±0.0004)	±0.01 (±0.0004)
Linearity with EPS	mm (in)	±0.01 (±0.0004)	±0.01 (±0.0004)

Position-Time Diagram



30.0 kg
 20.0 kg
 10.0 kg
 0.0 kg

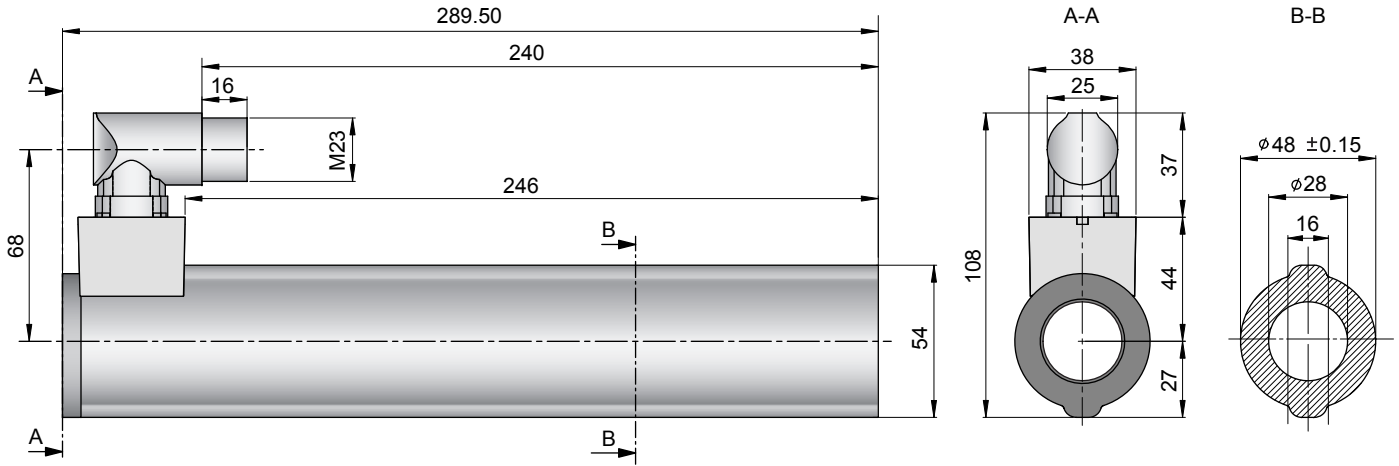
Moving Slider



30.0 kg
 20.0 kg
 10.0 kg
 0.0 kg

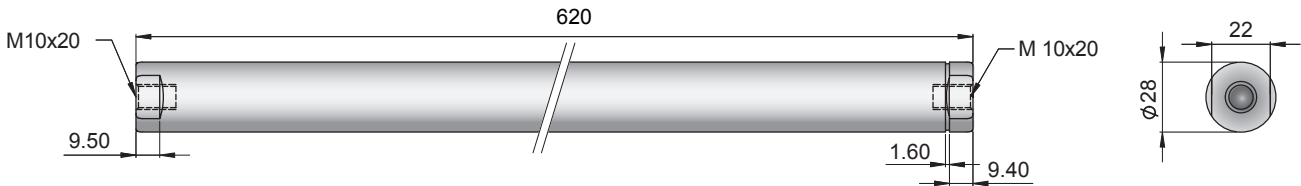
Moving Slider

Connector Type



Linear Motor		Stator		Slider	
Type	Art.No	Type	Art. No.	Type	Art No.
P01-48x240/300x450-C	-->	PS01-48x240-C	0150-1219	& PL01-28x620/540	0150-1383
P01-48x240F/300x450-C	-->	PS01-48x240F-C	0150-1220	& PL01-28x620/540	0150-1383

Slider



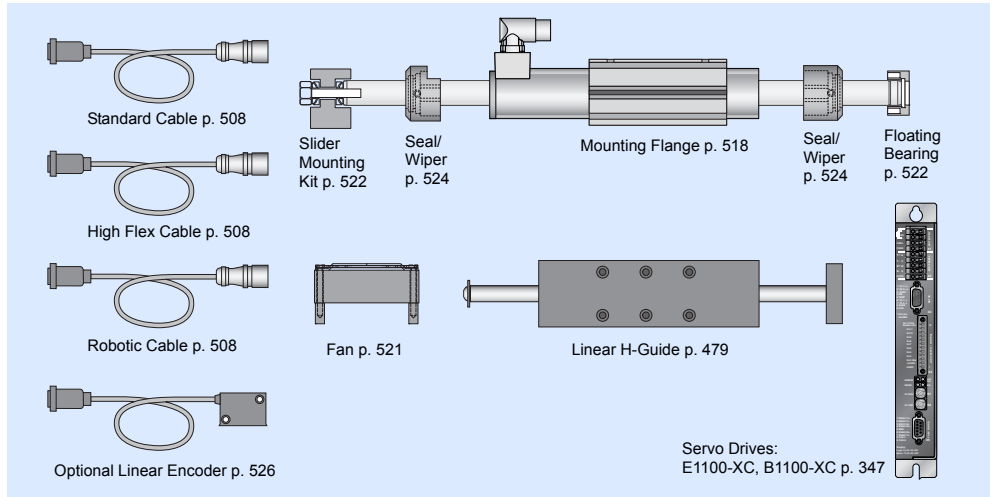
Standard Type	Slider Standard	PL01-28x620/540	0150-1383
Special Sliders	Heavy Duty Slider with WC/C-Coating	PL02-28x620/540	0150-1414
	Hollow Slider hole diameter 8.5mm	PL01-28x620/540-L	0150-1481
	High Clearance Slider d=27mm, m=2530g	PL01-27x620/540	0150-1470

Connectors

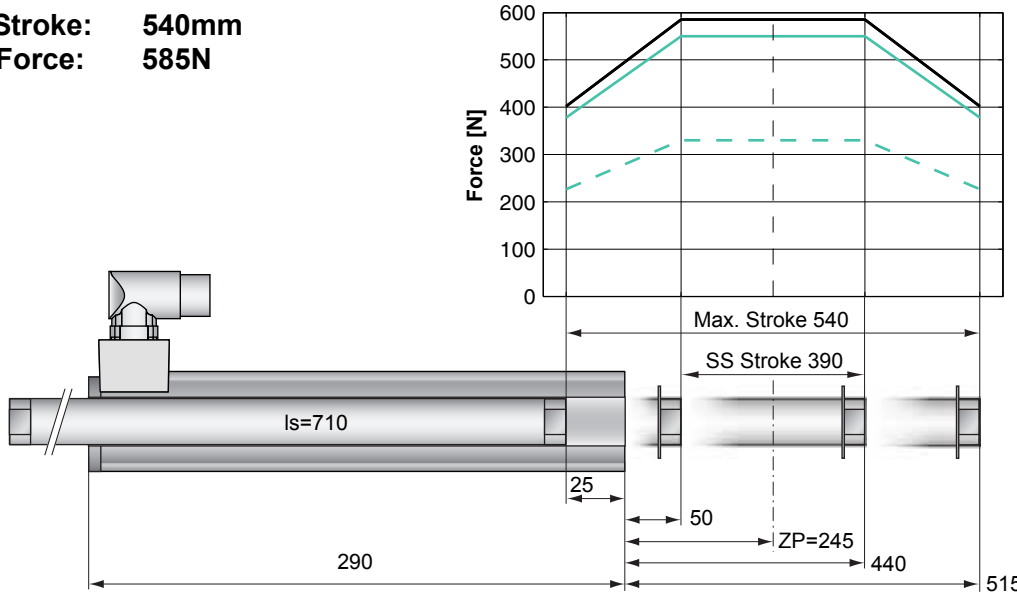
Motor Connector Wiring

		P01-48...-C
Ph 1+	red	A
Ph 1-	pink	B
Ph 2+	blue	C
Ph 2-	grey	D
+5VDC	white	E
GND	inner Shield	F
Sine	yellow	G
Cosine	green	H
Temp.	black	L
Shield	outer Shield	Case

Accessoires



Max. Stroke: 540mm
Peak Force: 585N

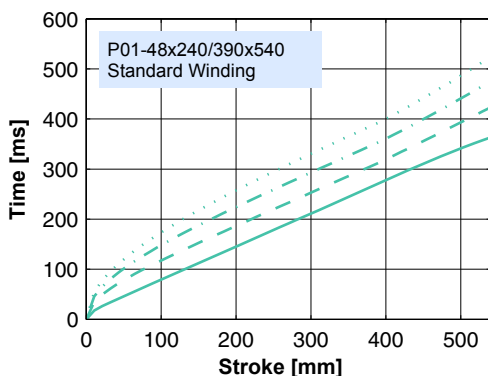


Dimensions in mm

Motor Specification

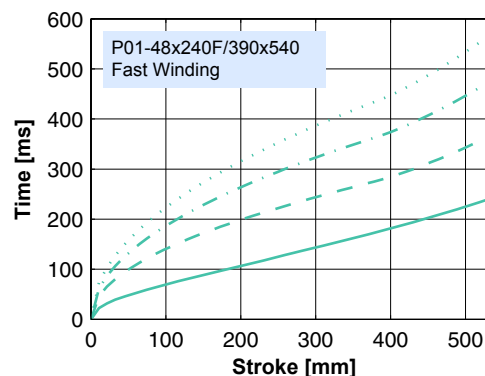
P01-		Standard Winding	Fast Winding
		48x240/390x540-C	48x240F/390x540-C
Extended Stroke ES	mm (in)	540 (21.26)	540 (21.26)
Standard Stroke SS	mm (in)	390 (15.35)	390 (15.35)
Peak Force E1100-XC	N (lbf)	585 (131.5)	550 (123.6)
Peak Force E1100-HC	N (lbf)	585 (131.5)	330 (74.2)
Cont. Force	N (lbf)	145 (32.5)	145 (32.6)
Cont. Force Fan cooling	N (lbf)	258 (58.0)	255 (57.3)
Border Force	%	69	69
Force Constant	N/A (lbf/A)	39.0 (8.77)	22.0 (4.95)
Max. Current @ 72VDC	A	15.0	26.0
Max. Current @ 48VDC	A	12.7	26.0
Max. Velocity @ 72VDC	m/s (in/s)	1.7 (67)	3.0 (119)
Max. Velocity @ 48VDC	m/s (in/s)	1.1 (45)	2.0 (79)
Phase Resist. 25/80 °C	Ohm	3.1/3.7	1.0/1.2
Phase Inductance	mH	3.1	1.0
Thermal Resistance	°K/W	1.1	1.1
Thermal Time Const.	sec	3000	3000
Stator Diameter	mm (in)	48 (1.89)	48 (1.89)
Stator Length	mm (in)	290 (11.40)	290 (11.40)
Stator Mass	g (lb)	1930 (4.25)	1930 (4.25)
Slider Diameter	mm (in)	28 (1.10)	28 (1.10)
Slider Length	mm (in)	710 (27.95)	710 (27.95)
Slider Mass	g (lb)	3140 (6.92)	3140 (6.92)
Position Repeatability	mm (in)	±0.05 (±0.0020)	±0.05 (±0.0020)
Linearity	%	±0.15	±0.15
Repeatability with EPS	mm (in)	±0.01 (±0.0004)	±0.01 (±0.0004)
Linearity with EPS	mm (in)	±0.01 (±0.0004)	±0.01 (±0.0004)

Position-Time Diagram



30.0 kg
 20.0 kg
 10.0 kg
 0.0 kg

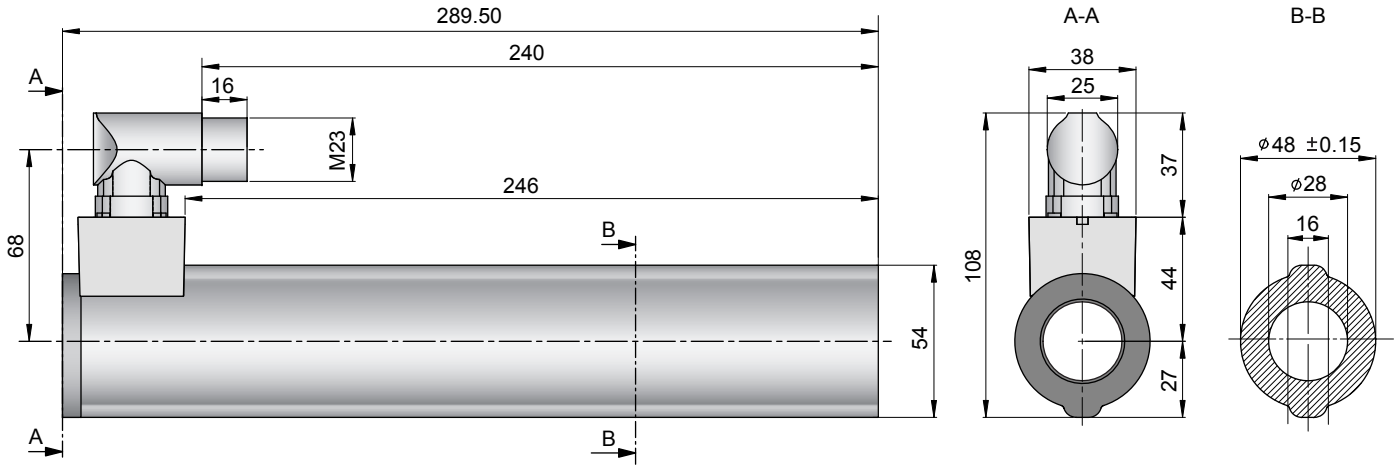
Moving Slider



30.0 kg
 20.0 kg
 10.0 kg
 0.0 kg

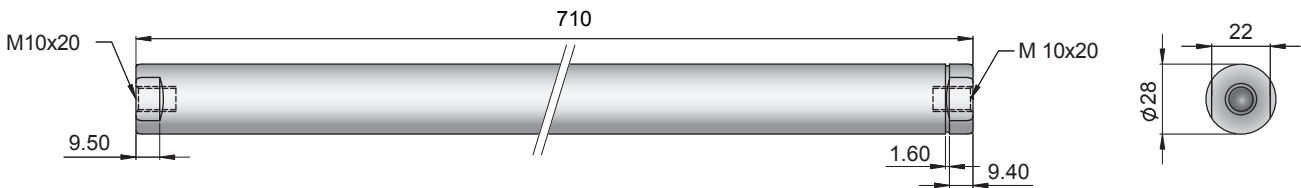
Moving Slider

Connector Type



Linear Motor		Stator		Slider	
Type	Art.No	Type	Art. No.	Type	Art No.
P01-48x240/390x540-C	-->	PS01-48x240-C	0150-1219	& PL01-28x710/630	0150-1384
P01-48x240F/390x540-C	-->	PS01-48x240F-C	0150-1220	& PL01-28x710/630	0150-1384

Slider



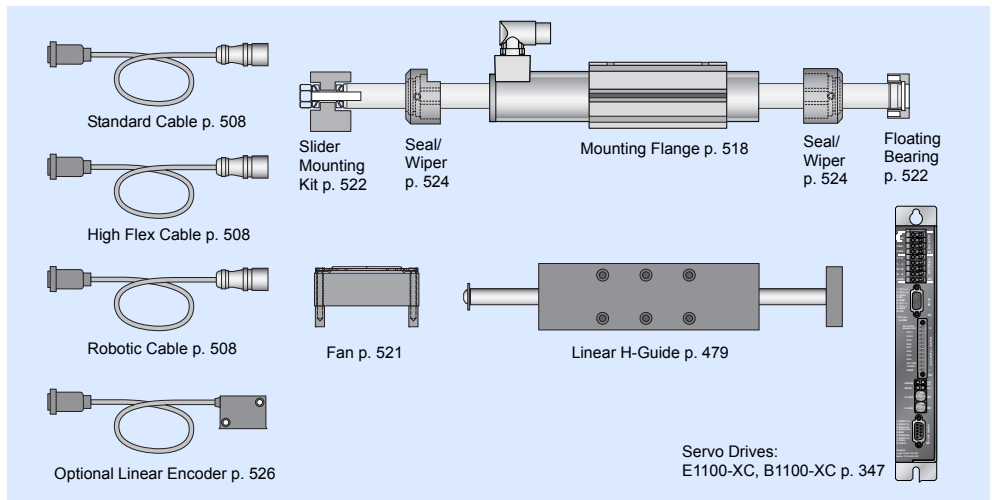
Standard Type	Slider Standard	PL01-28x710/630	0150-1384
Special Sliders	Heavy Duty Slider with WC/C-Coating	PL02-28x710/630	0150-1415
	Hollow Slider hole diameter 8.5mm	PL01-28x710/630-L	0150-1482
	High Clearance Slider d=27mm, m=2920g	PL01-27x710/630	0150-1471

Connectors

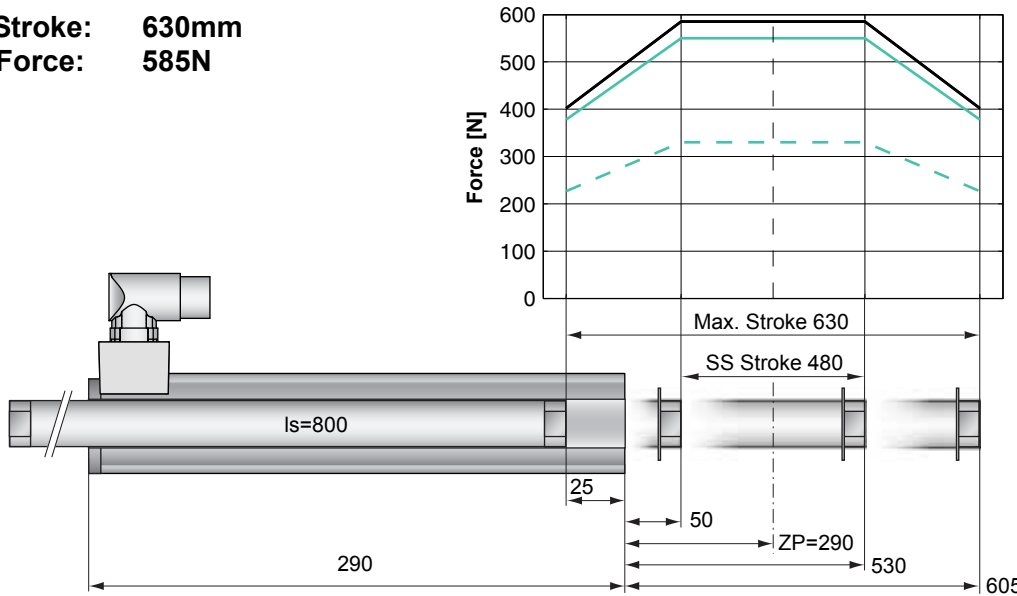
Motor Connector Wiring

		P01-48...-C
Ph 1+	red	A
Ph 1-	pink	B
Ph 2+	blue	C
Ph 2-	grey	D
+5VDC	white	E
GND	inner Shield	F
Sine	yellow	G
Cosine	green	H
Temp.	black	L
Shield	outer Shield	Case

Accessoires



Max. Stroke: 630mm
Peak Force: 585N



Standard Winding:
 — E1100-XC, 72VDC
 — E1100-HC, 72VDC

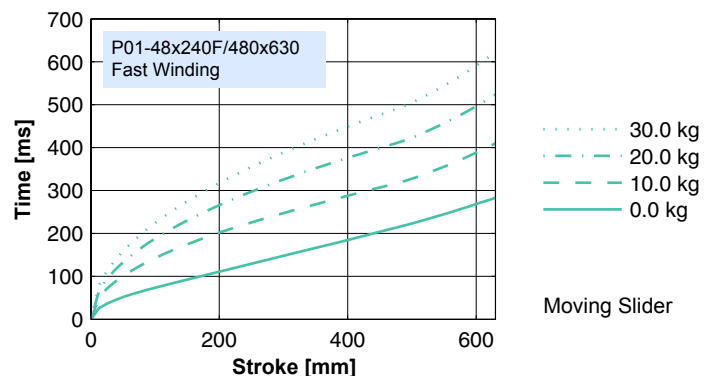
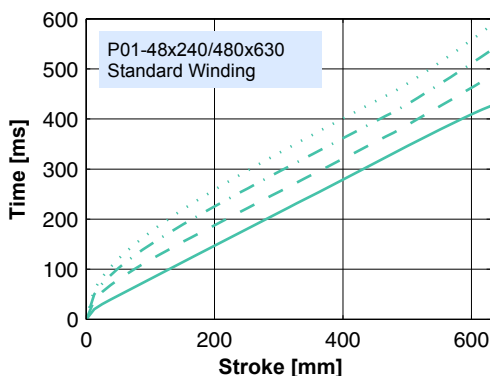
Fast Winding:
 — E1100-XC, 72VDC
 - - E1100-HC, 72VDC

Dimensions in mm

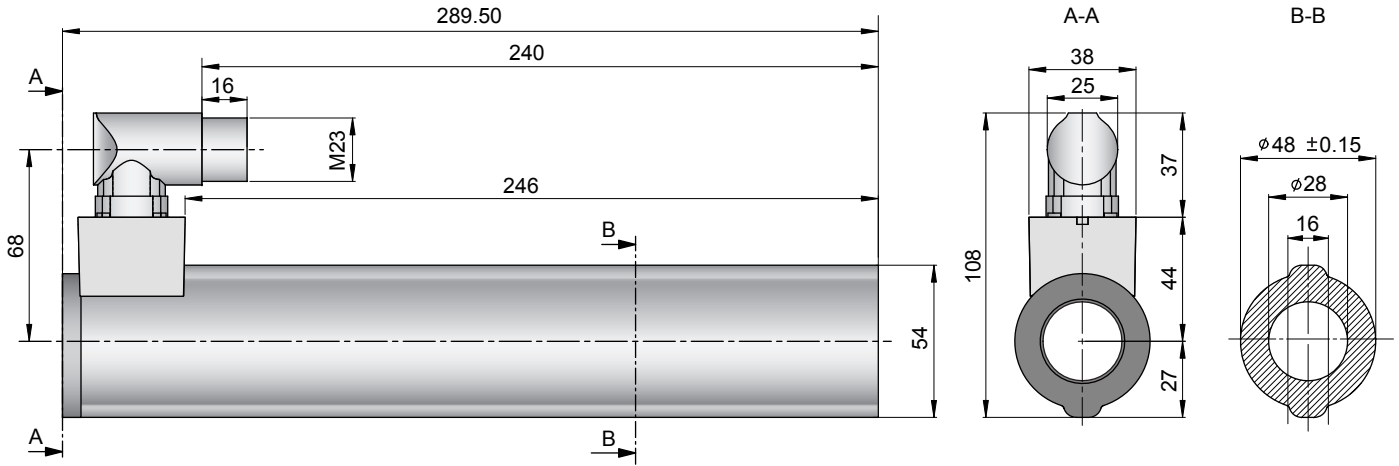
Motor Specification

	P01-	Standard Winding	Fast Winding
		48x240/480x630-C	48x240F/480x630-C
Extended Stroke ES	mm (in)	630 (24.80)	630 (24.80)
Standard Stroke SS	mm (in)	480 (18.90)	480 (18.90)
Peak Force E1100-XC	N (lbf)	585 (131.5)	550 (123.6)
Peak Force E1100-HC	N (lbf)	585 (131.5)	330 (74.2)
Cont. Force	N (lbf)	145 (32.5)	145 (32.6)
Cont. Force Fan cooling	N (lbf)	258 (58.0)	255 (57.3)
Border Force	%	69	69
Force Constant	N/A (lbf/A)	39.0 (8.77)	22.0 (4.95)
Max. Current @ 72VDC	A	15.0	26.0
Max. Current @ 48VDC	A	12.7	26.0
Max. Velocity @ 72VDC	m/s (in/s)	1.7 (67)	3.0 (119)
Max. Velocity @ 48VDC	m/s (in/s)	1.1 (45)	2.0 (79)
Phase Resist. 25/80 °C	Ohm	3.1/3.7	1.0/1.2
Phase Inductance	mH	3.1	1.0
Thermal Resistance	°K/W	1.1	1.1
Thermal Time Const.	sec	3000	3000
Stator Diameter	mm (in)	48 (1.89)	48 (1.89)
Stator Length	mm (in)	290 (11.40)	290 (11.40)
Stator Mass	g (lb)	1930 (4.25)	1930 (4.25)
Slider Diameter	mm (in)	28 (1.10)	28 (1.10)
Slider Length	mm (in)	800 (31.50)	800 (31.50)
Slider Mass	g (lb)	3560 (7.85)	3560 (7.85)
Position Repeatability	mm (in)	±0.05 (±0.0020)	±0.05 (±0.0020)
Linearity	%	±0.10	±0.10
Repeatability with EPS	mm (in)	±0.01 (±0.0004)	±0.01 (±0.0004)
Linearity with EPS	mm (in)	±0.01 (±0.0004)	±0.01 (±0.0004)

Position-Time Diagram

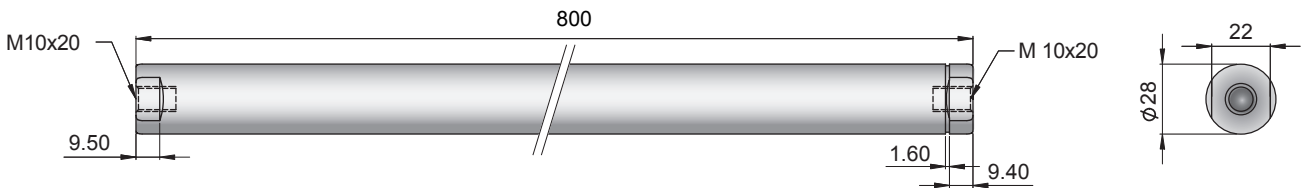


Connector Type



Linear Motor		Stator		Slider	
Type	Art.No	Type	Art. No.	Type	Art No.
P01-48x240/480x630-C	-->	PS01-48x240-C	0150-1219	& PL01-28x800/720	0150-1385
P01-48x240F/480x630-C	-->	PS01-48x240F-C	0150-1220	& PL01-28x800/720	0150-1385

Slider



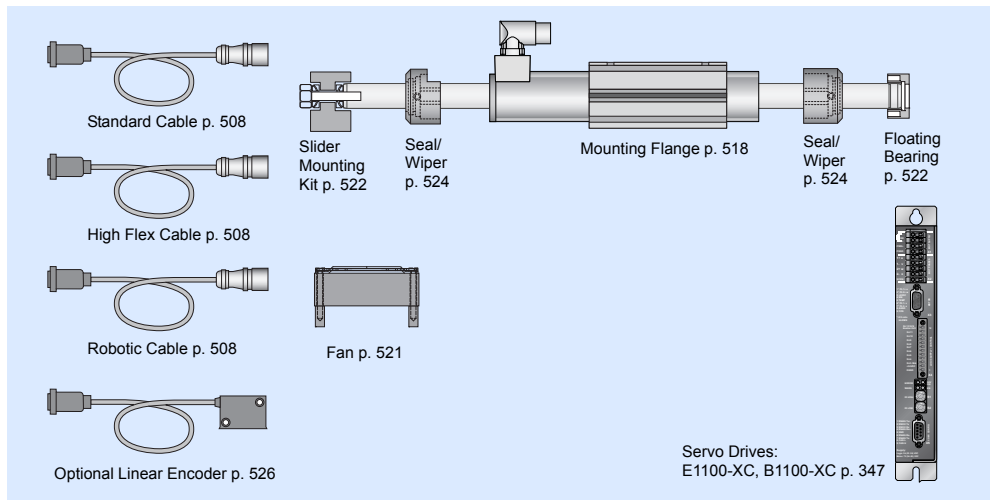
Standard Type	Slider Standard	PL01-28x800/720	0150-1385
Special Sliders	Heavy Duty Slider with WC/C-Coating	PL02-28x800/720	0150-1416
	Hollow Slider hole diameter 8.5mm	PL01-28x800/720-L	0150-1483

Connectors

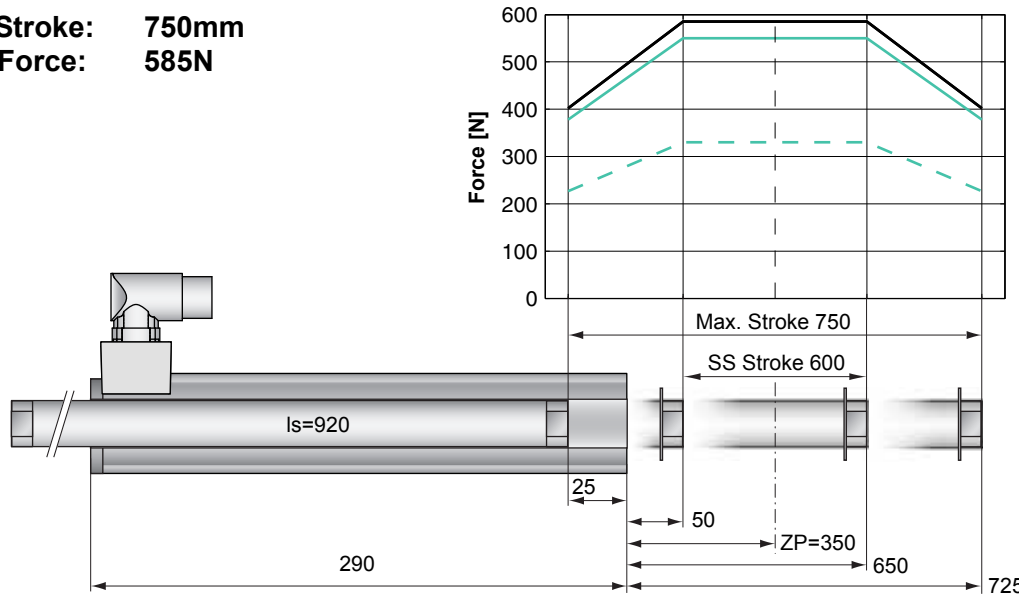
Motor Connector Wiring

		P01-48...-C
Ph 1+	red	A
Ph 1-	pink	B
Ph 2+	blue	C
Ph 2-	grey	D
+5VDC	white	E
GND	inner Shield	F
Sine	yellow	G
Cosine	green	H
Temp.	black	L
Shield	outer Shield	Case

Accessoires



Max. Stroke: 750mm
Peak Force: 585N

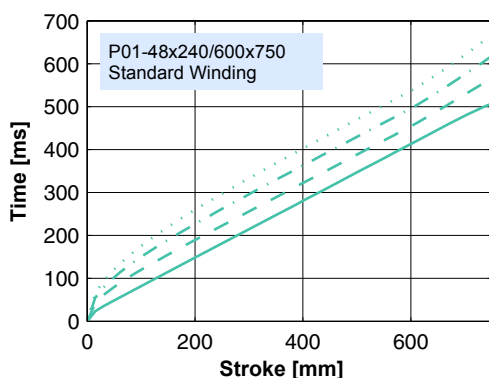


Dimensions in mm

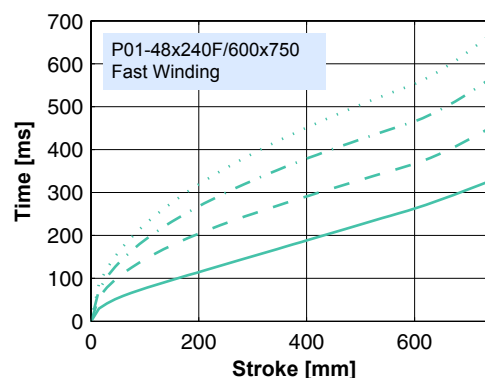
Motor Specification

P01-		Standard Winding	Fast Winding
		48x240/600x750-C	48x240F/600x750-C
Extended Stroke ES	mm (in)	750 (29.53)	750 (29.53)
Standard Stroke SS	mm (in)	600 (23.62)	600 (23.62)
Peak Force E1100-XC	N (lbf)	585 (131.5)	550 (123.6)
Peak Force E1100-HC	N (lbf)	585 (131.5)	330 (74.2)
Cont. Force	N (lbf)	145 (32.5)	145 (32.6)
Cont. Force Fan cooling	N (lbf)	258 (58.0)	255 (57.3)
Border Force	%	69	69
Force Constant	N/A (lbf/A)	39.0 (8.77)	22.0 (4.95)
Max. Current @ 72VDC	A	15.0	26.0
Max. Current @ 48VDC	A	12.7	26.0
Max. Velocity @ 72VDC	m/s (in/s)	1.7 (67)	3.0 (119)
Max. Velocity @ 48VDC	m/s (in/s)	1.1 (45)	2.0 (79)
Phase Resist. 25/80 °C	Ohm	3.1/3.7	1.0/1.2
Phase Inductance	mH	3.1	1.0
Thermal Resistance	°K/W	1.1	1.1
Thermal Time Const.	sec	3000	3000
Stator Diameter	mm (in)	48 (1.89)	48 (1.89)
Stator Length	mm (in)	290 (11.40)	290 (11.40)
Stator Mass	g (lb)	1930 (4.25)	1930 (4.25)
Slider Diameter	mm (in)	28 (1.10)	28 (1.10)
Slider Length	mm (in)	920 (36.22)	920 (36.22)
Slider Mass	g (lb)	4120 (9.08)	4120 (9.08)
Position Repeatability	mm (in)	±0.05 (±0.0020)	±0.05 (±0.0020)
Linearity	%	±0.10	±0.10
Repeatability with EPS	mm (in)	±0.01 (±0.0004)	±0.01 (±0.0004)
Linearity with EPS	mm (in)	±0.01 (±0.0004)	±0.01 (±0.0004)

Position-Time Diagram

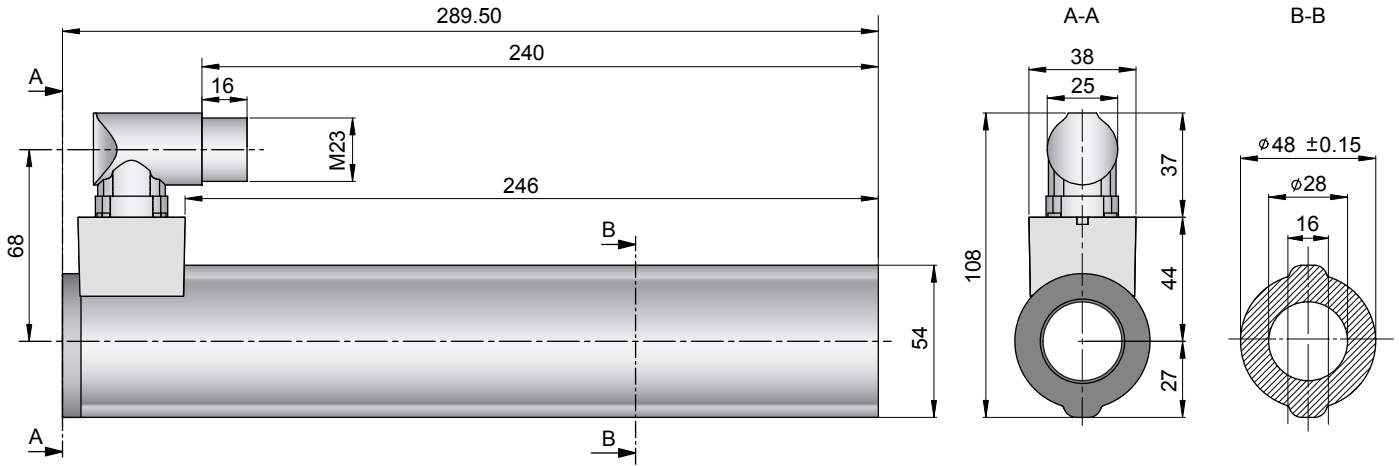


Moving Stator



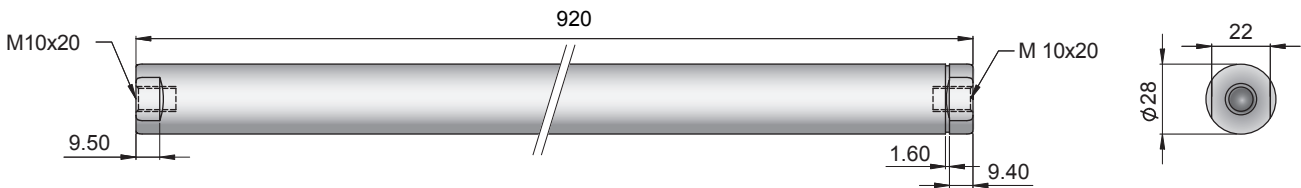
Moving Stator

Connector Type



Linear Motor		Stator		Slider	
Type	Art.No	Type	Art. No.	Type	Art No.
P01-48x240/600x750-C	-->	PS01-48x240-C	0150-1219	& PL01-28x920/840	0150-1386
P01-48x240F/600x750-C	-->	PS01-48x240F-C	0150-1220	& PL01-28x920/840	0150-1386

Slider



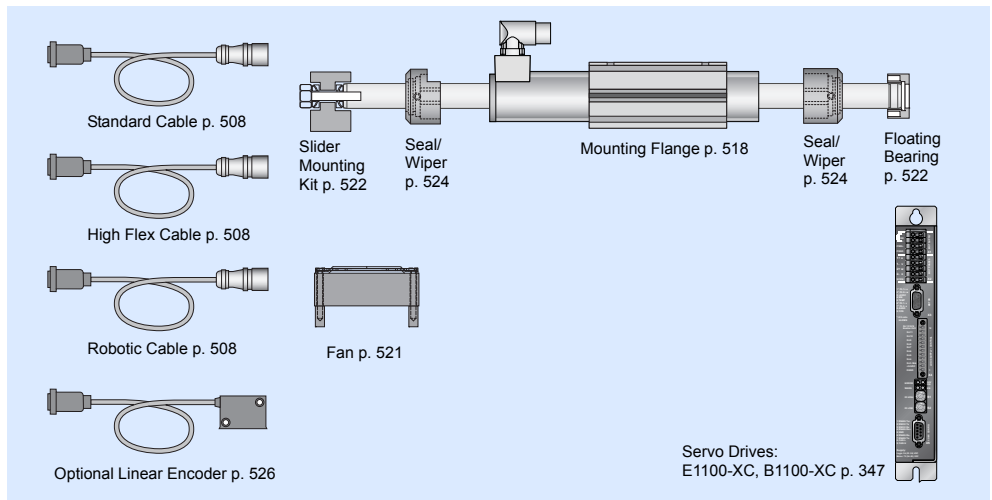
Standard Type	Slider Standard	PL01-28x920/840	0150-1386
Special Sliders	Heavy Duty Slider with WC/C-Coating	PL02-28x920/840	0150-1417
	Hollow Slider hole diameter 8.5mm	PL01-28x920/840-L	on request

Connectors

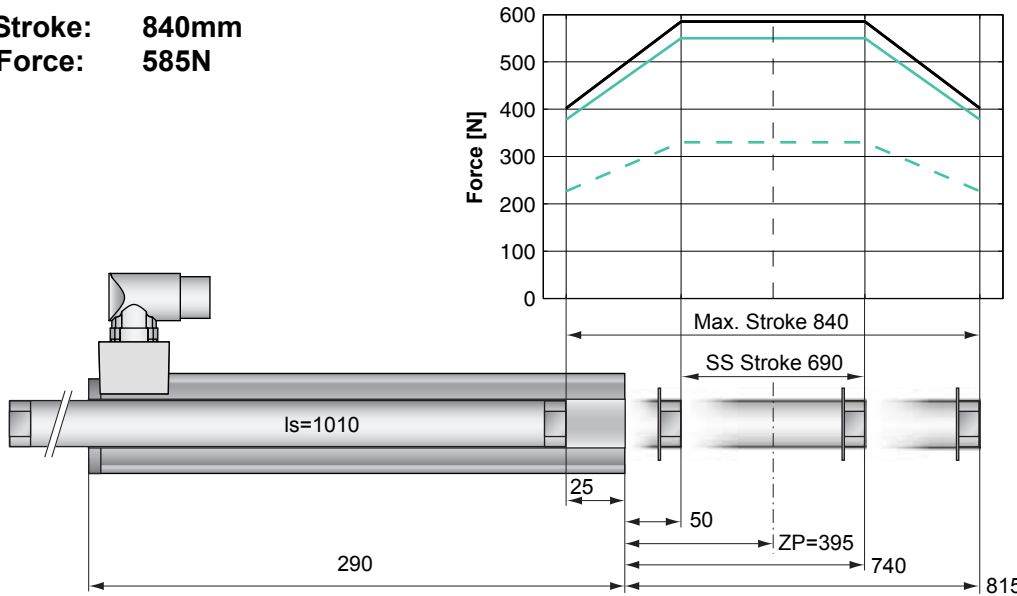
Motor Connector Wiring

		P01-48...-C
Ph 1+	red	A
Ph 1-	pink	B
Ph 2+	blue	C
Ph 2-	grey	D
+5VDC	white	E
GND	inner Shield	F
Sine	yellow	G
Cosine	green	H
Temp.	black	L
Shield	outer Shield	Case

Accessoires



Max. Stroke: 840mm
Peak Force: 585N



Standard Winding:
 — E1100-XC, 72VDC
 — E1100-HC, 72VDC

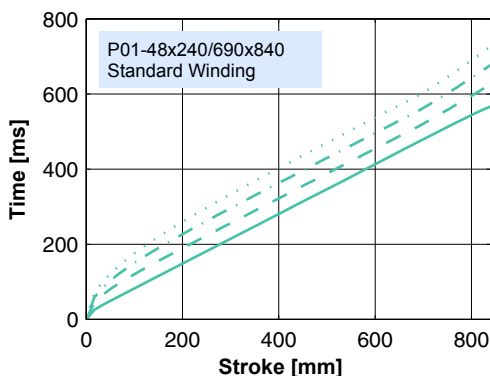
Fast Winding:
 — E1100-XC, 72VDC
 - - E1100-HC, 72VDC

Dimensions in mm

Motor Specification

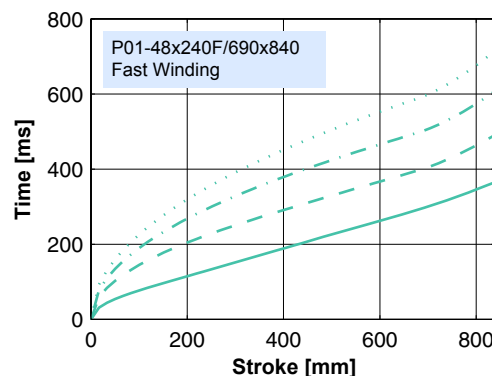
	P01-	Standard Winding	Fast Winding
		48x240/690x840-C	48x240F/690x840-C
Extended Stroke ES	mm (in)	840 (33.07)	840 (33.07)
Standard Stroke SS	mm (in)	690 (27.17)	690 (27.17)
Peak Force E1100-XC	N (lbf)	585 (131.5)	550 (123.6)
Peak Force E1100-HC	N (lbf)	585 (131.5)	330 (74.2)
Cont. Force	N (lbf)	145 (32.5)	145 (32.6)
Cont. Force Fan cooling	N (lbf)	258 (58.0)	255 (57.3)
Border Force	%	69	69
Force Constant	N/A (lbf/A)	39.0 (8.77)	22.0 (4.95)
Max. Current @ 72VDC	A	15.0	26.0
Max. Current @ 48VDC	A	12.7	26.0
Max. Velocity @ 72VDC	m/s (in/s)	1.7 (67)	3.0 (119)
Max. Velocity @ 48VDC	m/s (in/s)	1.1 (45)	2.0 (79)
Phase Resist. 25/80 °C	Ohm	3.1/3.7	1.0/1.2
Phase Inductance	mH	3.1	1.0
Thermal Resistance	°K/W	1.1	1.1
Thermal Time Const.	sec	3000	3000
Stator Diameter	mm (in)	48 (1.89)	48 (1.89)
Stator Length	mm (in)	290 (11.40)	290 (11.40)
Stator Mass	g (lb)	1930 (4.25)	1930 (4.25)
Slider Diameter	mm (in)	28 (1.10)	28 (1.10)
Slider Length	mm (in)	1010 (39.76)	1010 (39.76)
Slider Mass	g (lb)	4540 (10.01)	4540 (10.01)
Position Repeatability	mm (in)	±0.05 (±0.0020)	±0.05 (±0.0020)
Linearity	%	±0.10	±0.10
Repeatability with EPS	mm (in)	±0.01 (±0.0004)	±0.01 (±0.0004)
Linearity with EPS	mm (in)	±0.01 (±0.0004)	±0.01 (±0.0004)

Position-Time Diagram



30.0 kg
 20.0 kg
 10.0 kg
 0.0 kg

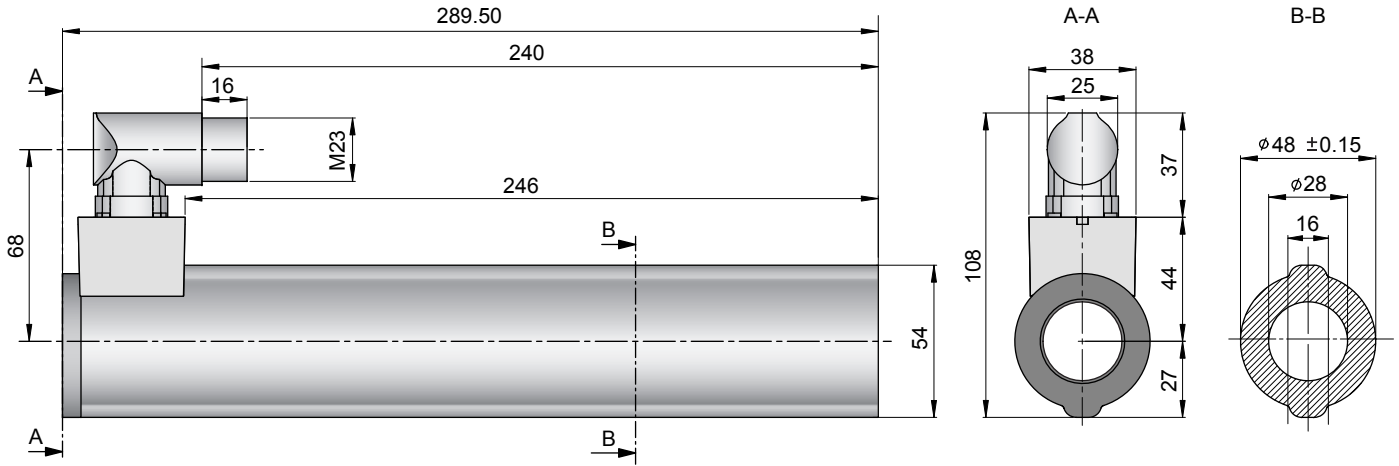
Moving Stator



30.0 kg
 20.0 kg
 10.0 kg
 0.0 kg

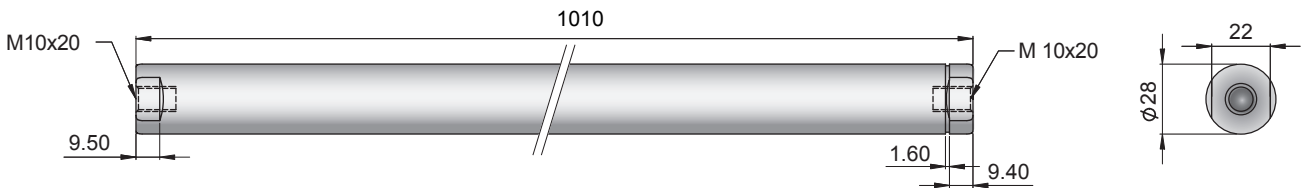
Moving Stator

Connector Type



Linear Motor		Stator		Slider	
Type	Art.No	Type	Art. No.	Type	Art No.
P01-48x240/690x840-C	-->	PS01-48x240-C	0150-1219	& PL01-28x1010/930	0150-1387
P01-48x240F/690x840-C	-->	PS01-48x240F-C	0150-1220	& PL01-28x1010/930	0150-1387

Slider



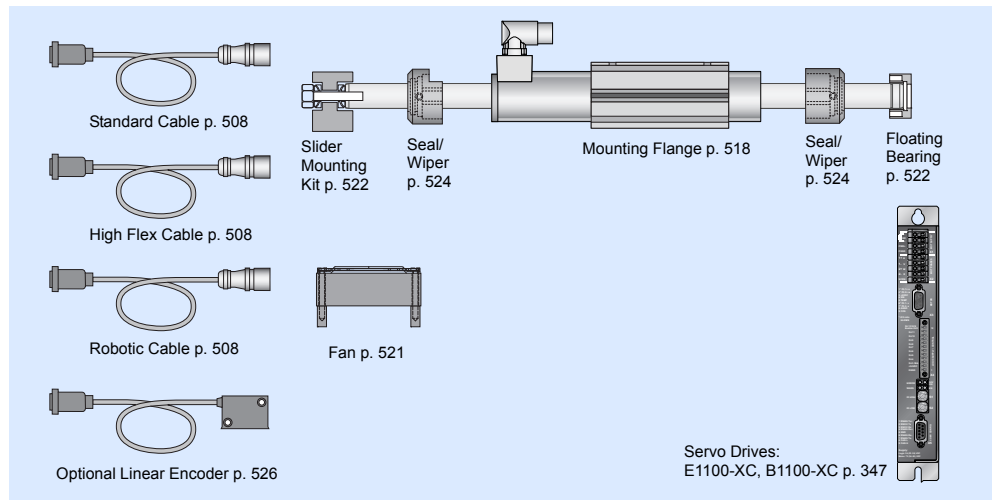
Standard Type	Slider Standard	PL01-28x1010/930	0150-1387
Special Sliders	Heavy Duty Slider with WC/C-Coating	PL02-28x1010/930	on request
	Hollow Slider hole diameter 8.5mm	PL01-28x1010/930-L	on request

Connectors

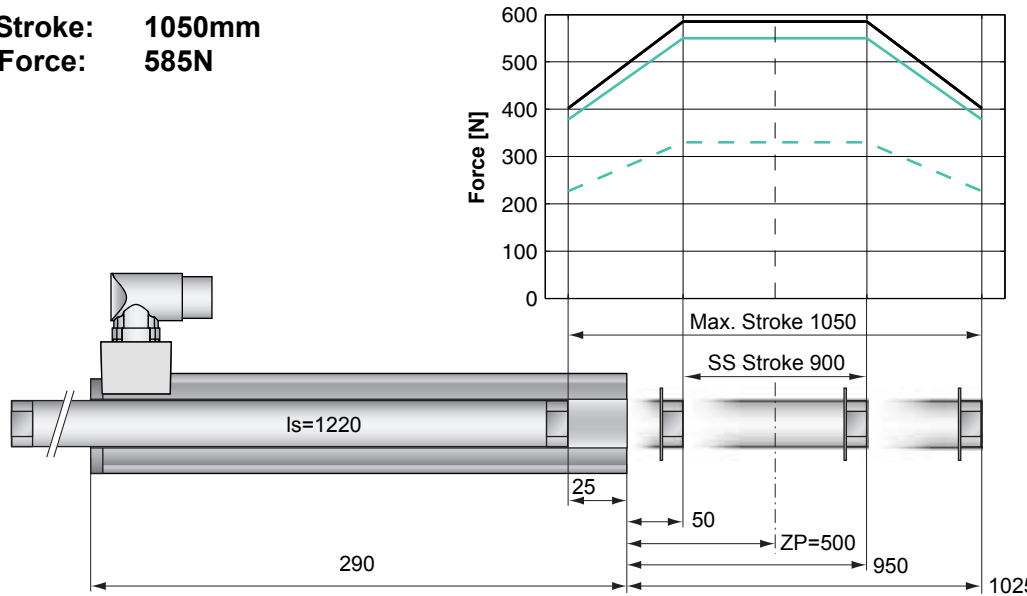
Motor Connector Wiring

		P01-48...-C
Ph 1+	red	A
Ph 1-	pink	B
Ph 2+	blue	C
Ph 2-	grey	D
+5VDC	white	E
GND	inner Shield	F
Sine	yellow	G
Cosine	green	H
Temp.	black	L
Shield	outer Shield	Case

Accessoires



Max. Stroke: 1050mm
Peak Force: 585N

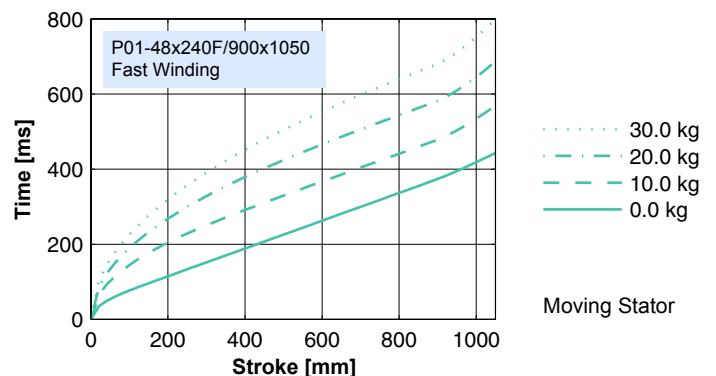
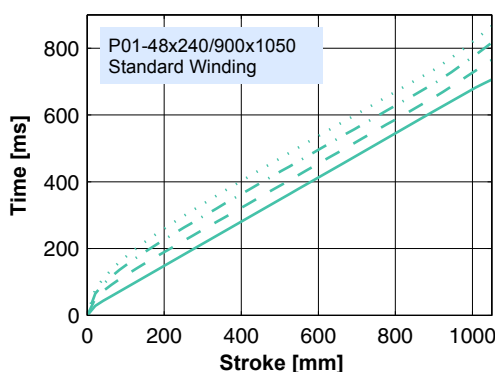


Dimensions in mm

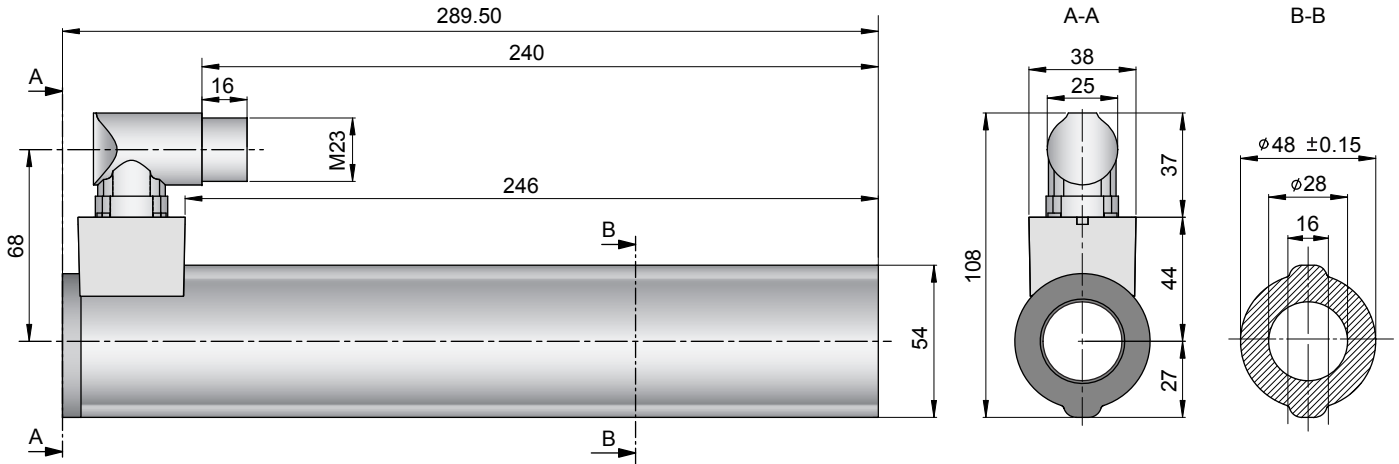
Motor Specification

P01-		Standard Winding	Fast Winding
		48x240/900x1050-C	48x240F/900x1050-C
Extended Stroke ES	mm (in)	1050 (41.34)	1050 (41.34)
Standard Stroke SS	mm (in)	900 (35.43)	900 (35.43)
Peak Force E1100-XC	N (lbf)	585 (131.5)	550 (123.6)
Peak Force E1100-HC	N (lbf)	585 (131.5)	330 (74.2)
Cont. Force	N (lbf)	145 (32.5)	145 (32.6)
Cont. Force Fan cooling	N (lbf)	258 (58.0)	255 (57.3)
Border Force	%	69	69
Force Constant	N/A (lbf/A)	39.0 (8.77)	22.0 (4.95)
Max. Current @ 72VDC	A	15.0	26.0
Max. Current @ 48VDC	A	12.7	26.0
Max. Velocity @ 72VDC	m/s (in/s)	1.7 (67)	3.0 (119)
Max. Velocity @ 48VDC	m/s (in/s)	1.1 (45)	2.0 (79)
Phase Resist. 25/80 °C	Ohm	3.1/3.7	1.0/1.2
Phase Inductance	mH	3.1	1.0
Thermal Resistance	°K/W	1.1	1.1
Thermal Time Const.	sec	3000	3000
Stator Diameter	mm (in)	48 (1.89)	48 (1.89)
Stator Length	mm (in)	290 (11.40)	290 (11.40)
Stator Mass	g (lb)	1930 (4.25)	1930 (4.25)
Slider Diameter	mm (in)	28 (1.10)	28 (1.10)
Slider Length	mm (in)	1220 (48.03)	1220 (48.03)
Slider Mass	g (lb)	5510 (12.15)	5510 (12.15)
Position Repeatability	mm (in)	±0.05 (±0.0020)	±0.05 (±0.0020)
Linearity	%	±0.10	±0.10
Repeatability with EPS	mm (in)	±0.01 (±0.0004)	±0.01 (±0.0004)
Linearity with EPS	mm (in)	±0.01 (±0.0004)	±0.01 (±0.0004)

Position-Time Diagram

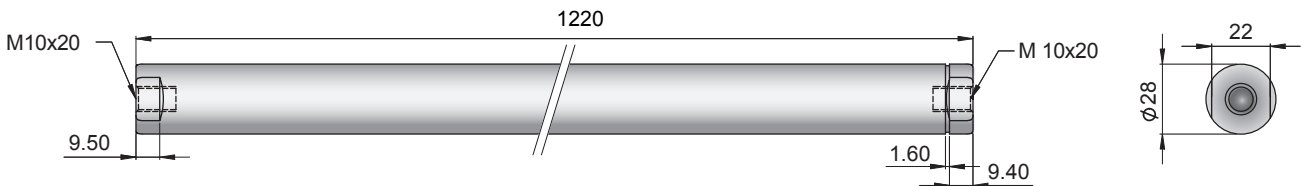


Connector Type



Linear Motor		Stator		Slider	
Type	Art.No	Type	Art. No.	Type	Art No.
P01-48x240/900x1050-C	-->	PS01-48x240-C	0150-1219	& PL01-28x1220/1140	0150-1388
P01-48x240F/900x1050-C	-->	PS01-48x240F-C	0150-1220	& PL01-28x1220/1140	0150-1388

Slider



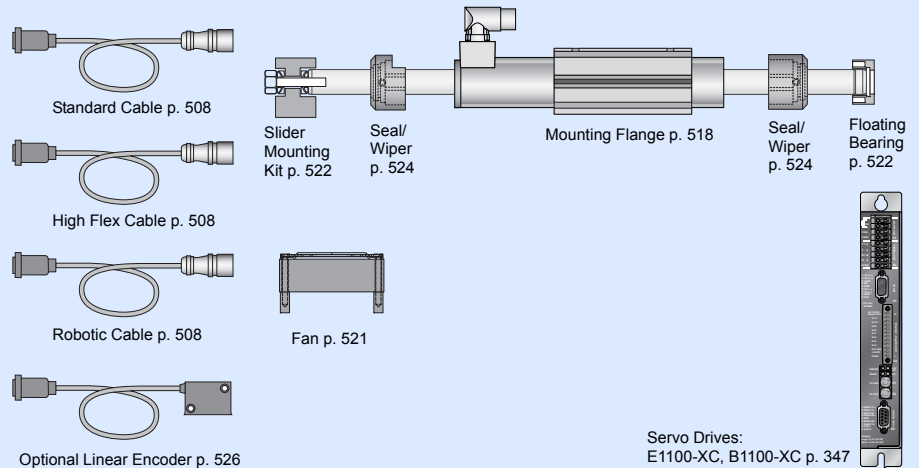
Standard Type	Slider Standard	PL01-28x1220/1140	0150-1388
Special Sliders	Heavy Duty Slider with WC/C-Coating	PL02-28x1220/1140	on request
	Hollow Slider hole diameter 8.5mm	PL01-28x1220/1140-L	on request

Connectors

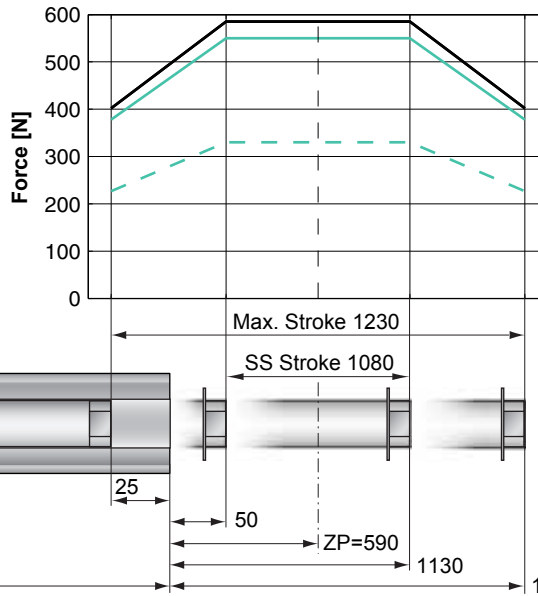
Motor Connector Wiring

		P01-48...-C
Ph 1+	red	A
Ph 1-	pink	B
Ph 2+	blue	C
Ph 2-	grey	D
+5VDC	white	E
GND	inner Shield	F
Sine	yellow	G
Cosine	green	H
Temp.	black	L
Shield	outer Shield	Case

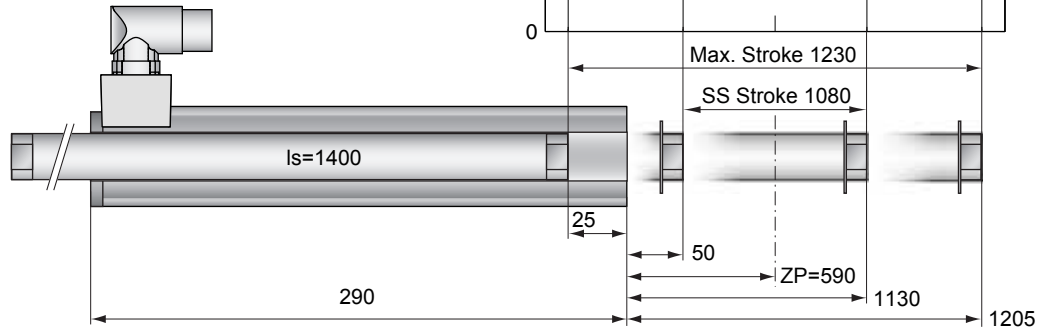
Accessoires



Max. Stroke: 1230mm
Peak Force: 585N



Standard Winding:
 — E1100-XC, 72VDC
 — E1100-HC, 72VDC
Fast Winding:
 - - E1100-XC, 72VDC
 - - E1100-HC, 72VDC

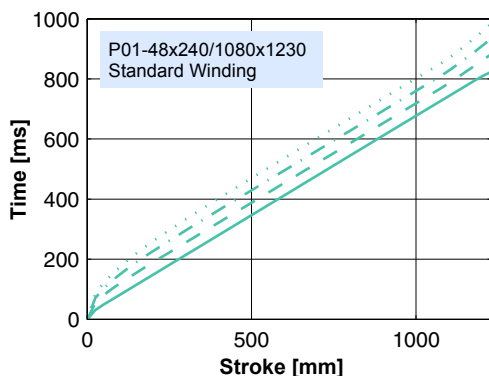


Dimensions in mm

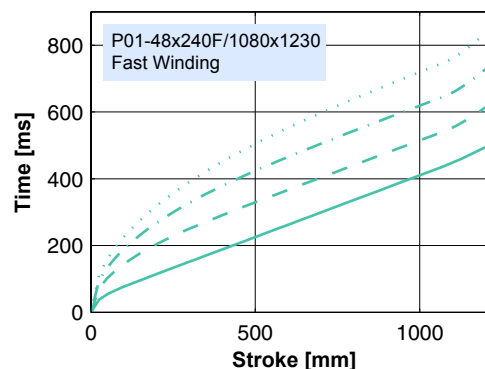
Motor Specification

	P01-	Standard Winding	Fast Winding
		48x240/1080x1230-C	48x240F/1080x1230-C
Extended Stroke ES	mm (in)	1230 (48.43)	1230 (48.43)
Standard Stroke SS	mm (in)	1080 (42.52)	1080 (42.52)
Peak Force E1100-XC	N (lbf)	585 (131.5)	550 (123.6)
Peak Force E1100-HC	N (lbf)	585 (131.5)	330 (74.2)
Cont. Force	N (lbf)	145 (32.5)	145 (32.6)
Cont. Force Fan cooling	N (lbf)	258 (58.0)	255 (57.3)
Border Force	%	69	69
Force Constant	N/A (lbf/A)	39.0 (8.77)	22.0 (4.95)
Max. Current @ 72VDC	A	15.0	26.0
Max. Current @ 48VDC	A	12.7	26.0
Max. Velocity @ 72VDC	m/s (in/s)	1.7 (67)	3.0 (119)
Max. Velocity @ 48VDC	m/s (in/s)	1.1 (45)	2.0 (79)
Phase Resist. 25/80 °C	Ohm	3.1/3.7	1.0/1.2
Phase Inductance	mH	3.1	1.0
Thermal Resistance	°K/W	1.1	1.1
Thermal Time Const.	sec	3000	3000
Stator Diameter	mm (in)	48 (1.89)	48 (1.89)
Stator Length	mm (in)	290 (11.40)	290 (11.40)
Stator Mass	g (lb)	1930 (4.25)	1930 (4.25)
Slider Diameter	mm (in)	28 (1.10)	28 (1.10)
Slider Length	mm (in)	1400 (55.12)	1400 (55.12)
Slider Mass	g (lb)	6350 (14.00)	6350 (14.00)
Position Repeatability	mm (in)	±0.05 (±0.0020)	±0.05 (±0.0020)
Linearity	%	±0.10	±0.10
Repeatability with EPS	mm (in)	±0.01 (±0.0004)	±0.01 (±0.0004)
Linearity with EPS	mm (in)	±0.01 (±0.0004)	±0.01 (±0.0004)

Position-Time Diagram

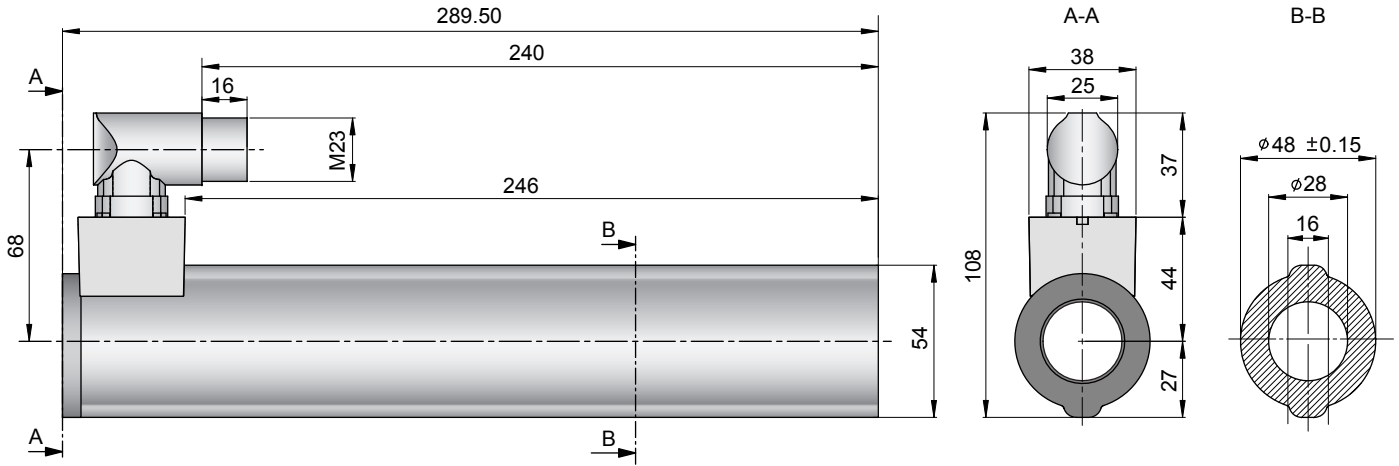


Moving Stator



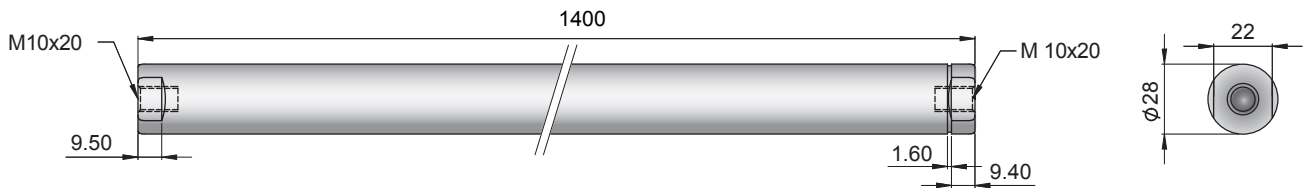
Moving Stator

Connector Type



Linear Motor		Stator		Slider	
Type	Art.No	Type	Art. No.	Type	Art No.
P01-48x240/1080x1230-C	-->	PS01-48x240-C	0150-1219	& PL01-28x1400/1320	0150-1389
P01-48x240F/1080x1230-C	-->	PS01-48x240F-C	0150-1220	& PL01-28x1400/1320	0150-1389

Slider



Standard Type	Slider Standard	PL01-28x1400/1320	0150-1389
Special Sliders	Heavy Duty Slider with WC/C-Coating	PL02-28x1400/1320	on request
	Hollow Slider hole diameter 8.5mm	PL01-28x1400/1320-L	on request

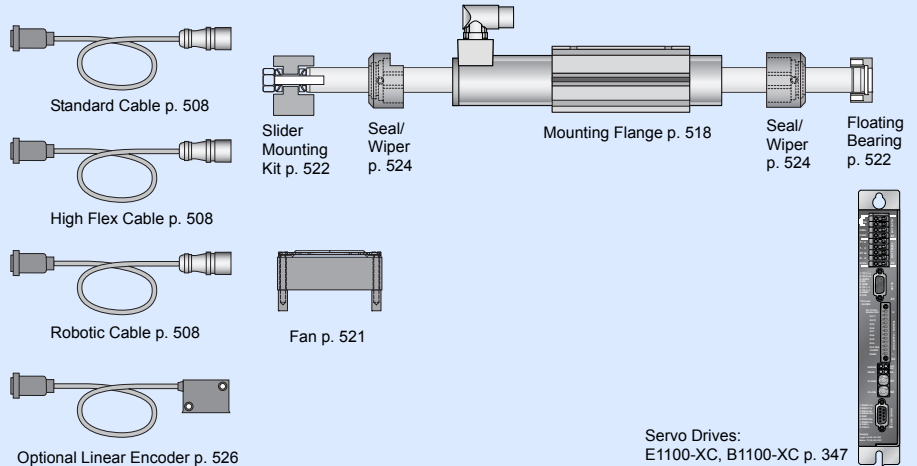
Connectors

Motor Connector Wiring

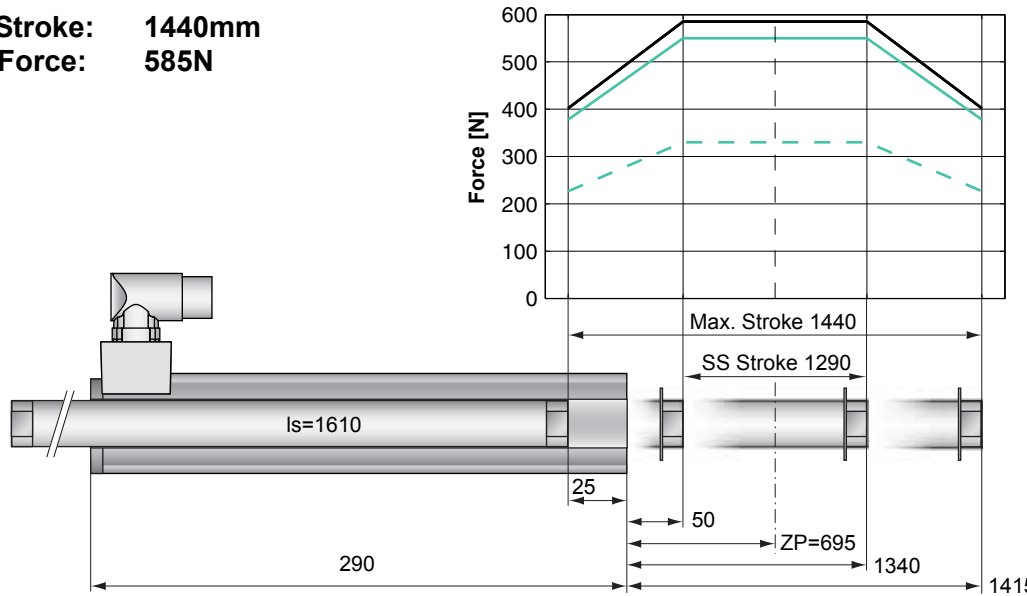
P01-48...-C

Ph 1+	red	A
Ph 1-	pink	B
Ph 2+	blue	C
Ph 2-	grey	D
+5VDC	white	E
GND	inner Shield	F
Sine	yellow	G
Cosine	green	H
Temp.	black	L
Shield	outer Shield	Case

Accessoires



Max. Stroke: 1440mm
Peak Force: 585N

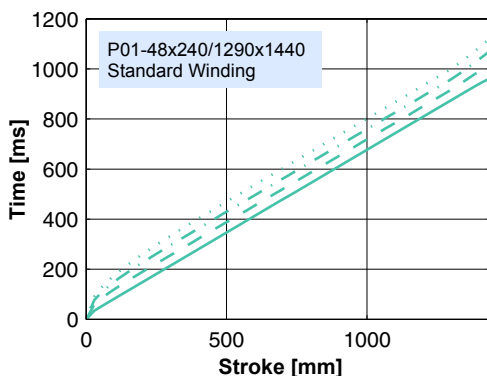


Dimensions in mm

Motor Specification

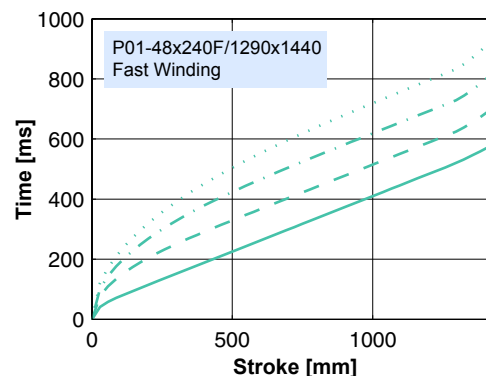
	P01-	Standard Winding	Fast Winding
		48x240/1290x1440-C	48x240F/1290x1440-C
Extended Stroke ES	mm (in)	1440 (56.69)	1440 (56.69)
Standard Stroke SS	mm (in)	1290 (50.79)	1290 (50.79)
Peak Force E1100-XC	N (lbf)	585 (131.5)	550 (123.6)
Peak Force E1100-HC	N (lbf)	585 (131.5)	330 (74.2)
Cont. Force	N (lbf)	145 (32.5)	145 (32.6)
Cont. Force Fan cooling	N (lbf)	258 (58.0)	255 (57.3)
Border Force	%	69	69
Force Constant	N/A (lbf/A)	39.0 (8.77)	22.0 (4.95)
Max. Current @ 72VDC	A	15.0	26.0
Max. Current @ 48VDC	A	12.7	26.0
Max. Velocity @ 72VDC	m/s (in/s)	1.7 (67)	3.0 (119)
Max. Velocity @ 48VDC	m/s (in/s)	1.1 (45)	2.0 (79)
Phase Resist. 25/80 °C	Ohm	3.1/3.7	1.0/1.2
Phase Inductance	mH	3.1	1.0
Thermal Resistance	°K/W	1.1	1.1
Thermal Time Const.	sec	3000	3000
Stator Diameter	mm (in)	48 (1.89)	48 (1.89)
Stator Length	mm (in)	290 (11.40)	290 (11.40)
Stator Mass	g (lb)	1930 (4.25)	1930 (4.25)
Slider Diameter	mm (in)	28 (1.10)	28 (1.10)
Slider Length	mm (in)	1610 (63.39)	1610 (63.39)
Slider Mass	g (lb)	7330 (16.16)	7330 (16.16)
Position Repeatability	mm (in)	±0.05 (±0.0020)	±0.05 (±0.0020)
Linearity	%	±0.10	±0.10
Repeatability with EPS	mm (in)	±0.01 (±0.0004)	±0.01 (±0.0004)
Linearity with EPS	mm (in)	±0.01 (±0.0004)	±0.01 (±0.0004)

Position-Time Diagram



30.0 kg
 20.0 kg
 10.0 kg
 0.0 kg

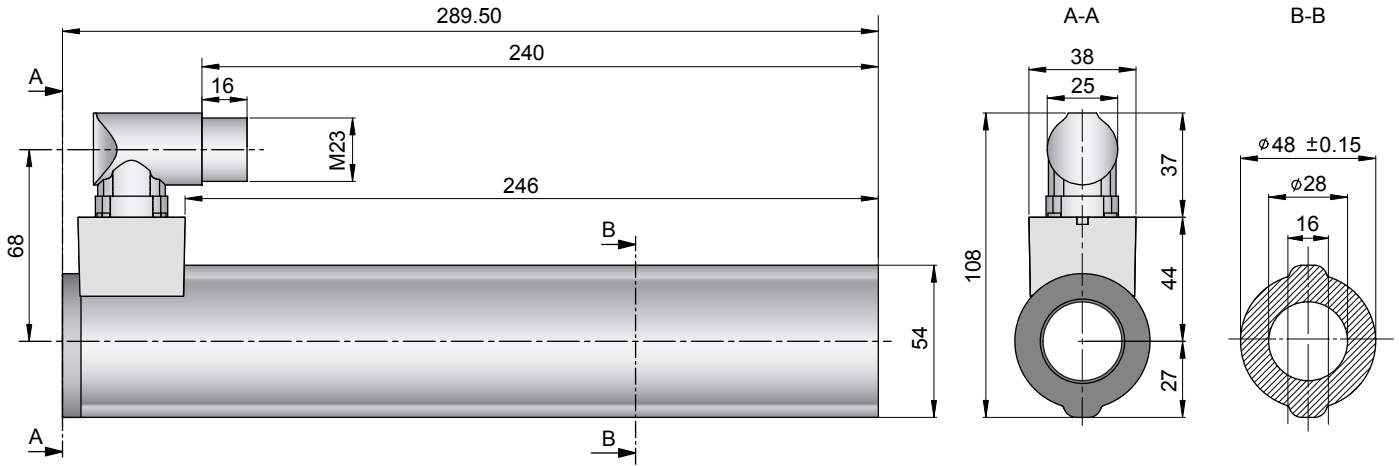
Moving Stator



30.0 kg
 20.0 kg
 10.0 kg
 0.0 kg

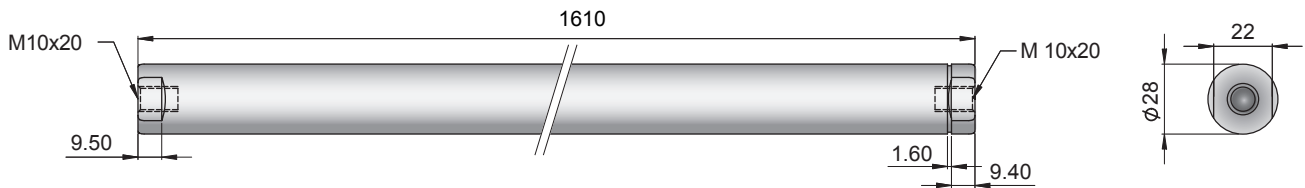
Moving Stator

Connector Type



Linear Motor		Stator		Slider	
Type	Art.No	Type	Art. No.	Type	Art No.
P01-48x240/1290x1440-C	-->	PS01-48x240-C	0150-1219	& PL01-28x1610/1530	0150-1390
P01-48x240F/1290x1440-C	-->	PS01-48x240F-C	0150-1220	& PL01-28x1610/1530	0150-1390

Slider



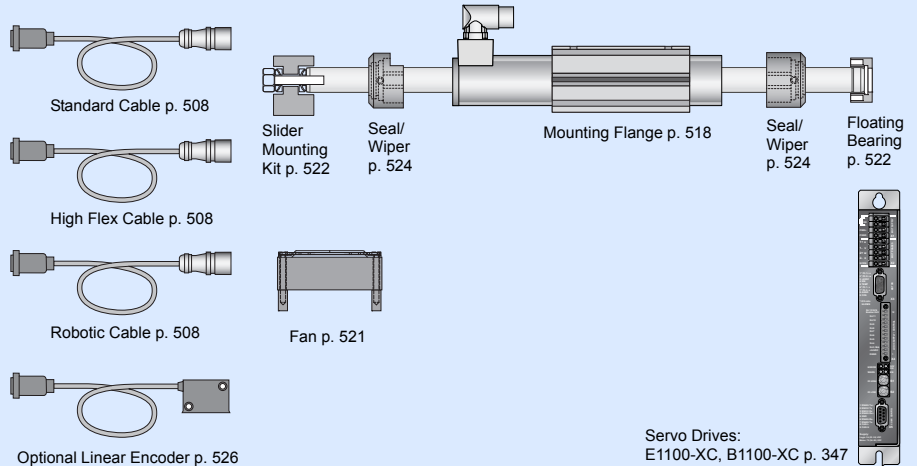
Standard Type	Slider Standard	PL01-28x1610/1530	0150-1390
Special Sliders	Heavy Duty Slider with WC/C-Coating	PL02-28x1610/1530	on request
	Hollow Slider hole diameter 8.5mm	PL01-28x1610/1530-L	on request

Connectors

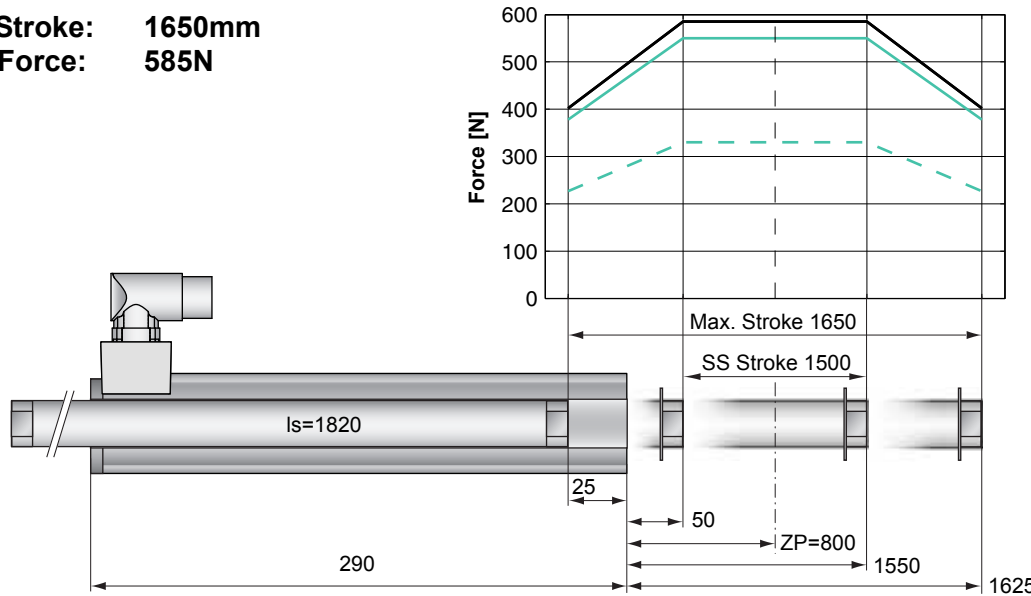
Motor Connector Wiring

		P01-48...-C
Ph 1+	red	A
Ph 1-	pink	B
Ph 2+	blue	C
Ph 2-	grey	D
+5VDC	white	E
GND	inner Shield	F
Sine	yellow	G
Cosine	green	H
Temp.	black	L
Shield	outer Shield	Case

Accessoires



Max. Stroke: 1650mm
Peak Force: 585N

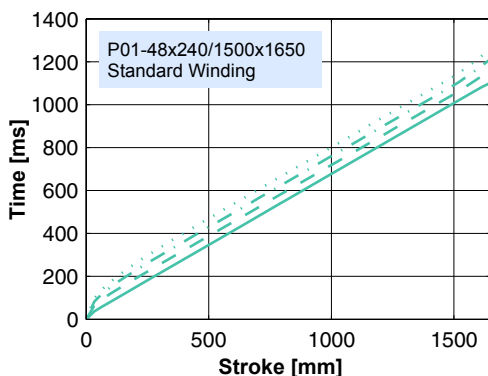


Dimensions in mm

Motor Specification

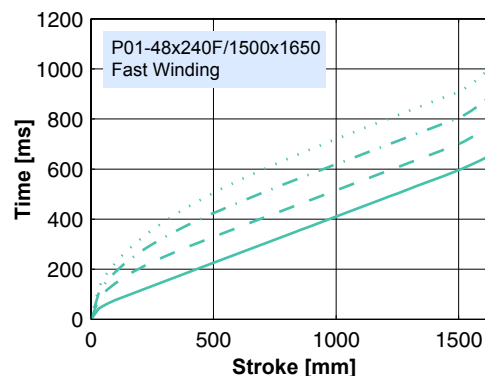
P01-		Standard Winding	Fast Winding
		48x240/1500x1650-C	48x240F/1500x1650-C
Extended Stroke ES	mm (in)	1650 (64.96)	1650 (64.96)
Standard Stroke SS	mm (in)	1500 (59.06)	1500 (59.06)
Peak Force E1100-XC	N (lbf)	585 (131.5)	550 (123.6)
Peak Force E1100-HC	N (lbf)	585 (131.5)	330 (74.2)
Cont. Force	N (lbf)	145 (32.5)	145 (32.6)
Cont. Force Fan cooling	N (lbf)	258 (58.0)	255 (57.3)
Border Force	%	69	69
Force Constant	N/A (lbf/A)	39.0 (8.77)	22.0 (4.95)
Max. Current @ 72VDC	A	15.0	26.0
Max. Current @ 48VDC	A	12.7	26.0
Max. Velocity @ 72VDC	m/s (in/s)	1.7 (67)	3.0 (119)
Max. Velocity @ 48VDC	m/s (in/s)	1.1 (45)	2.0 (79)
Phase Resist. 25/80 °C	Ohm	3.1/3.7	1.0/1.2
Phase Inductance	mH	3.1	1.0
Thermal Resistance	°K/W	1.1	1.1
Thermal Time Const.	sec	3000	3000
Stator Diameter	mm (in)	48 (1.89)	48 (1.89)
Stator Length	mm (in)	290 (11.40)	290 (11.40)
Stator Mass	g (lb)	1930 (4.25)	1930 (4.25)
Slider Diameter	mm (in)	28 (1.10)	28 (1.10)
Slider Length	mm (in)	1820 (71.65)	1820 (71.65)
Slider Mass	g (lb)	8300 (18.30)	8300 (18.30)
Position Repeatability	mm (in)	±0.05 (±0.0020)	±0.05 (±0.0020)
Linearity	%	±0.10	±0.10
Repeatability with EPS	mm (in)	±0.01 (±0.0004)	±0.01 (±0.0004)
Linearity with EPS	mm (in)	±0.01 (±0.0004)	±0.01 (±0.0004)

Position-Time Diagram



30.0 kg
 20.0 kg
 10.0 kg
 0.0 kg

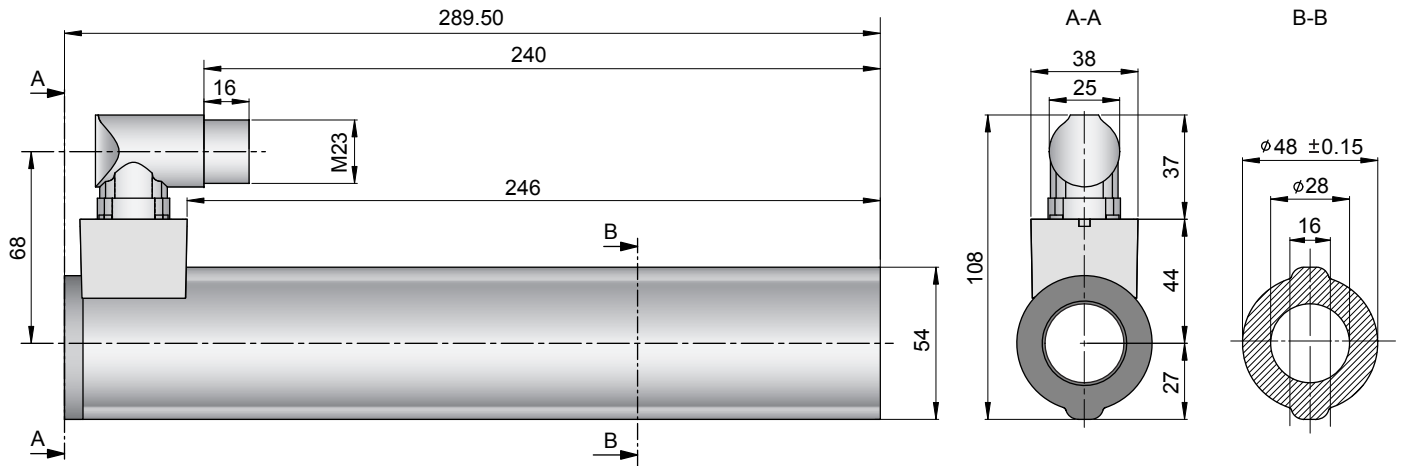
Moving Stator



30.0 kg
 20.0 kg
 10.0 kg
 0.0 kg

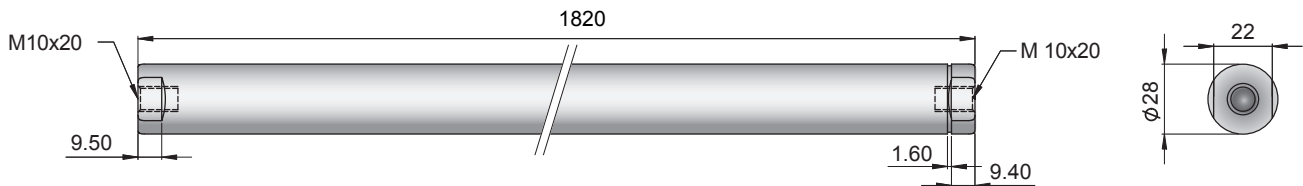
Moving Stator

Connector Type



Linear Motor		Stator		Slider	
Type	Art. No.	Type	Art. No.	Type	Art. No.
P01-48x240/1500x1650-C	-->	PS01-48x240-C	0150-1219	& PL01-28x1820/1740	0150-1395
P01-48x240F/1500x1650-C	-->	PS01-48x240F-C	0150-1220	& PL01-28x1820/1740	0150-1395

Slider



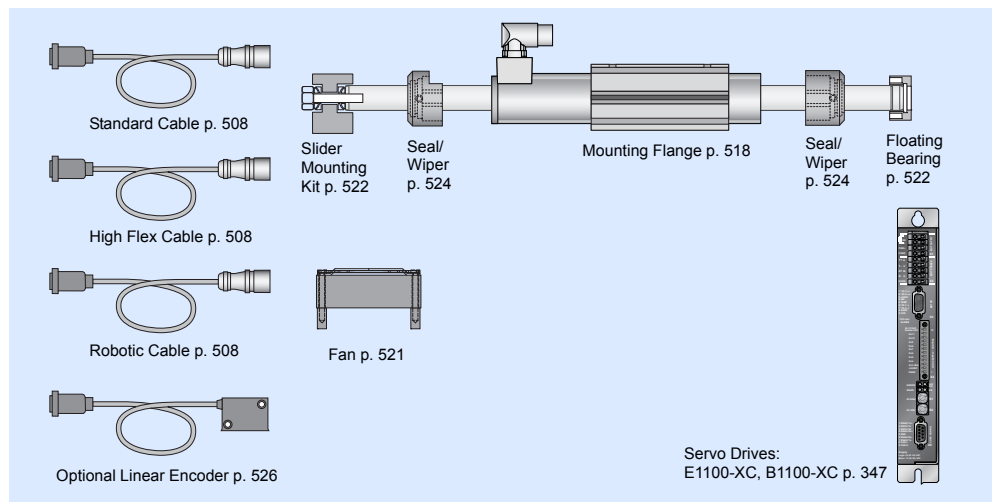
Standard Type	Slider Standard	PL01-28x1820/1740	0150-1395
Special Sliders	Heavy Duty Slider with WC/C-Coating	PL02-28x1820/1740	on request
	Hollow Slider hole diameter 8.5mm	PL01-28x1820/1740-L	on request

Connectors

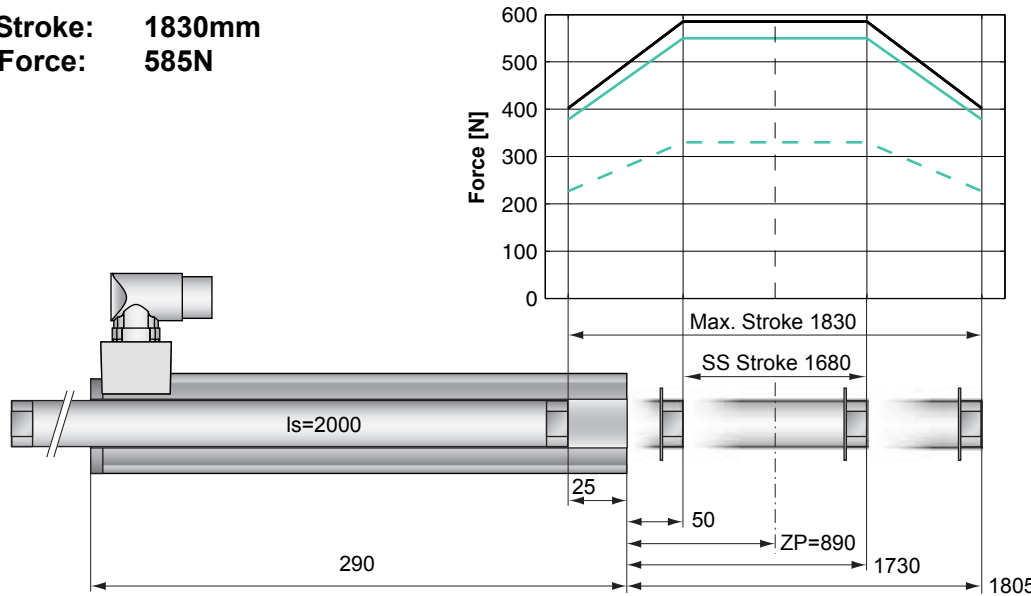
Motor Connector Wiring

		P01-48...-C
Ph 1+	red	A
Ph 1-	pink	B
Ph 2+	blue	C
Ph 2-	grey	D
+5VDC	white	E
GND	inner Shield	F
Sine	yellow	G
Cosine	green	H
Temp.	black	L
Shield	outer Shield	Case

Accessoires



Max. Stroke: 1830mm
Peak Force: 585N



Standard Winding:
 — E1100-XC, 72VDC
 — E1100-HC, 72VDC

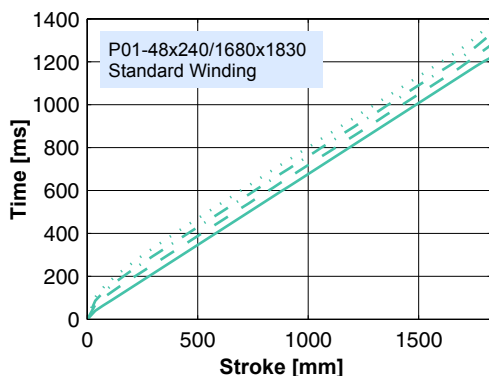
Fast Winding:
 — E1100-XC, 72VDC
 - - E1100-HC, 72VDC

Dimensions in mm

Motor Specification

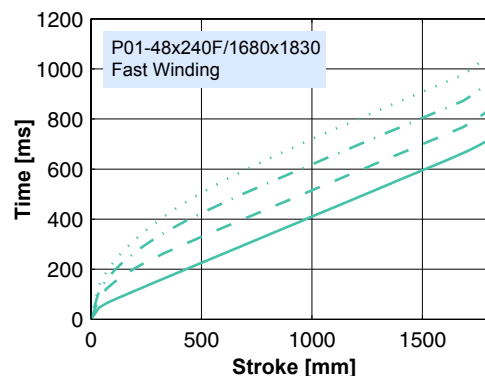
	P01-	Standard Winding	Fast Winding
		48x240/1680x1830-C	48x240F/1680x1830-C
Extended Stroke ES	mm (in)	1830 (72.05)	1830 (72.05)
Standard Stroke SS	mm (in)	1680 (66.14)	1680 (66.14)
Peak Force E1100-XC	N (lbf)	585 (131.5)	550 (123.6)
Peak Force E1100-HC	N (lbf)	585 (131.5)	330 (74.2)
Cont. Force	N (lbf)	145 (32.5)	145 (32.6)
Cont. Force Fan cooling	N (lbf)	258 (58.0)	255 (57.3)
Border Force	%	69	69
Force Constant	N/A (lbf/A)	39.0 (8.77)	22.0 (4.95)
Max. Current @ 72VDC	A	15.0	26.0
Max. Current @ 48VDC	A	12.7	26.0
Max. Velocity @ 72VDC	m/s (in/s)	1.7 (67)	3.0 (119)
Max. Velocity @ 48VDC	m/s (in/s)	1.1 (45)	2.0 (79)
Phase Resist. 25/80 °C	Ohm	3.1/3.7	1.0/1.2
Phase Inductance	mH	3.1	1.0
Thermal Resistance	°K/W	1.1	1.1
Thermal Time Const.	sec	3000	3000
Stator Diameter	mm (in)	48 (1.89)	48 (1.89)
Stator Length	mm (in)	290 (11.40)	290 (11.40)
Stator Mass	g (lb)	1930 (4.25)	1930 (4.25)
Slider Diameter	mm (in)	28 (1.10)	28 (1.10)
Slider Length	mm (in)	2000 (78.74)	2000 (78.74)
Slider Mass	g (lb)	9140 (20.15)	9140 (20.15)
Position Repeatability	mm (in)	±0.05 (±0.0020)	±0.05 (±0.0020)
Linearity	%	±0.10	±0.10
Repeatability with EPS	mm (in)	±0.01 (±0.0004)	±0.01 (±0.0004)
Linearity with EPS	mm (in)	±0.01 (±0.0004)	±0.01 (±0.0004)

Position-Time Diagram



..... 30.0 kg
 - - - 20.0 kg
 - · - 10.0 kg
 — 0.0 kg

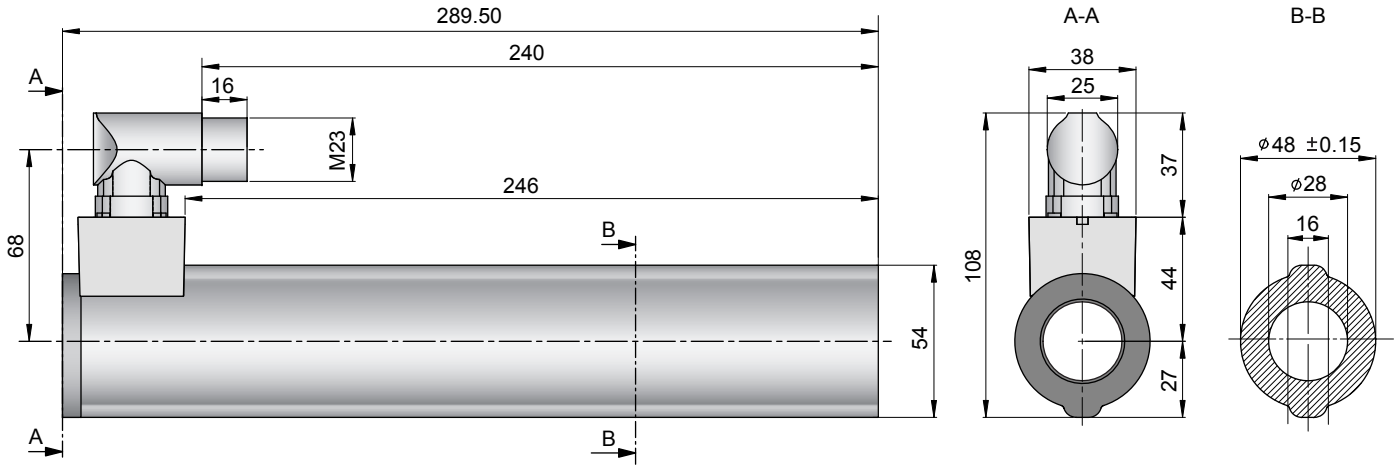
Moving Stator



..... 30.0 kg
 - - - 20.0 kg
 - · - 10.0 kg
 — 0.0 kg

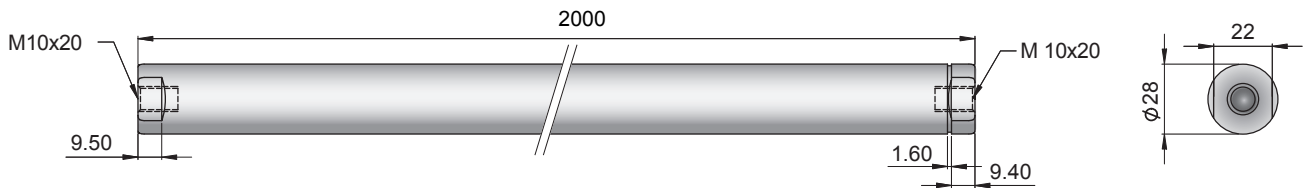
Moving Stator

Connector Type



Linear Motor		Stator		Slider	
Type	Art. No.	Type	Art. No.	Type	Art. No.
P01-48x240/1680x1830-C	-->	PS01-48x240-C	0150-1219	& PL01-28x2000/1920	0150-1396
P01-48x240F/1680x1830-C	-->	PS01-48x240F-C	0150-1220	& PL01-28x2000/1920	0150-1396

Slider



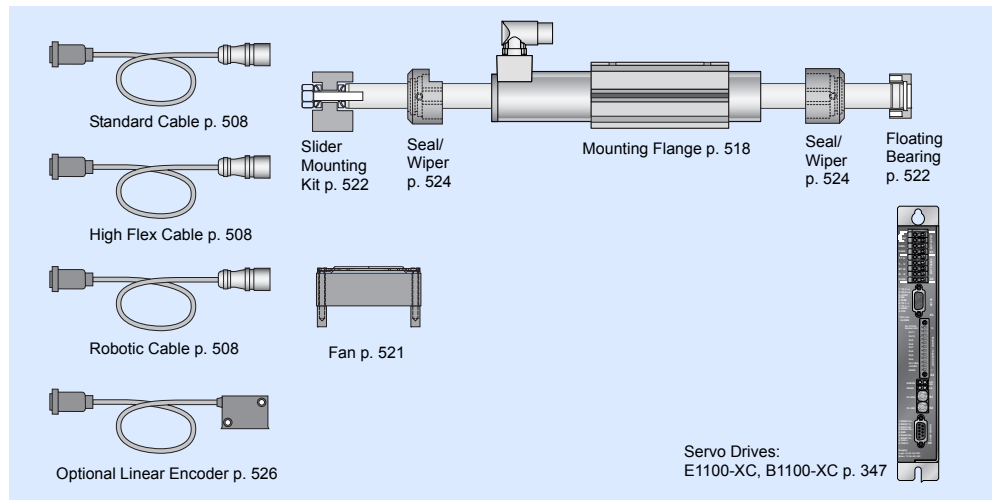
Standard Type	Slider Standard	PL01-28x2000/1920	0150-1396
Special Sliders	Heavy Duty Slider with WC/C-Coating	PL02-28x2000/1920	on request
	Hollow Slider hole diameter 8.5mm	PL01-28x2000/1920-L	on request

Connectors

Motor Connector Wiring

		P01-48...-C
Ph 1+	red	A
Ph 1-	pink	B
Ph 2+	blue	C
Ph 2-	grey	D
+5VDC	white	E
GND	inner Shield	F
Sine	yellow	G
Cosine	green	H
Temp.	black	L
Shield	outer Shield	Case

Accessoires



P01-48x360F/60x210 166

P01-48x360F/180x330 168

P01-48x360F/270x420 170

P01-48x360F/360x510 172

P01-48x360F/480x630 174

P01-48x360F/570x720 176

P01-48x360F/780x930 178

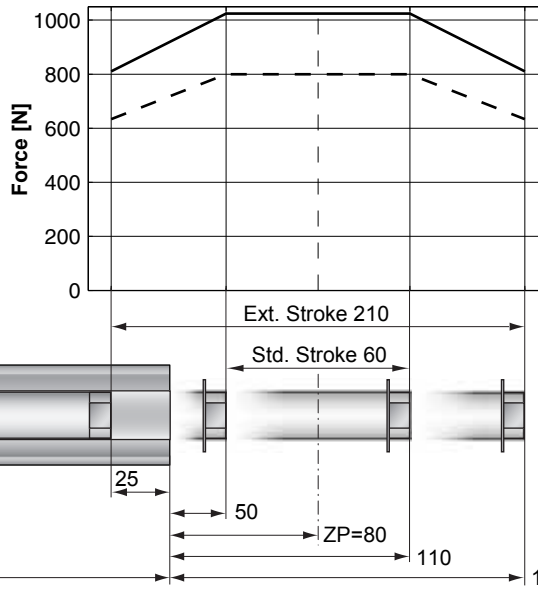
P01-48x360F/960x1110 180

P01-48x360F/1170x1320 182

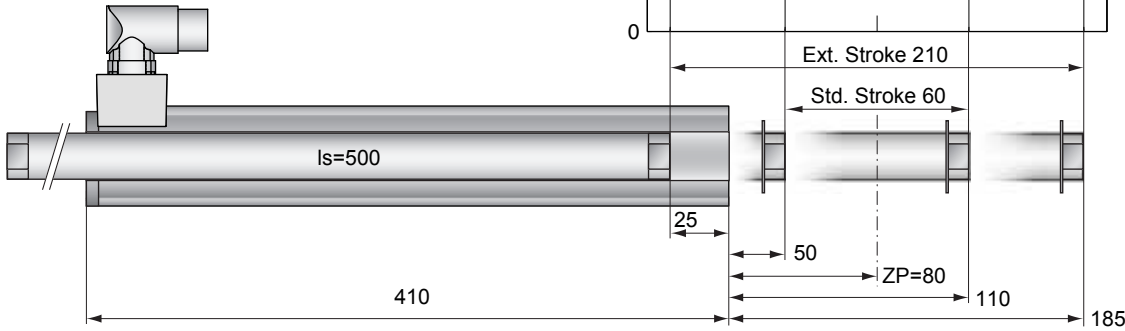
P01-48x360F/1380x1530 184

P01-48x360F/1560x1710 186

Max. Stroke: 210mm
Max. Force: 1024N



— E1250-UC, 72VDC
 - - - E1100-XC, 72VDC

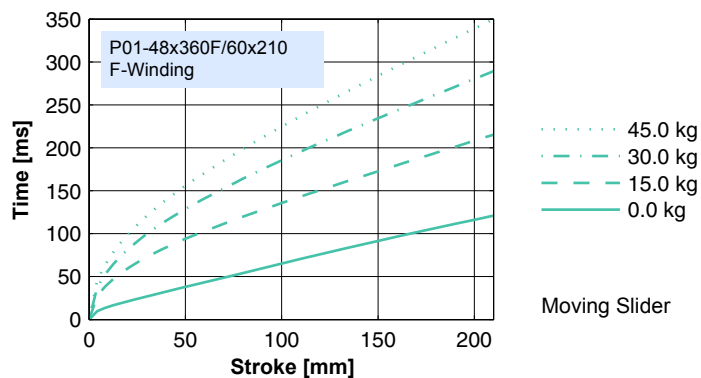


Dimensions in mm

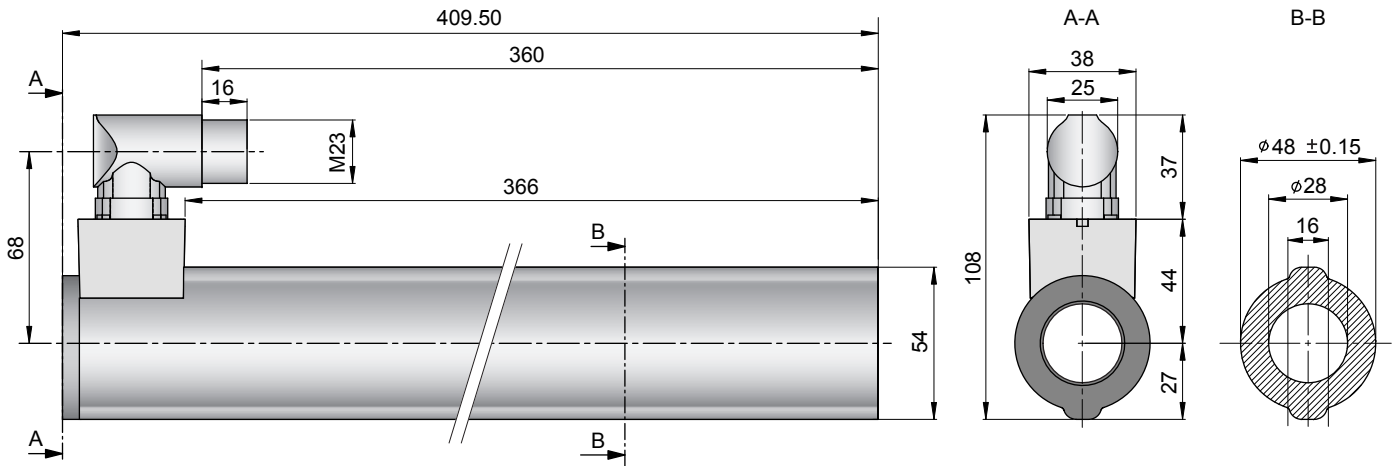
Motor Specification

		F-Winding	
		48x360F/60x210-C	
Extended Stroke	mm (in)	210 (8.27)	
Standard Stroke	mm (in)	60 (2.36)	
Max. Force E1250-UC	N (lbf)	1024 (230.1)	
Max. Force E1100-XC	N (lbf)	800 (179.8)	
Cont. Force	N (lbf)	203 (45.7)	
Cont. Force with fan	N (lbf)	354 (79.7)	
Border Force	%	79	
Force Constant	N/A (lbf/A)	32.0 (7.19)	
Max. Current @ 72VDC	A	32.0	
Max. Velocity @ 72VDC	m/s (in/s)	2.1 (82)	
Phase Resist. 25/80 °C	Ohm	1.38/1.67	
Phase Inductance	mH	1.6	
Thermal Resistance	°K/W	0.8	
Thermal Time Const.	sec	3200	
Stator Diameter	mm (in)	48 (1.89)	
Stator Length	mm (in)	410 (16.12)	
Stator Mass	g (lb)	2880 (6.35)	
Slider Diameter	mm (in)	28 (1.10)	
Slider Length	mm (in)	500 (19.69)	
Slider Mass	g (lb)	2160 (4.76)	
Position Repeatability	mm (in)	±0.05 (±0.0020)	
Linearity	%	±0.25	
Repeatability with EPS	mm (in)	±0.01 (±0.0004)	
Linearity with EPS	mm (in)	±0.01 (±0.0004)	

Position-Time Diagram

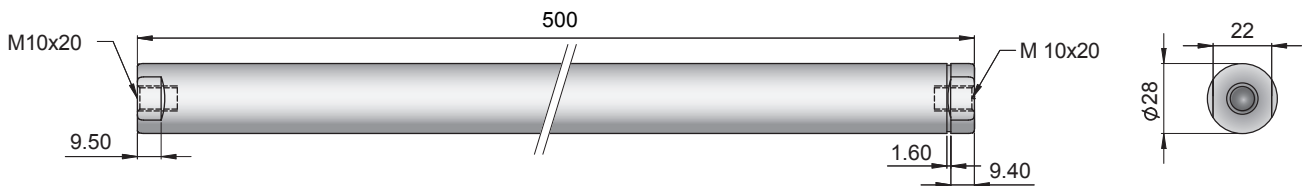


Connector Type



Linear Motor		Stator		Slider	
Type	Art.No	Type	Art. No.	Type	Art. No.
P01-48x360F/60x210-C	-->	PS01-48x360F-C	0150-1269	& PL01-28x500/420	0150-1382

Slider



Standard Type	Slider Standard	PL01-28x500/420	0150-1382
Special Sliders	Heavy Duty Slider with WC/C-Coating	PL02-28x500/420	0150-1413
	Hollow Slider hole diameter 6mm	PL01-28x500/420-L	0150-1480
	High Clearance Slider d=27mm	PL01-27x500/420	on request

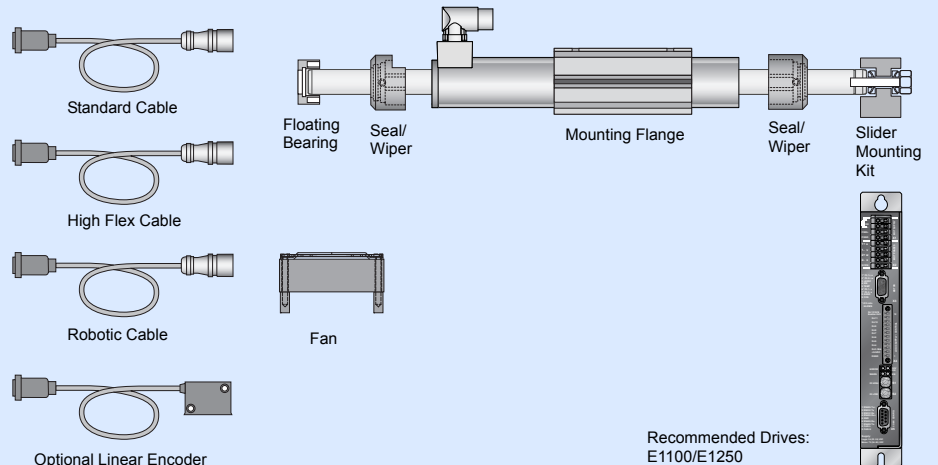
Connectors

Motor connector Wiring

P01-48...-C

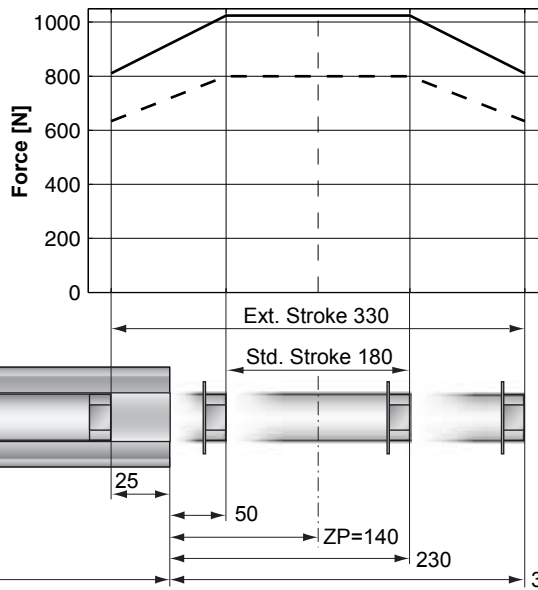
Ph 1+	Red	A
Ph 1-	Pink	B
Ph 2+	Blue	C
Ph 2-	Grey	D
+5VDC	White	E
GND	Inner Shield	F
Sine	Yellow	G
Cosine	Green	H
Temp.	Black	L
Shield	Outer Shield	Case

Accessoires

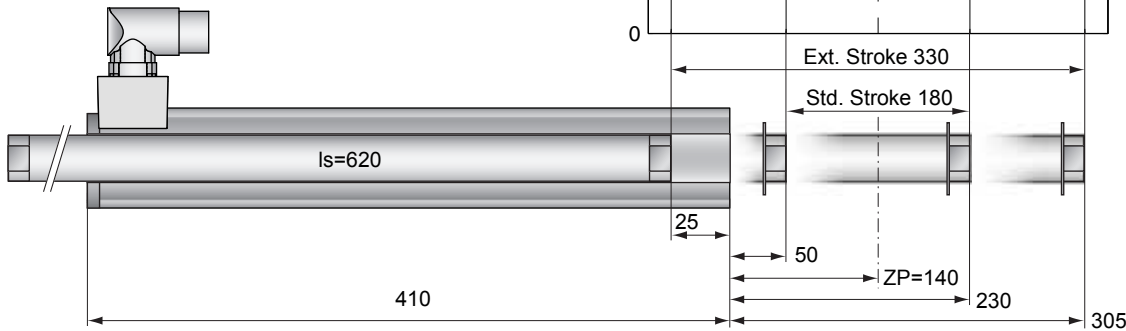


Recommended Drives:
E1100/E1250

Max. Stroke: 330mm
Max. Force: 1024N



— E1250-UC, 72VDC
 - - - E1100-XC, 72VDC

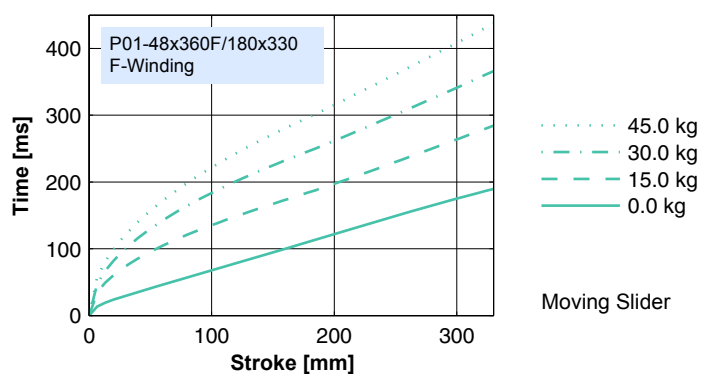


Dimensions in mm

Motor Specification

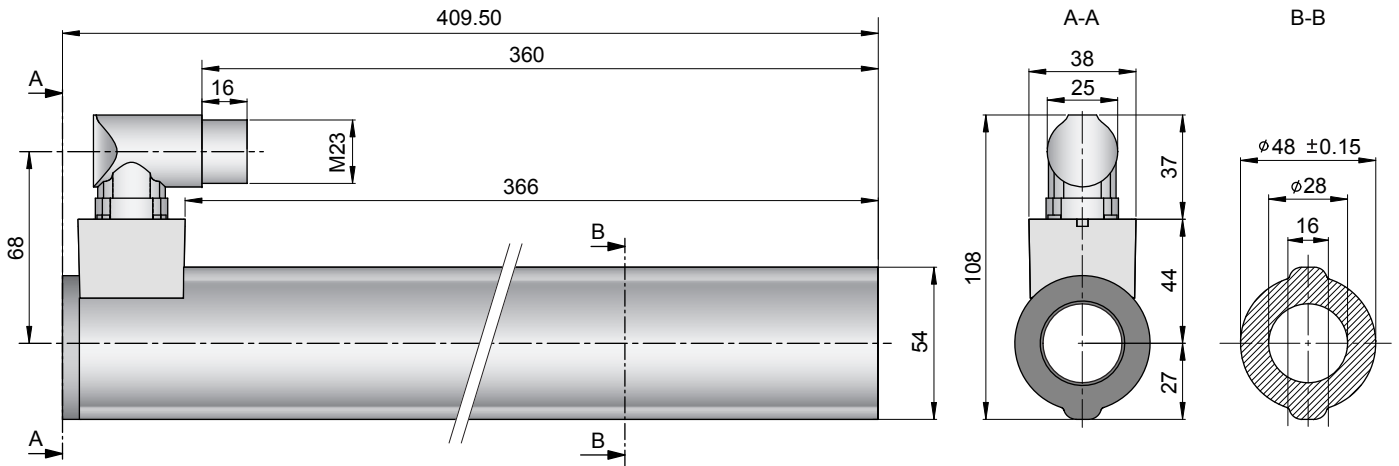
		F-Winding	
P01-		48x360F/180x330-C	
Extended Stroke	mm (in)	330 (12.99)	
Standard Stroke	mm (in)	180 (7.09)	
Max. Force E1250-UC	N (lbf)	1024 (230.1)	
Max. Force E1100-XC	N (lbf)	800 (179.8)	
Cont. Force	N (lbf)	203 (45.7)	
Cont. Force with fan	N (lbf)	354 (79.7)	
Border Force	%	79	
Force Constant	N/A (lbf/A)	32.0 (7.19)	
Max. Current @ 72VDC	A	32.0	
Max. Velocity @ 72VDC	m/s (in/s)	2.1 (82)	
Phase Resist. 25/80 °C	Ohm	1.38/1.67	
Phase Inductance	mH	1.6	
Thermal Resistance	°K/W	0.8	
Thermal Time Const.	sec	3200	
Stator Diameter	mm (in)	48 (1.89)	
Stator Length	mm (in)	410 (16.12)	
Stator Mass	g (lb)	2880 (6.35)	
Slider Diameter	mm (in)	28 (1.10)	
Slider Length	mm (in)	620 (24.41)	
Slider Mass	g (lb)	2720 (6.00)	
Position Repeatability	mm (in)	±0.05 (±0.0020)	
Linearity	%	±0.20	
Repeatability with EPS	mm (in)	±0.01 (±0.0004)	
Linearity with EPS	mm (in)	±0.01 (±0.0004)	

Position-Time Diagram



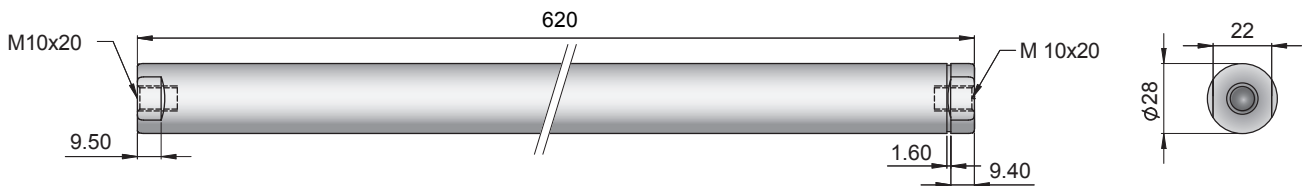
Moving Slider

Connector Type



Linear Motor		Stator		Slider	
Type	Art.No	Type	Art. No.	Type	Art. No.
P01-48x360F/180x330-C	-->	PS01-48x360F-C	0150-1269	& PL01-28x620/540	0150-1383

Slider



Standard Type	Slider Standard	PL01-28x620/540	0150-1383
Special Sliders	Heavy Duty Slider with WC/C-Coating	PL02-28x620/540	0150-1414
	Hollow Slider hole diameter 6mm	PL01-28x620/540-L	0150-1481
	High Clearance Slider d=27mm	PL01-27x620/540	on request

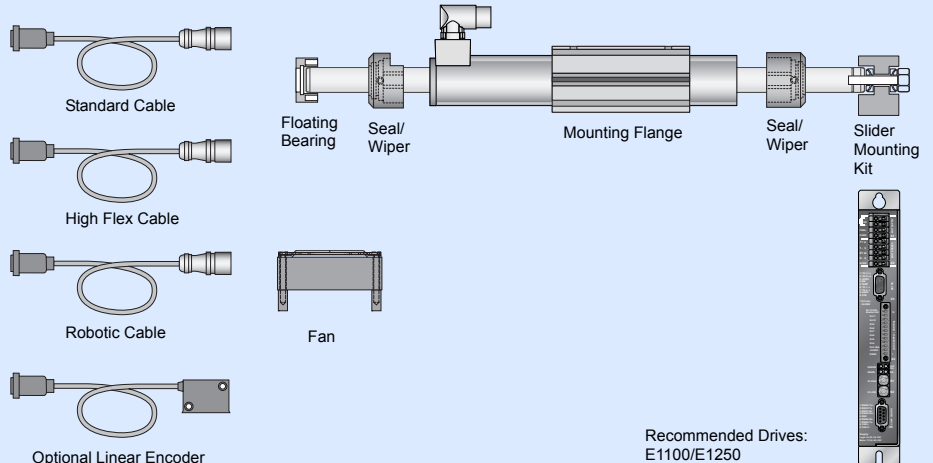
Connectors

Motor connector Wiring

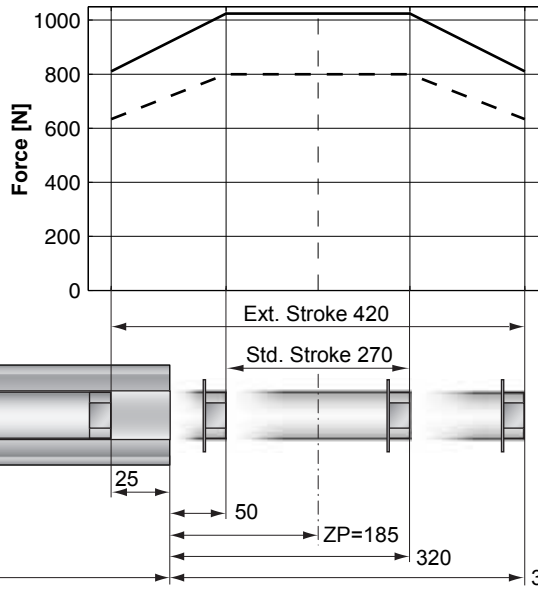
P01-48...-C

Ph 1+	Red	A
Ph 1-	Pink	B
Ph 2+	Blue	C
Ph 2-	Grey	D
+5VDC	White	E
GND	Inner Shield	F
Sine	Yellow	G
Cosine	Green	H
Temp.	Black	L
Shield	Outer Shield	Case

Accessoires



Max. Stroke: 420mm
Max. Force: 1024N



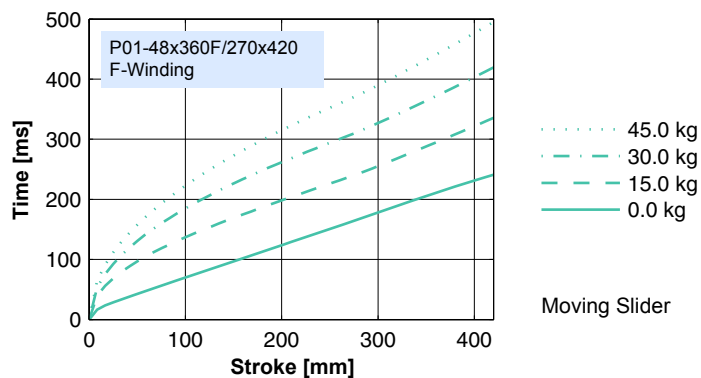
— E1250-UC, 72VDC
 - - - E1100-XC, 72VDC

Dimensions in mm

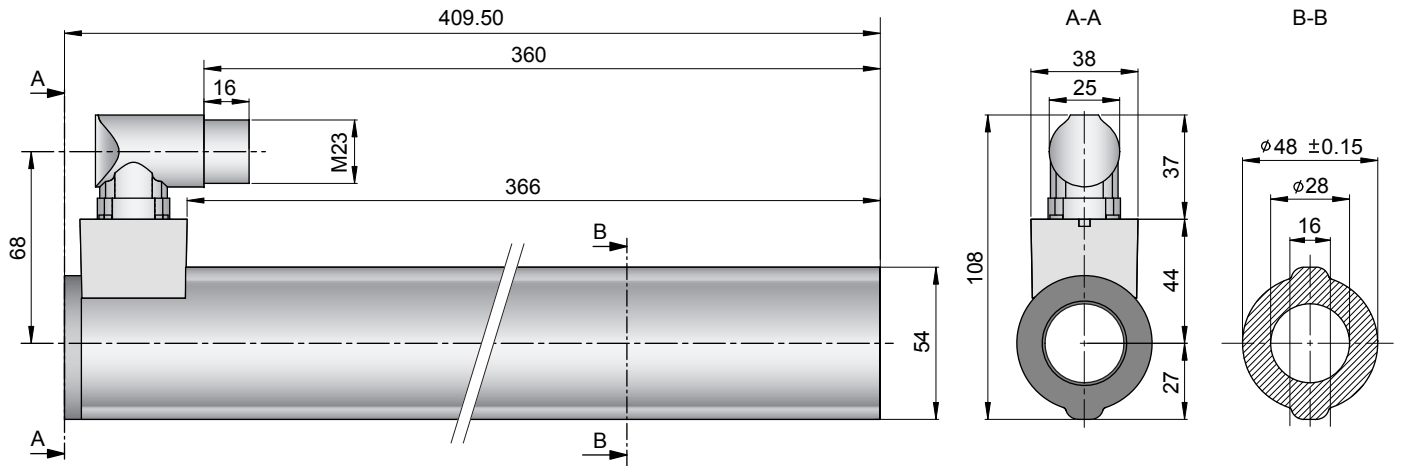
Motor Specification

		F-Winding	
		48x360F/270x420-C	
Extended Stroke	mm (in)	420 (16.54)	
Standard Stroke	mm (in)	270 (10.63)	
Max. Force E1250-UC	N (lbf)	1024 (230.1)	
Max. Force E1100-XC	N (lbf)	800 (179.8)	
Cont. Force	N (lbf)	203 (45.7)	
Cont. Force with fan	N (lbf)	354 (79.7)	
Border Force	%	79	
Force Constant	N/A (lbf/A)	32.0 (7.19)	
Max. Current @ 72VDC	A	32.0	
Max. Velocity @ 72VDC	m/s (in/s)	2.1 (82)	
Phase Resist. 25/80 °C	Ohm	1.38/1.67	
Phase Inductance	mH	1.6	
Thermal Resistance	°K/W	0.8	
Thermal Time Const.	sec	3200	
Stator Diameter	mm (in)	48 (1.89)	
Stator Length	mm (in)	410 (16.12)	
Stator Mass	g (lb)	2880 (6.35)	
Slider Diameter	mm (in)	28 (1.10)	
Slider Length	mm (in)	710 (27.95)	
Slider Mass	g (lb)	3140 (6.92)	
Position Repeatability	mm (in)	±0.05 (±0.0020)	
Linearity	%	±0.15	
Repeatability with EPS	mm (in)	±0.01 (±0.0004)	
Linearity with EPS	mm (in)	±0.01 (±0.0004)	

Position-Time Diagram

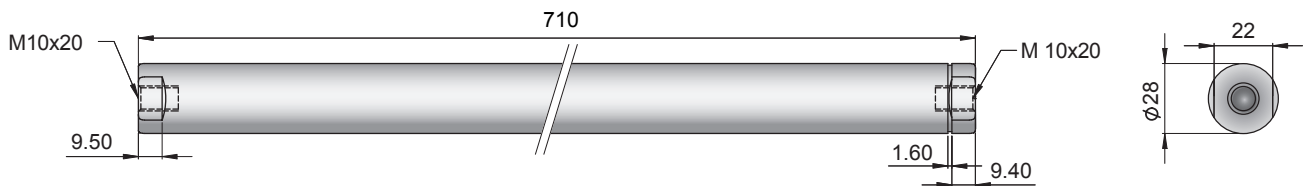


Connector Type



Linear Motor		Stator		Slider	
Type	Art.No	Type	Art. No.	Type	Art. No.
P01-48x360F/270x420-C	-->	PS01-48x360F-C	0150-1269	& PL01-28x710/630	0150-1384

Slider



Standard Type	Slider Standard	PL01-28x710/630	0150-1384
Special Sliders	Heavy Duty Slider with WC/C-Coating	PL02-28x710/630	0150-1415
	Hollow Slider hole diameter 6mm	PL01-28x710/630-L	0150-1482
	High Clearance Slider d=27mm	PL01-27x710/630	on request

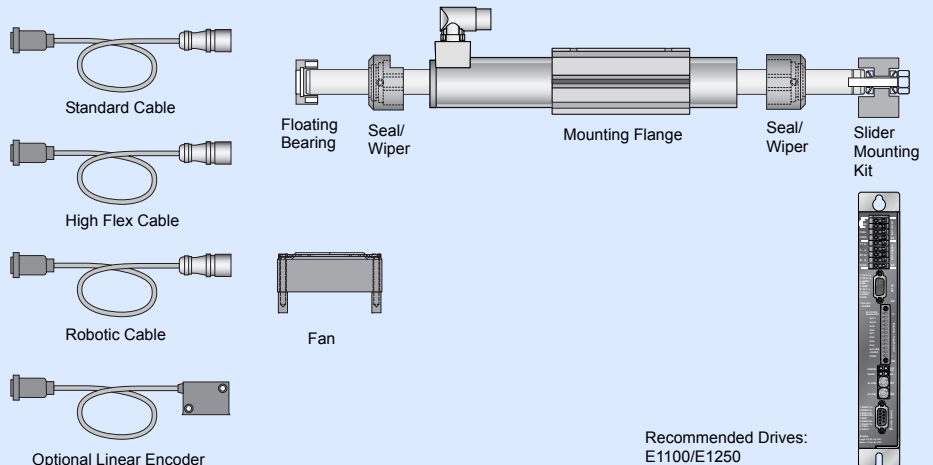
Connectors

Motor connector Wiring

P01-48...-C

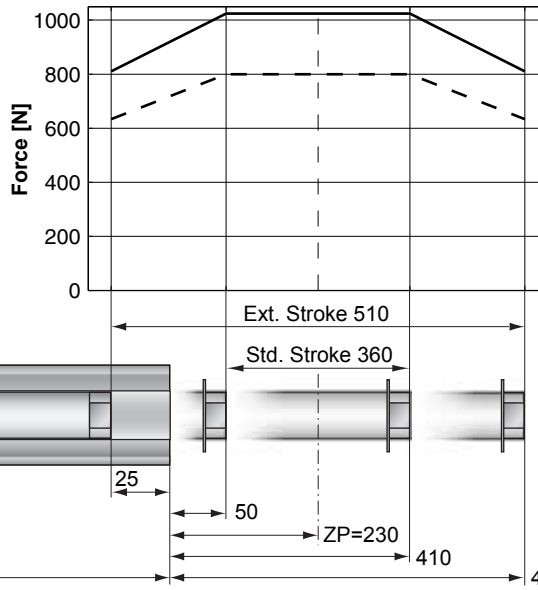
Ph 1+	Red	A
Ph 1-	Pink	B
Ph 2+	Blue	C
Ph 2-	Grey	D
+5VDC	White	E
GND	Inner Shield	F
Sine	Yellow	G
Cosine	Green	H
Temp.	Black	L
Shield	Outer Shield	Case

Accessoires



Recommended Drives:
E1100/E1250

Max. Stroke: 510mm
Max. Force: 1024N



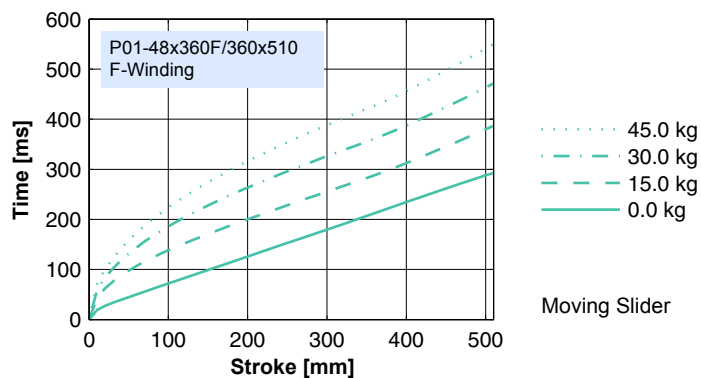
— E1250-UC, 72VDC
 - - - E1100-XC, 72VDC

Dimensions in mm

Motor Specification

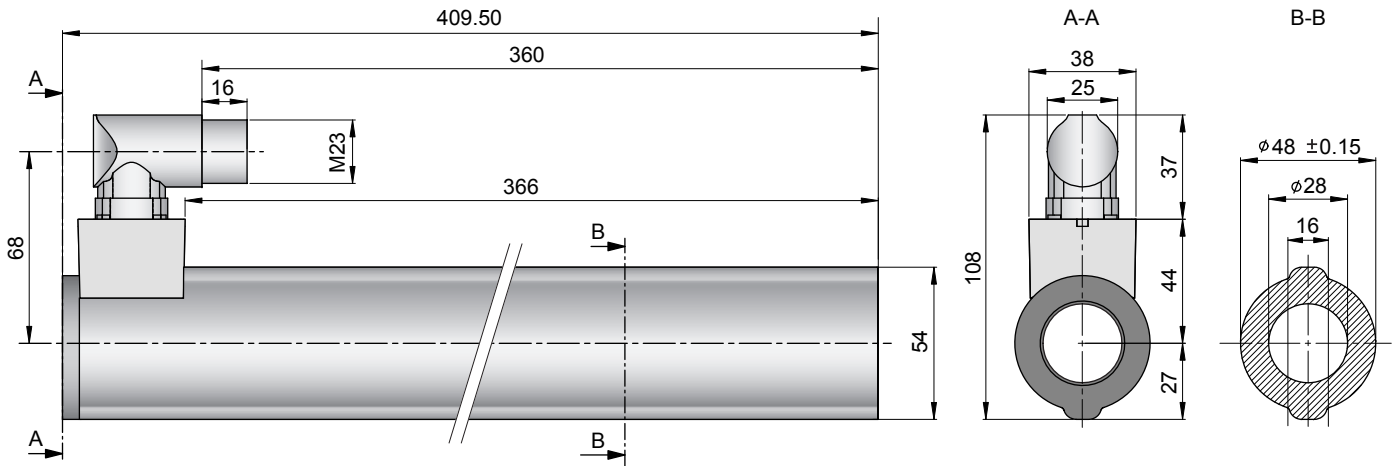
		F-Winding	
		48x360F/360x510-C	
Extended Stroke	mm (in)	510 (20.08)	
Standard Stroke	mm (in)	360 (14.17)	
Max. Force E1250-UC	N (lbf)	1024 (230.1)	
Max. Force E1100-XC	N (lbf)	800 (179.8)	
Cont. Force	N (lbf)	203 (45.7)	
Cont. Force with fan	N (lbf)	354 (79.7)	
Border Force	%	79	
Force Constant	N/A (lbf/A)	32.0 (7.19)	
Max. Current @ 72VDC	A	32.0	
Max. Velocity @ 72VDC	m/s (in/s)	2.1 (82)	
Phase Resist. 25/80 °C	Ohm	1.38/1.67	
Phase Inductance	mH	1.6	
Thermal Resistance	°K/W	0.8	
Thermal Time Const.	sec	3200	
Stator Diameter	mm (in)	48 (1.89)	
Stator Length	mm (in)	410 (16.12)	
Stator Mass	g (lb)	2880 (6.35)	
Slider Diameter	mm (in)	28 (1.10)	
Slider Length	mm (in)	800 (31.50)	
Slider Mass	g (lb)	3560 (7.85)	
Position Repeatability	mm (in)	±0.05 (±0.0020)	
Linearity	%	±0.15	
Repeatability with EPS	mm (in)	±0.01 (±0.0004)	
Linearity with EPS	mm (in)	±0.01 (±0.0004)	

Position-Time Diagram



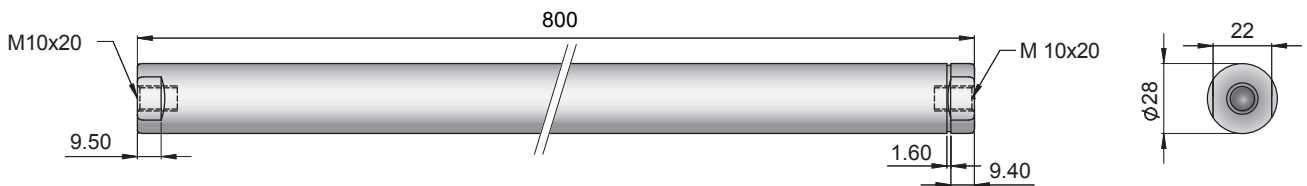
Moving Slider

Connector Type



Linear Motor		Stator		Slider	
Type	Art.No	Type	Art. No.	Type	Art. No.
P01-48x360F/360x510-C	-->	PS01-48x360F-C	0150-1269	& PL01-28x800/720	0150-1385

Slider



Standard Type	Slider Standard	PL01-28x800/720	0150-1385
Special Sliders	Heavy Duty Slider with WC/C-Coating	PL02-28x800/720	0150-1416
	Hollow Slider hole diameter 6mm	PL01-28x800/720-L	0150-1483
	High Clearance Slider d=27mm	PL01-27x800/720	on request

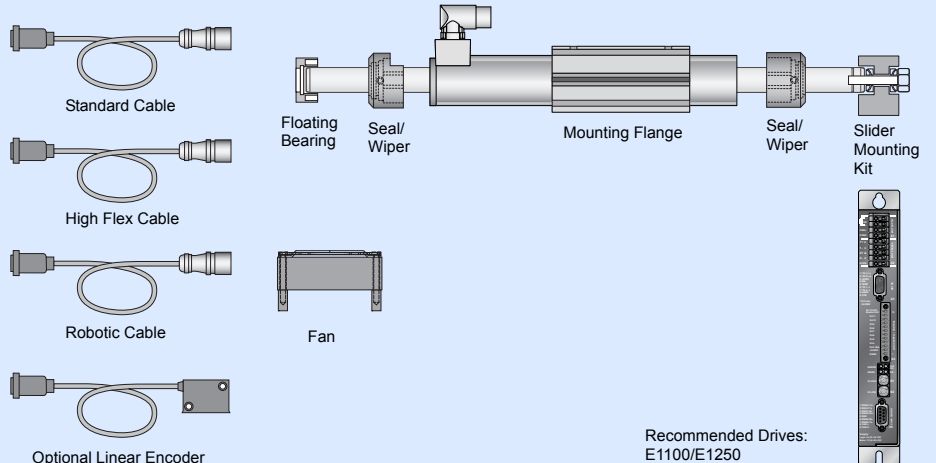
Connectors

Motor connector Wiring

P01-48...-C

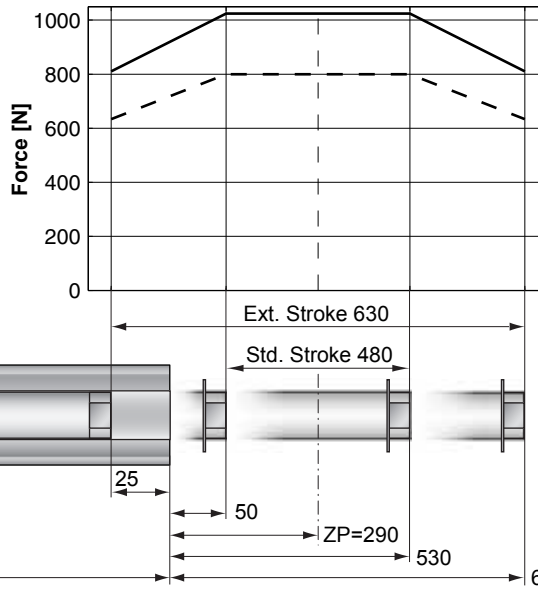
Ph 1+	Red	A
Ph 1-	Pink	B
Ph 2+	Blue	C
Ph 2-	Grey	D
+5VDC	White	E
GND	Inner Shield	F
Sine	Yellow	G
Cosine	Green	H
Temp.	Black	L
Shield	Outer Shield	Case

Accessoires

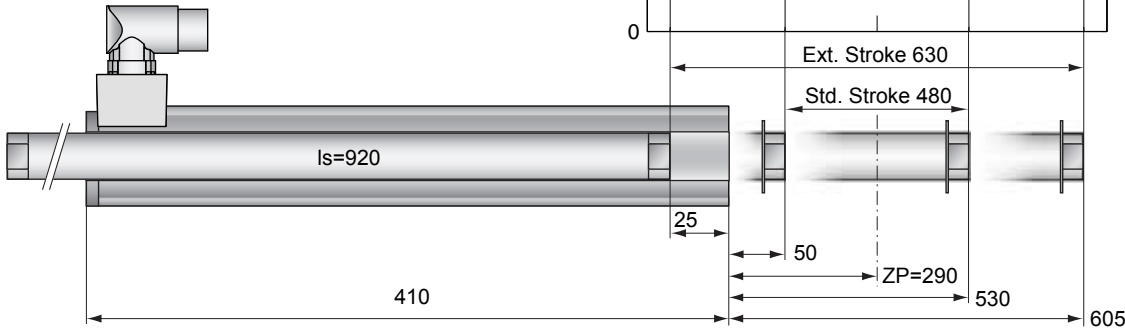


Recommended Drives:
E1100/E1250

Max. Stroke: 630mm
Max. Force: 1024N



— E1250-UC, 72VDC
 - - - E1100-XC, 72VDC

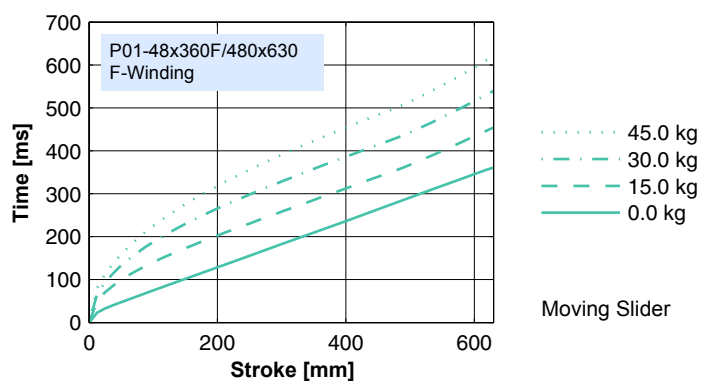


Dimensions in mm

Motor Specification

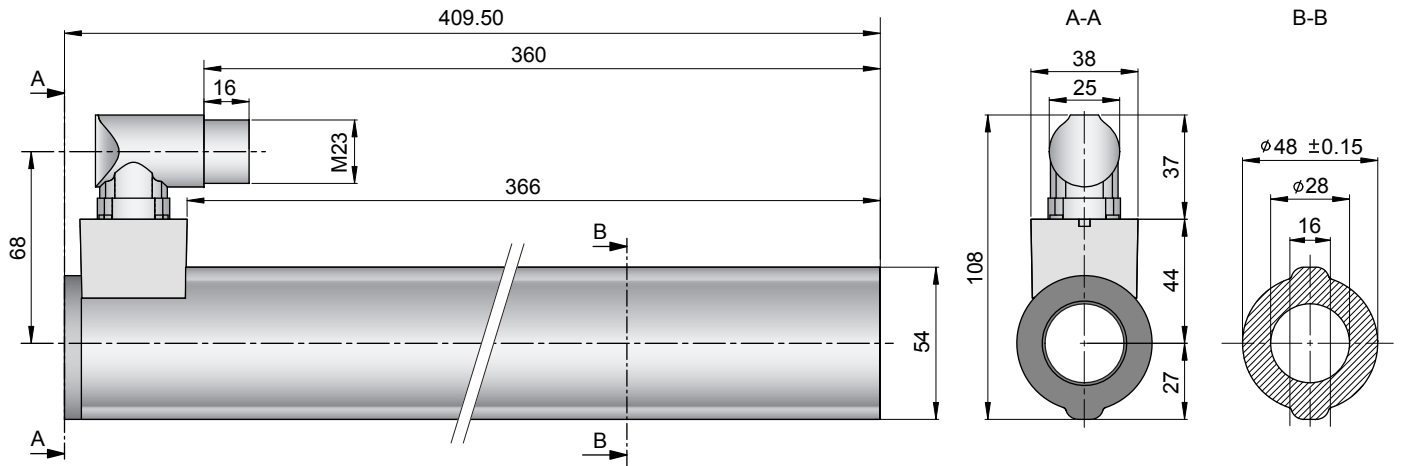
		F-Winding	
		48x360F/480x630-C	
Extended Stroke	mm (in)	630 (24.80)	
Standard Stroke	mm (in)	480 (18.90)	
Max. Force E1250-UC	N (lbf)	1024 (230.1)	
Max. Force E1100-XC	N (lbf)	800 (179.8)	
Cont. Force	N (lbf)	203 (45.7)	
Cont. Force with fan	N (lbf)	354 (79.7)	
Border Force	%	79	
Force Constant	N/A (lbf/A)	32.0 (7.19)	
Max. Current @ 72VDC	A	32.0	
Max. Velocity @ 72VDC	m/s (in/s)	2.1 (82)	
Phase Resist. 25/80 °C	Ohm	1.38/1.67	
Phase Inductance	mH	1.6	
Thermal Resistance	°K/W	0.8	
Thermal Time Const.	sec	3200	
Stator Diameter	mm (in)	48 (1.89)	
Stator Length	mm (in)	410 (16.12)	
Stator Mass	g (lb)	2880 (6.35)	
Slider Diameter	mm (in)	28 (1.10)	
Slider Length	mm (in)	920 (36.22)	
Slider Mass	g (lb)	4120 (9.08)	
Position Repeatability	mm (in)	±0.05 (±0.0020)	
Linearity	%	±0.15	
Repeatability with EPS	mm (in)	±0.01 (±0.0004)	
Linearity with EPS	mm (in)	±0.01 (±0.0004)	

Position-Time Diagram



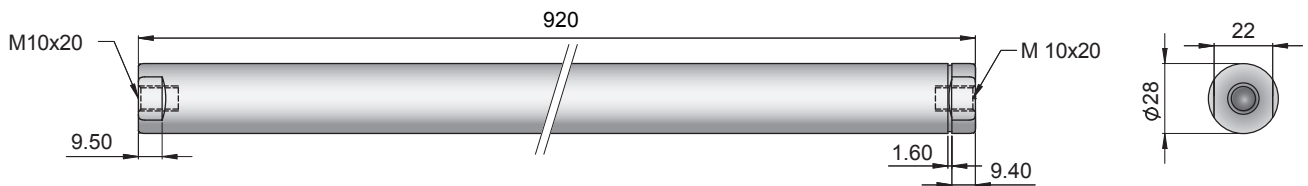
Moving Slider

Connector Type



Linear Motor		Stator		Slider	
Type	Art.No	Type	Art. No.	Type	Art. No.
P01-48x360F/480x630-C	-->	PS01-48x360F-C	0150-1269	& PL01-28x920/840	0150-1386

Slider



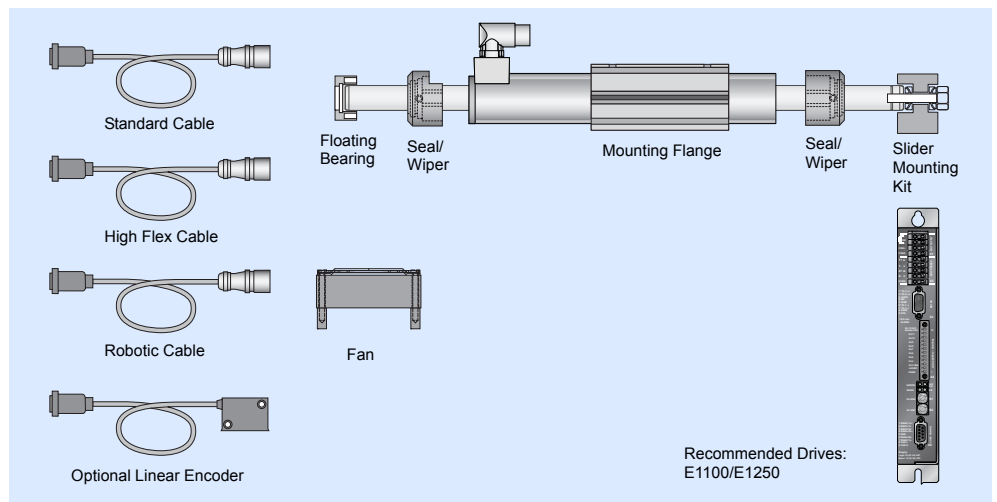
Standard Type	Slider Standard	PL01-28x920/840	0150-1386
Special Sliders	Heavy Duty Slider with WC/C-Coating	PL02-28x920/840	0150-1417
	Hollow Slider hole diameter 6mm	PL01-28x920/840-L	on request
	High Clearance Slider d=27mm	PL01-27x920/840	on request

Connectors

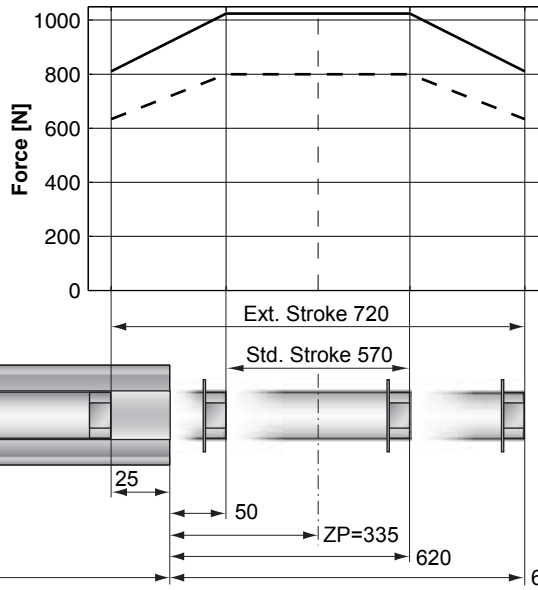
Motor connector Wiring

Motor connector Wiring		P01-48...-C
Ph 1+	Red	A
Ph 1-	Pink	B
Ph 2+	Blue	C
Ph 2-	Grey	D
+5VDC	White	E
GND	Inner Shield	F
Sine	Yellow	G
Cosine	Green	H
Temp.	Black	L
Shield	Outer Shield	Case

Accessoires



Max. Stroke: 720mm
Max. Force: 1024N



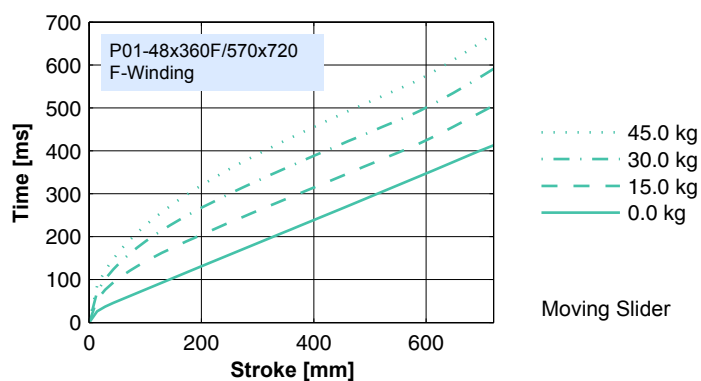
— E1250-UC, 72VDC
 - - - E1100-XC, 72VDC

Dimensions in mm

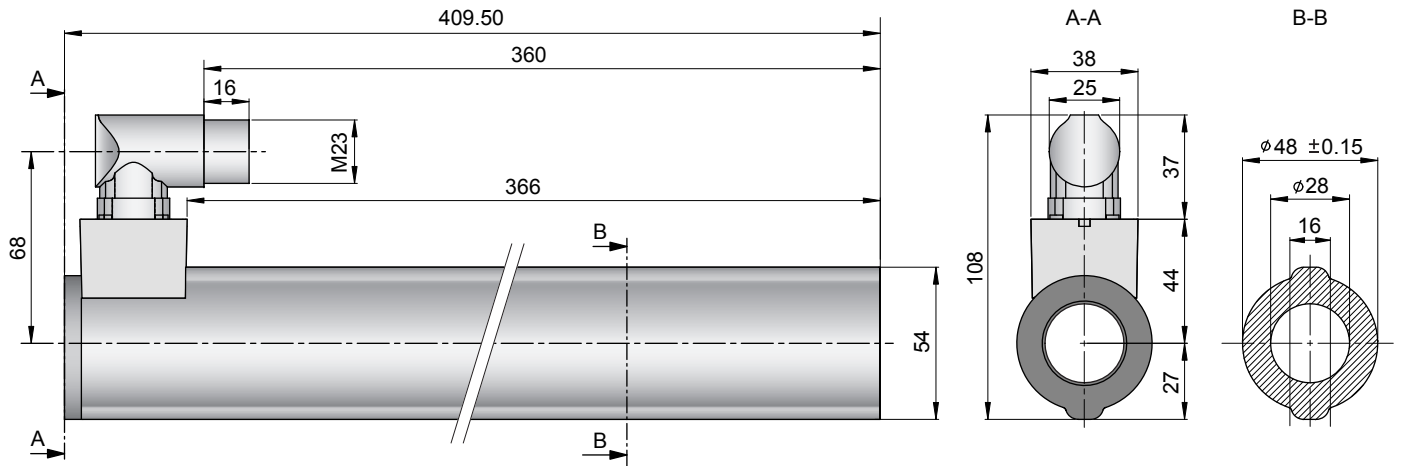
Motor Specification

		F-Winding	
		48x360F/570x720-C	
Extended Stroke	mm (in)	720 (28.35)	
Standard Stroke	mm (in)	570 (22.44)	
Max. Force E1250-UC	N (lbf)	1024 (230.1)	
Max. Force E1100-XC	N (lbf)	800 (179.8)	
Cont. Force	N (lbf)	203 (45.7)	
Cont. Force with fan	N (lbf)	354 (79.7)	
Border Force	%	79	
Force Constant	N/A (lbf/A)	32.0 (7.19)	
Max. Current @ 72VDC	A	32.0	
Max. Velocity @ 72VDC	m/s (in/s)	2.1 (82)	
Phase Resist. 25/80 °C	Ohm	1.38/1.67	
Phase Inductance	mH	1.6	
Thermal Resistance	°K/W	0.8	
Thermal Time Const.	sec	3200	
Stator Diameter	mm (in)	48 (1.89)	
Stator Length	mm (in)	410 (16.12)	
Stator Mass	g (lb)	2880 (6.35)	
Slider Diameter	mm (in)	28 (1.10)	
Slider Length	mm (in)	1010 (39.76)	
Slider Mass	g (lb)	4540 (10.01)	
Position Repeatability	mm (in)	±0.05 (±0.0020)	
Linearity	%	±0.10	
Repeatability with EPS	mm (in)	±0.01 (±0.0004)	
Linearity with EPS	mm (in)	±0.01 (±0.0004)	

Position-Time Diagram

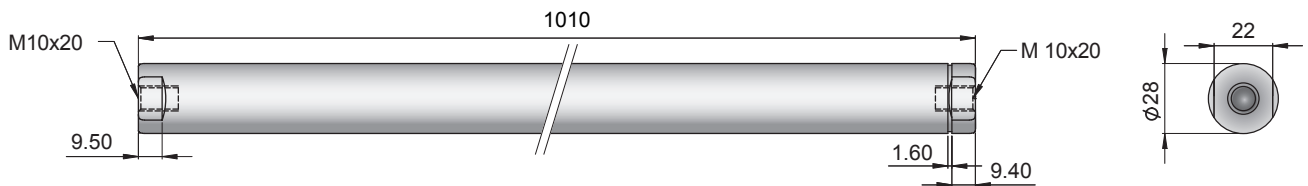


Connector Type



Linear Motor		Stator		Slider	
Type	Art.No	Type	Art. No.	Type	Art. No.
P01-48x360F/570x720-C	-->	PS01-48x360F-C	0150-1269	& PL01-28x1010/930	0150-1387

Slider



Standard Type	Slider Standard	PL01-28x1010/930	0150-1387
Special Sliders	Heavy Duty Slider with WC/C-Coating	PL02-28x1010/930	on request
	Hollow Slider hole diameter 6mm	PL01-28x1010/930-L	on request
	High Clearance Slider d=27mm	PL01-27x1010/930	on request

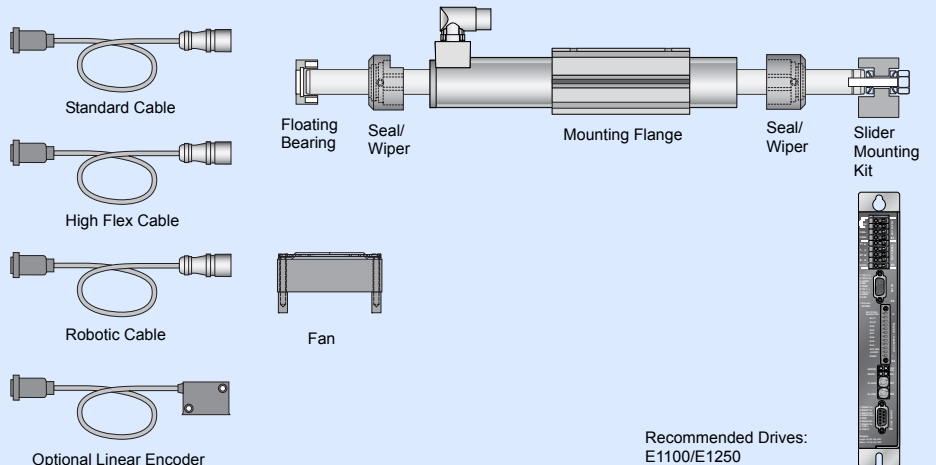
Connectors

Motor connector Wiring

P01-48...-C

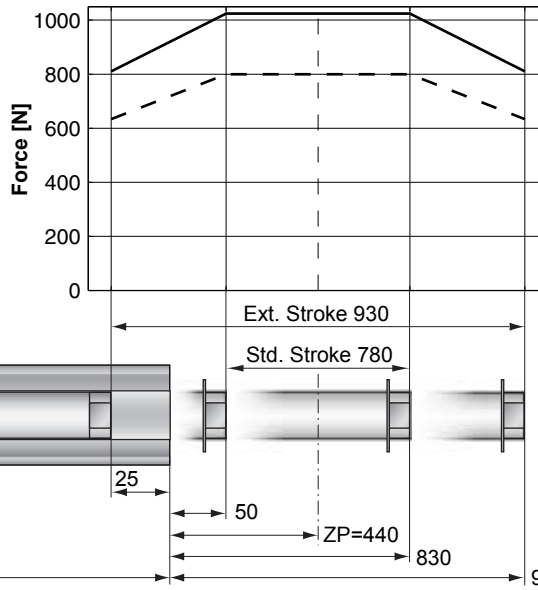
Ph 1+	Red	A
Ph 1-	Pink	B
Ph 2+	Blue	C
Ph 2-	Grey	D
+5VDC	White	E
GND	Inner Shield	F
Sine	Yellow	G
Cosine	Green	H
Temp.	Black	L
Shield	Outer Shield	Case

Accessoires

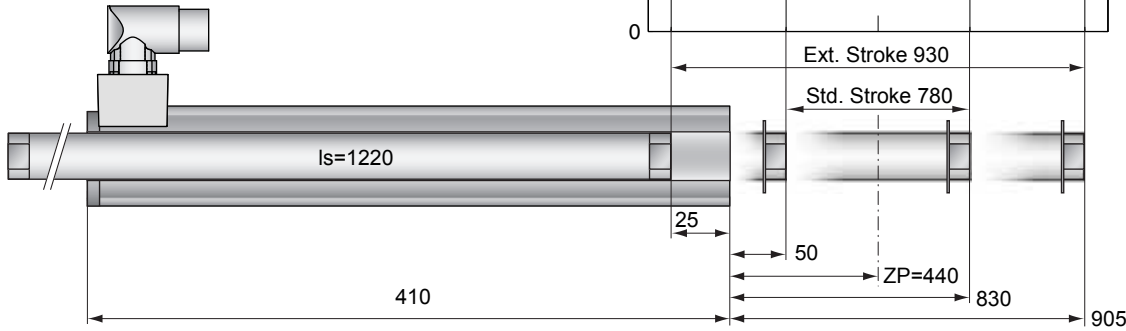


Recommended Drives:
E1100/E1250

Max. Stroke: 930mm
Max. Force: 1024N



— E1250-UC, 72VDC
 - - - E1100-XC, 72VDC

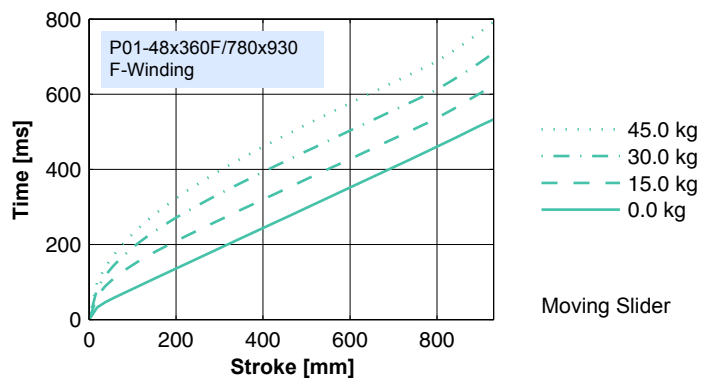


Dimensions in mm

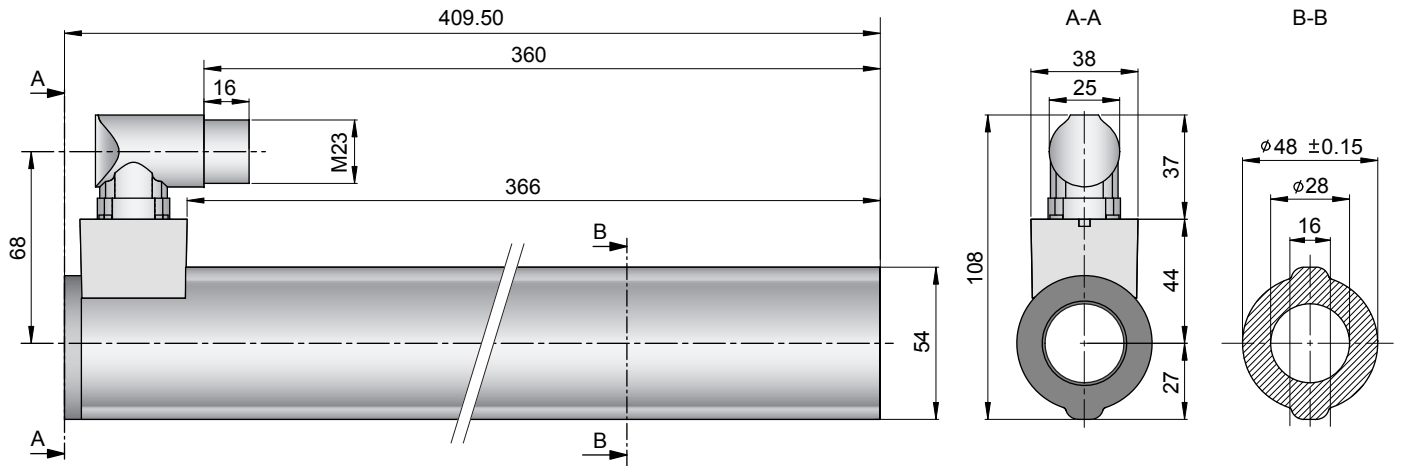
Motor Specification

		F-Winding	
		48x360F/780x930-C	
Extended Stroke	mm (in)	930 (36.61)	
Standard Stroke	mm (in)	780 (30.71)	
Max. Force E1250-UC	N (lbf)	1024 (230.1)	
Max. Force E1100-XC	N (lbf)	800 (179.8)	
Cont. Force	N (lbf)	203 (45.7)	
Cont. Force with fan	N (lbf)	354 (79.7)	
Border Force	%	79	
Force Constant	N/A (lbf/A)	32.0 (7.19)	
Max. Current @ 72VDC	A	32.0	
Max. Velocity @ 72VDC	m/s (in/s)	2.1 (82)	
Phase Resist. 25/80 °C	Ohm	1.38/1.67	
Phase Inductance	mH	1.6	
Thermal Resistance	°K/W	0.8	
Thermal Time Const.	sec	3200	
Stator Diameter	mm (in)	48 (1.89)	
Stator Length	mm (in)	410 (16.12)	
Stator Mass	g (lb)	2880 (6.35)	
Slider Diameter	mm (in)	28 (1.10)	
Slider Length	mm (in)	1220 (48.03)	
Slider Mass	g (lb)	5510 (12.15)	
Position Repeatability	mm (in)	±0.05 (±0.0020)	
Linearity	%	±0.10	
Repeatability with EPS	mm (in)	±0.01 (±0.0004)	
Linearity with EPS	mm (in)	±0.01 (±0.0004)	

Position-Time Diagram

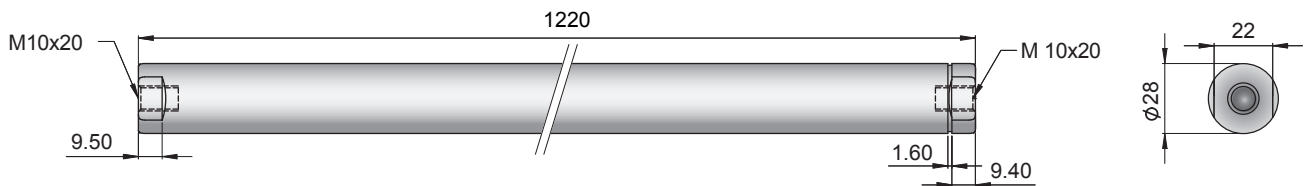


Connector Type



Linear Motor		Stator		Slider	
Type	Art.No	Type	Art. No.	Type	Art. No.
P01-48x360F/780x930-C	-->	PS01-48x360F-C	0150-1269	& PL01-28x1220/1140	0150-1388

Slider



Standard Type	Slider Standard	PL01-28x1220/1140	0150-1388
Special Sliders	Heavy Duty Slider with WC/C-Coating	PL02-28x1220/1140	on request
	Hollow Slider hole diameter 6mm	PL01-28x1220/1140-L	on request
	High Clearance Slider d=27mm	PL01-27x1220/1140	on request

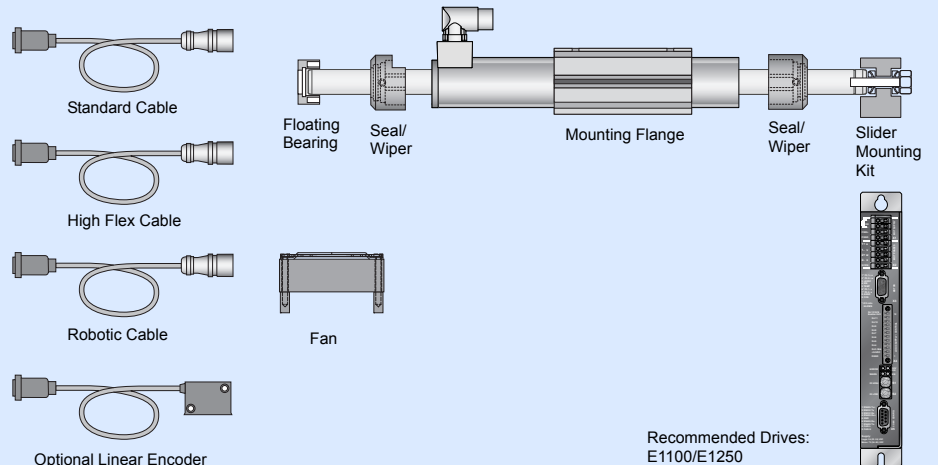
Connectors

Motor connector Wiring

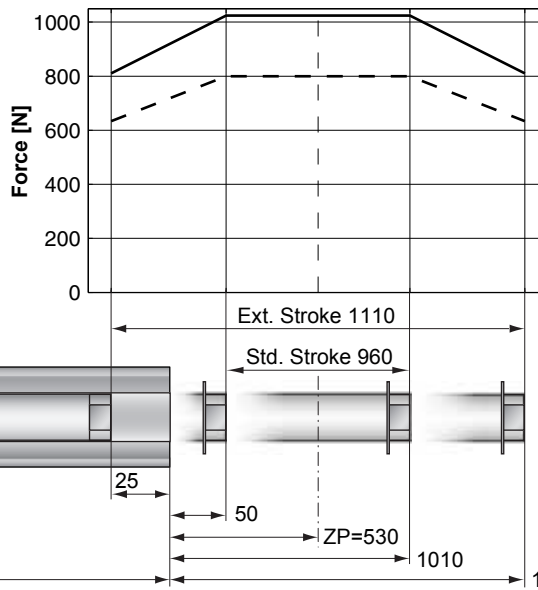
P01-48...-C

Ph 1+	Red	A
Ph 1-	Pink	B
Ph 2+	Blue	C
Ph 2-	Grey	D
+5VDC	White	E
GND	Inner Shield	F
Sine	Yellow	G
Cosine	Green	H
Temp.	Black	L
Shield	Outer Shield	Case

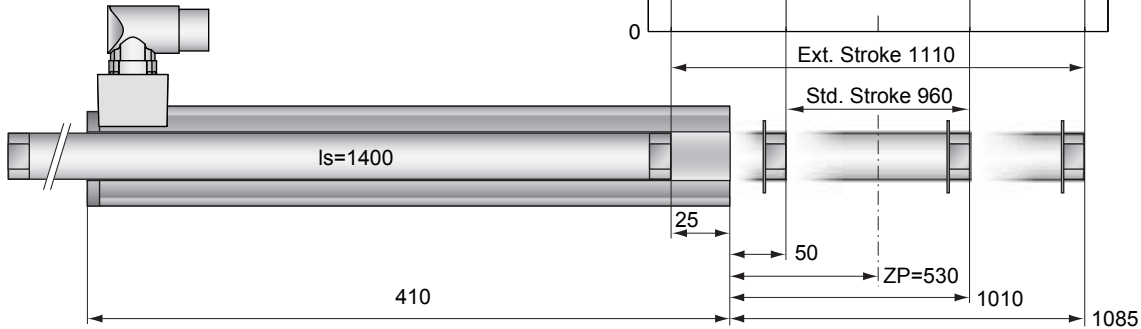
Accessoires



Max. Stroke: 1110mm
Max. Force: 1024N



— E1250-UC, 72VDC
 - - - E1100-XC, 72VDC

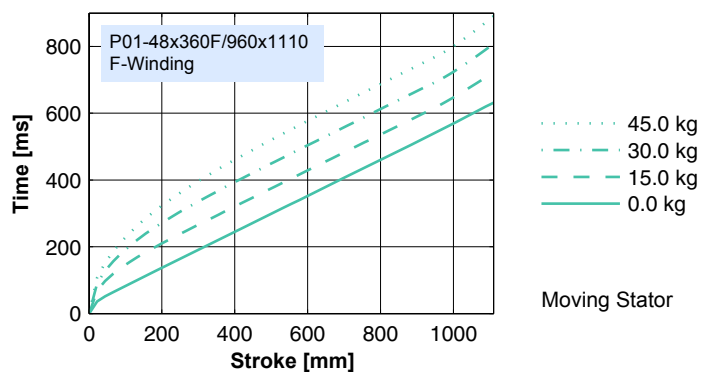


Dimensions in mm

Motor Specification

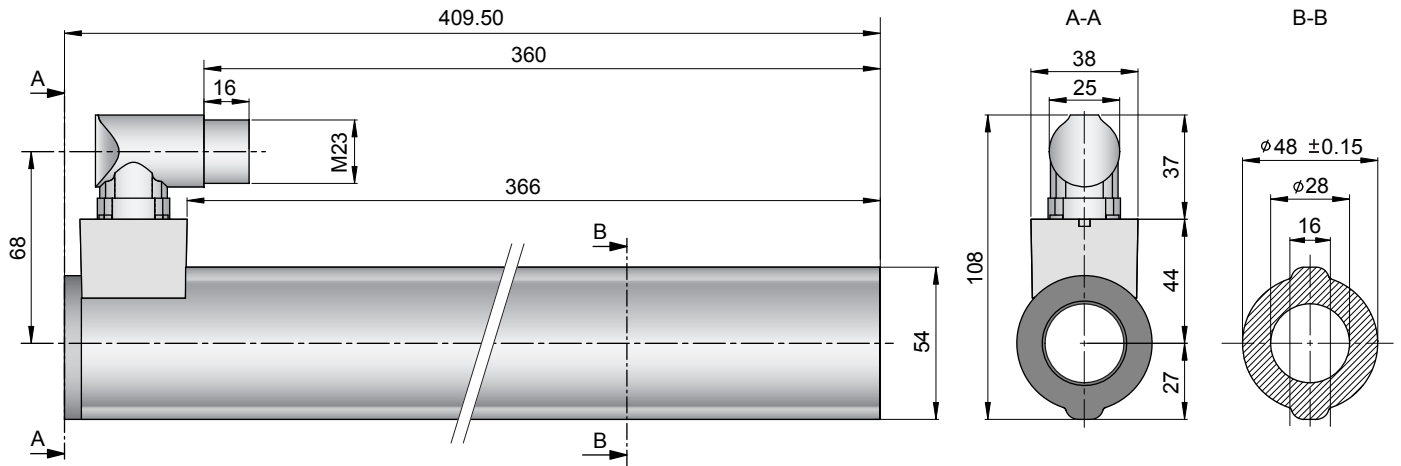
		F-Winding	
		48x360F/960x1110-C	
P01-			
Extended Stroke	mm (in)	1110 (43.70)	
Standard Stroke	mm (in)	960 (37.80)	
Max. Force E1250-UC	N (lbf)	1024 (230.1)	
Max. Force E1100-XC	N (lbf)	800 (179.8)	
Cont. Force	N (lbf)	203 (45.7)	
Cont. Force with fan	N (lbf)	354 (79.7)	
Border Force	%	79	
Force Constant	N/A (lbf/A)	32.0 (7.19)	
Max. Current @ 72VDC	A	32.0	
Max. Velocity @ 72VDC	m/s (in/s)	2.1 (82)	
Phase Resist. 25/80 °C	Ohm	1.38/1.67	
Phase Inductance	mH	1.6	
Thermal Resistance	°K/W	0.8	
Thermal Time Const.	sec	3200	
Stator Diameter	mm (in)	48 (1.89)	
Stator Length	mm (in)	410 (16.12)	
Stator Mass	g (lb)	2880 (6.35)	
Slider Diameter	mm (in)	28 (1.10)	
Slider Length	mm (in)	1400 (55.12)	
Slider Mass	g (lb)	6350 (14.00)	
Position Repeatability	mm (in)	±0.05 (±0.0020)	
Linearity	%	±0.10	
Repeatability with EPS	mm (in)	±0.01 (±0.0004)	
Linearity with EPS	mm (in)	±0.01 (±0.0004)	

Position-Time Diagram



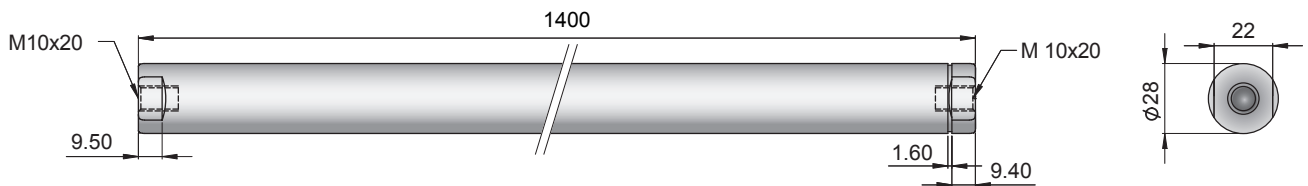
Moving Stator

Connector Type



Linear Motor		Stator		Slider	
Type	Art.No	Type	Art. No.	Type	Art. No.
P01-48x360F/960x1110-C	-->	PS01-48x360F-C	0150-1269	& PL01-28x1400/1320	0150-1389

Slider



Standard Type	Slider Standard	PL01-28x1400/1320	0150-1389
Special Sliders	Heavy Duty Slider with WC/C-Coating	PL02-28x1400/1320	on request
	Hollow Slider hole diameter 6mm	PL01-28x1400/1320-L	on request
	High Clearance Slider d=27mm	PL01-27x1400/1320	on request

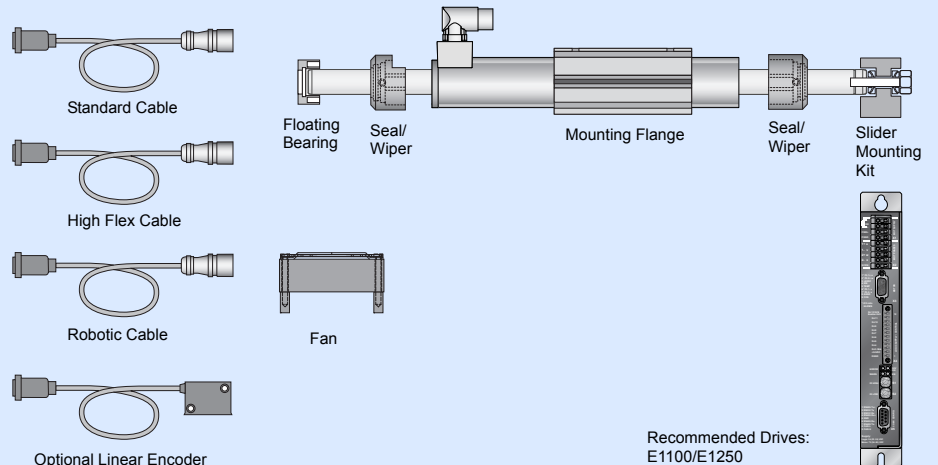
Connectors

Motor connector Wiring

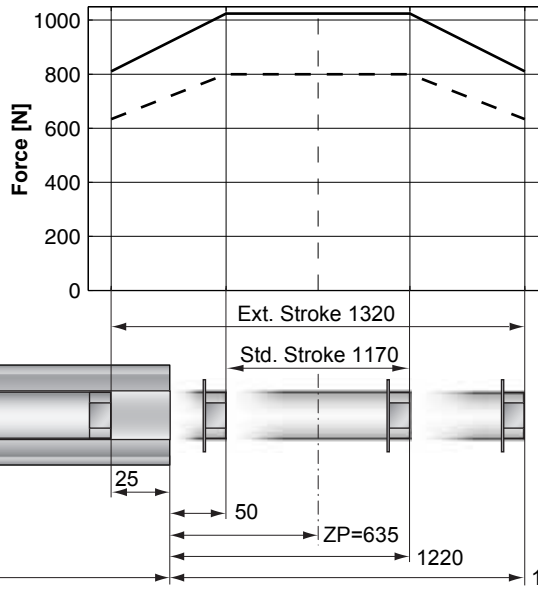
P01-48...-C

Ph 1+	Red	A
Ph 1-	Pink	B
Ph 2+	Blue	C
Ph 2-	Grey	D
+5VDC	White	E
GND	Inner Shield	F
Sine	Yellow	G
Cosine	Green	H
Temp.	Black	L
Shield	Outer Shield	Case

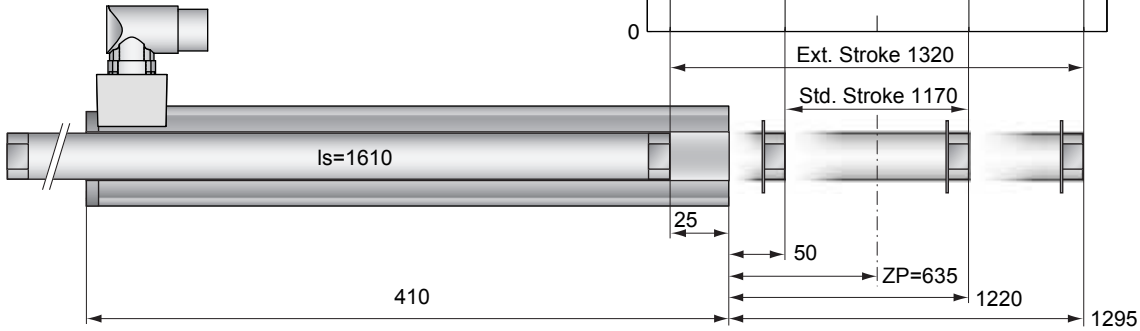
Accessoires



Max. Stroke: 1320mm
Max. Force: 1024N



— E1250-UC, 72VDC
 - - - E1100-XC, 72VDC

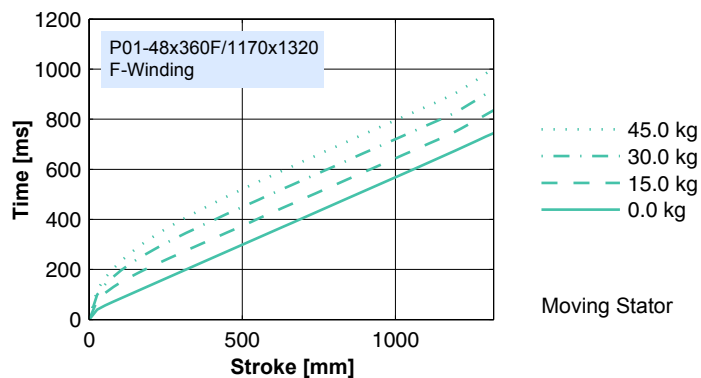


Dimensions in mm

Motor Specification

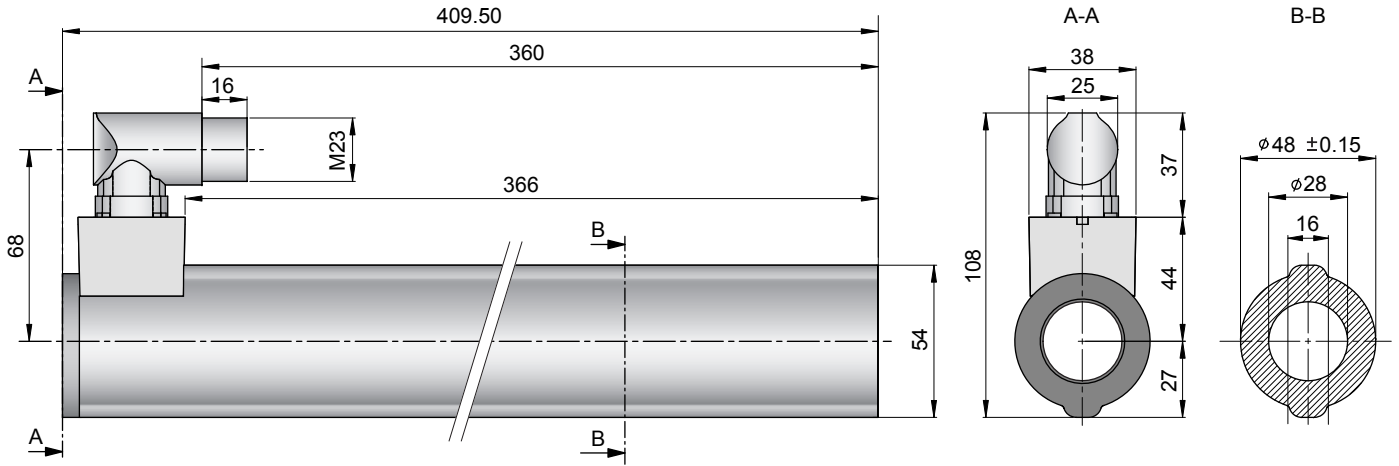
		F-Winding	
		48x360F/1170x1320-C	
Extended Stroke	mm (in)	1320 (51.97)	
Standard Stroke	mm (in)	1170 (46.06)	
Max. Force E1250-UC	N (lbf)	1024 (230.1)	
Max. Force E1100-XC	N (lbf)	800 (179.8)	
Cont. Force	N (lbf)	203 (45.7)	
Cont. Force with fan	N (lbf)	354 (79.7)	
Border Force	%	79	
Force Constant	N/A (lbf/A)	32.0 (7.19)	
Max. Current @ 72VDC	A	32.0	
Max. Velocity @ 72VDC	m/s (in/s)	2.1 (82)	
Phase Resist. 25/80 °C	Ohm	1.38/1.67	
Phase Inductance	mH	1.6	
Thermal Resistance	°K/W	0.8	
Thermal Time Const.	sec	3200	
Stator Diameter	mm (in)	48 (1.89)	
Stator Length	mm (in)	410 (16.12)	
Stator Mass	g (lb)	2880 (6.35)	
Slider Diameter	mm (in)	28 (1.10)	
Slider Length	mm (in)	1610 (63.39)	
Slider Mass	g (lb)	7330 (16.16)	
Position Repeatability	mm (in)	±0.05 (±0.0020)	
Linearity	%	±0.10	
Repeatability with EPS	mm (in)	±0.01 (±0.0004)	
Linearity with EPS	mm (in)	±0.01 (±0.0004)	

Position-Time Diagram



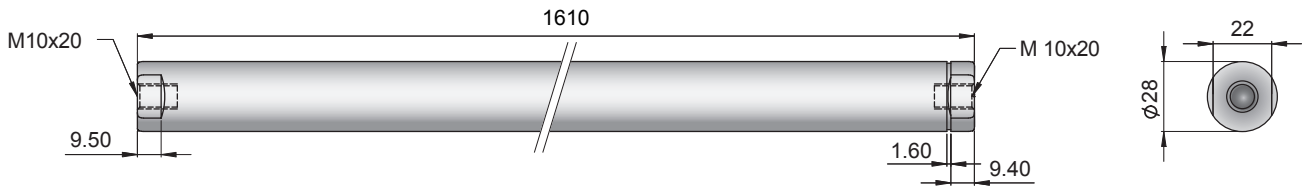
Moving Stator

Connector Type



Linear Motor		Stator		Slider	
Type	Art.No	Type	Art. No.	Type	Art. No.
P01-48x360F/1170x1320-C	-->	PS01-48x360F-C	0150-1269	& PL01-28x1610/1530	0150-1390

Slider



Standard Type	Slider Standard	PL01-28x1610/1530	0150-1390
Special Sliders	Heavy Duty Slider with WC/C-Coating	PL02-28x1610/1530	on request
	Hollow Slider hole diameter 6mm	PL01-28x1610/1530-L	on request
	High Clearance Slider d=27mm	PL01-27x1610/1530	on request

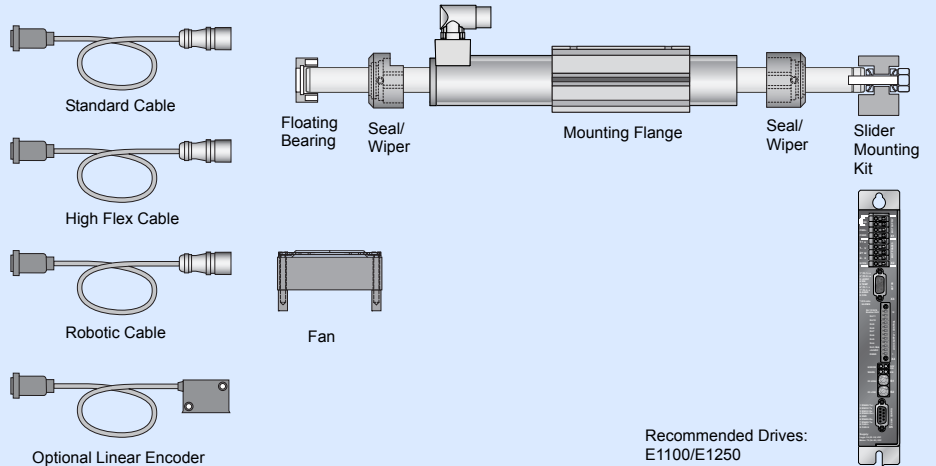
Connectors

Motor connector Wiring

P01-48...-C

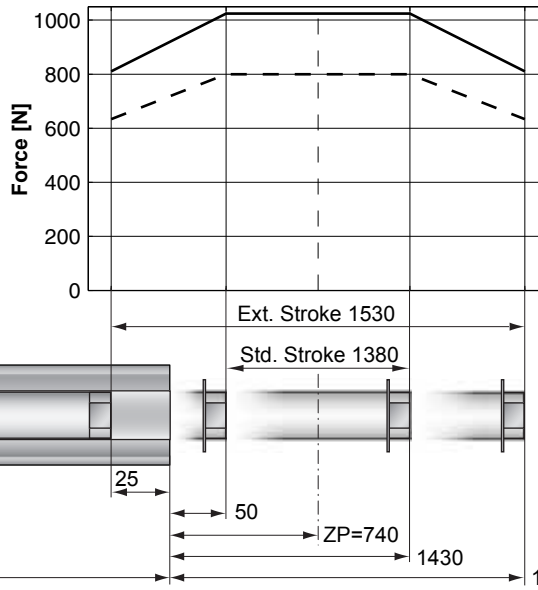
Ph 1+	Red	A
Ph 1-	Pink	B
Ph 2+	Blue	C
Ph 2-	Grey	D
+5VDC	White	E
GND	Inner Shield	F
Sine	Yellow	G
Cosine	Green	H
Temp.	Black	L
Shield	Outer Shield	Case

Accessoires



Recommended Drives:
E1100/E1250

Max. Stroke: 1530mm
Max. Force: 1024N



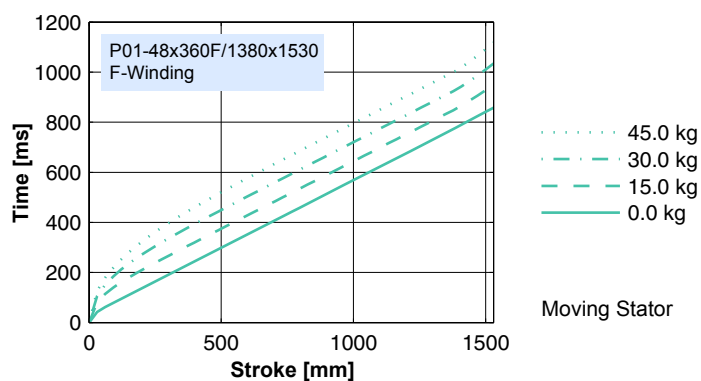
— E1250-UC, 72VDC
 - - - E1100-XC, 72VDC

Dimensions in mm

Motor Specification

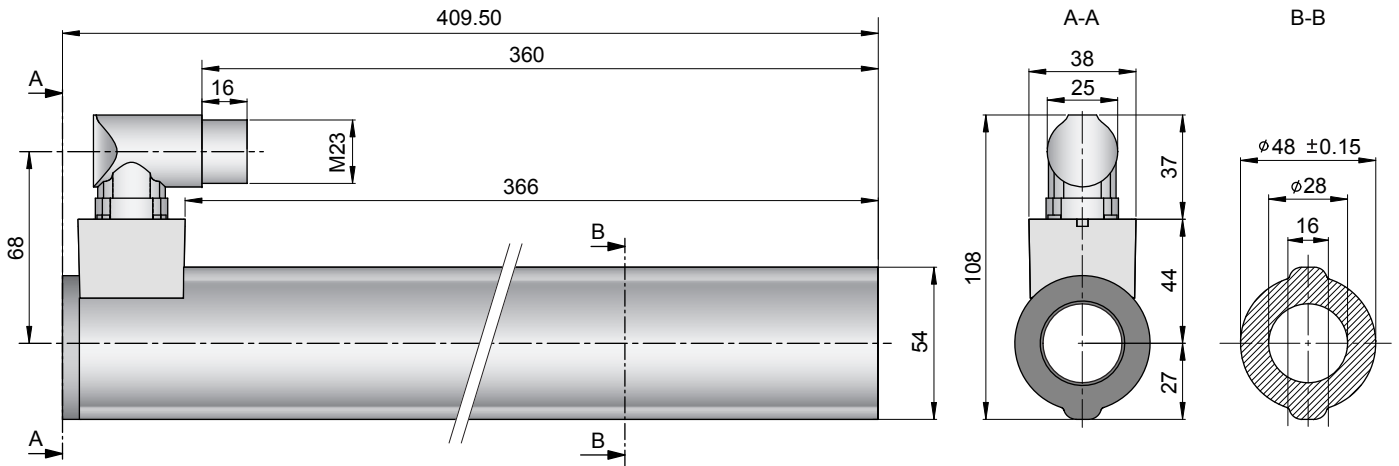
		F-Winding	
P01-		48x360F/1380x1530-C	
Extended Stroke	mm (in)	1530 (60.24)	
Standard Stroke	mm (in)	1380 (54.33)	
Max. Force E1250-UC	N (lbf)	1024 (230.1)	
Max. Force E1100-XC	N (lbf)	800 (179.8)	
Cont. Force	N (lbf)	203 (45.7)	
Cont. Force with fan	N (lbf)	354 (79.7)	
Border Force	%	79	
Force Constant	N/A (lbf/A)	32.0 (7.19)	
Max. Current @ 72VDC	A	32.0	
Max. Velocity @ 72VDC	m/s (in/s)	2.1 (82)	
Phase Resist. 25/80 °C	Ohm	1.38/1.67	
Phase Inductance	mH	1.6	
Thermal Resistance	°K/W	0.8	
Thermal Time Const.	sec	3200	
Stator Diameter	mm (in)	48 (1.89)	
Stator Length	mm (in)	410 (16.12)	
Stator Mass	g (lb)	2880 (6.35)	
Slider Diameter	mm (in)	28 (1.10)	
Slider Length	mm (in)	1820 (71.65)	
Slider Mass	g (lb)	8300 (18.30)	
Position Repeatability	mm (in)	±0.05 (±0.0020)	
Linearity	%	±0.10	
Repeatability with EPS	mm (in)	±0.01 (±0.0004)	
Linearity with EPS	mm (in)	±0.01 (±0.0004)	

Position-Time Diagram



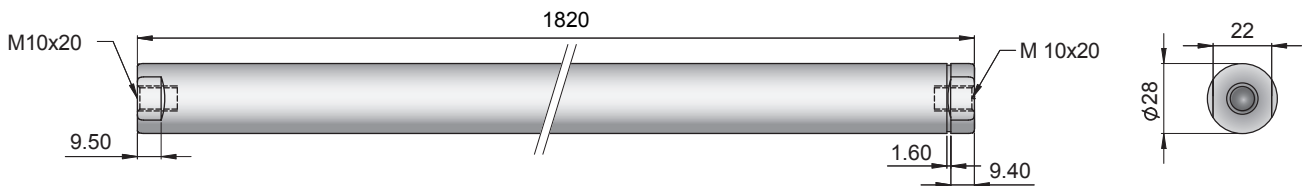
Moving Stator

Connector Type



Linear Motor		Stator		Slider	
Type	Art.No	Type	Art. No.	Type	Art. No.
P01-48x360F/1380x1530-C	-->	PS01-48x360F-C	0150-1269	& PL01-28x1820/1740	0150-1395

Slider



Standard Type	Slider Standard	PL01-28x1820/1740	0150-1395
Special Sliders	Heavy Duty Slider with WC/C-Coating	PL02-28x1820/1740	on request
	Hollow Slider hole diameter 6mm	PL01-28x1820/1740-L	on request
	High Clearance Slider d=27mm	PL01-27x1820/1740	on request

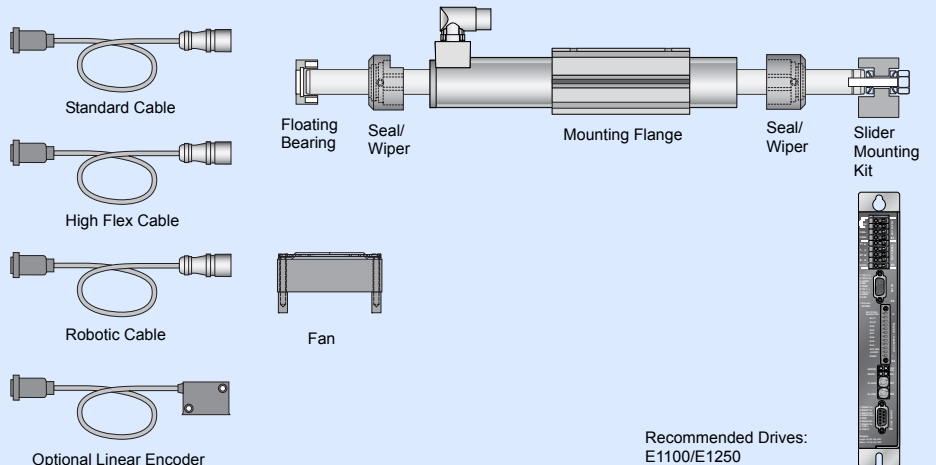
Connectors

Motor connector Wiring

P01-48...-C

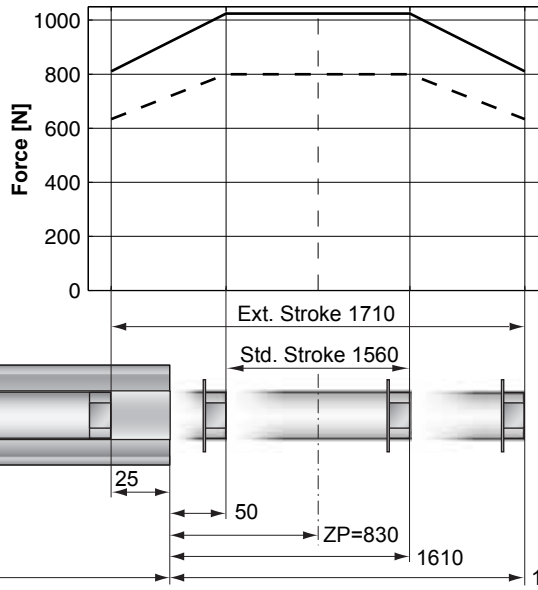
Ph 1+	Red	A
Ph 1-	Pink	B
Ph 2+	Blue	C
Ph 2-	Grey	D
+5VDC	White	E
GND	Inner Shield	F
Sine	Yellow	G
Cosine	Green	H
Temp.	Black	L
Shield	Outer Shield	Case

Accessoires

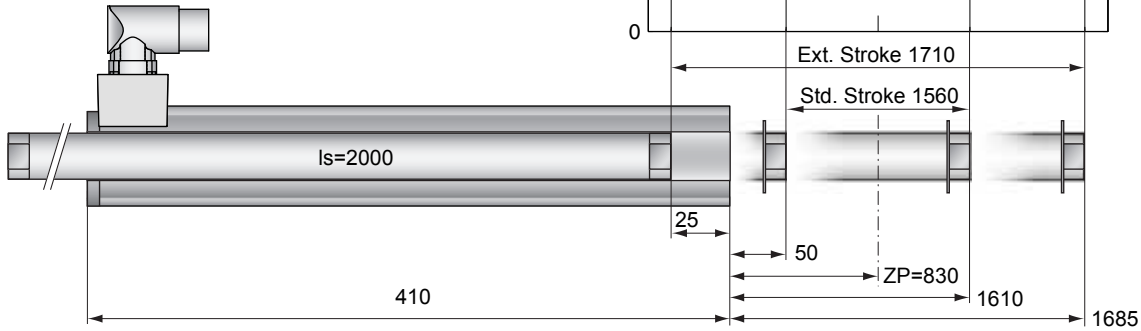


Recommended Drives:
E1100/E1250

Max. Stroke: 1710mm
Max. Force: 1024N



— E1250-UC, 72VDC
 - - - E1100-XC, 72VDC

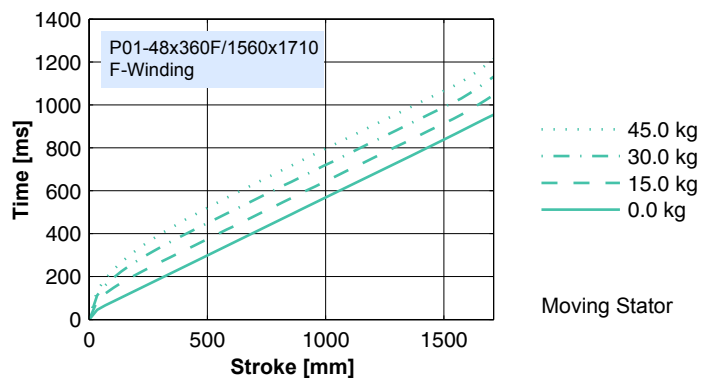


Dimensions in mm

Motor Specification

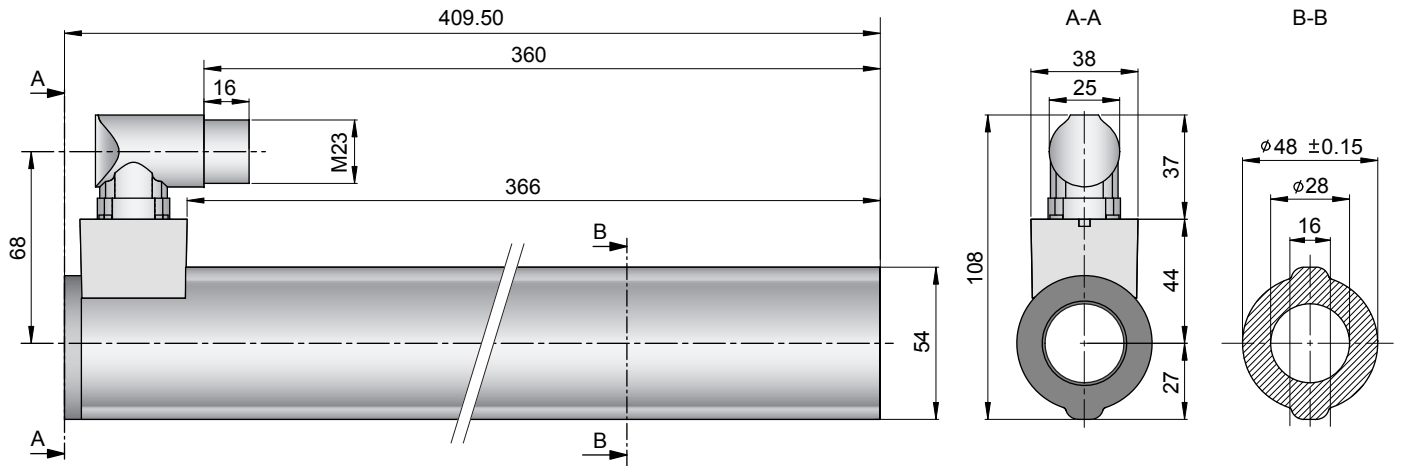
		F-Winding	
P01-		48x360F/1560x1710-C	
Extended Stroke	mm (in)	1710 (67.32)	
Standard Stroke	mm (in)	1560 (61.42)	
Max. Force E1250-UC	N (lbf)	1024 (230.1)	
Max. Force E1100-XC	N (lbf)	800 (179.8)	
Cont. Force	N (lbf)	203 (45.7)	
Cont. Force with fan	N (lbf)	354 (79.7)	
Border Force	%	79	
Force Constant	N/A (lbf/A)	32.0 (7.19)	
Max. Current @ 72VDC	A	32.0	
Max. Velocity @ 72VDC	m/s (in/s)	2.1 (82)	
Phase Resist. 25/80 °C	Ohm	1.38/1.67	
Phase Inductance	mH	1.6	
Thermal Resistance	°K/W	0.8	
Thermal Time Const.	sec	3200	
Stator Diameter	mm (in)	48 (1.89)	
Stator Length	mm (in)	410 (16.12)	
Stator Mass	g (lb)	2880 (6.35)	
Slider Diameter	mm (in)	28 (1.10)	
Slider Length	mm (in)	2000 (78.74)	
Slider Mass	g (lb)	9140 (20.15)	
Position Repeatability	mm (in)	±0.05 (±0.0020)	
Linearity	%	±0.10	
Repeatability with EPS	mm (in)	±0.01 (±0.0004)	
Linearity with EPS	mm (in)	±0.01 (±0.0004)	

Position-Time Diagram



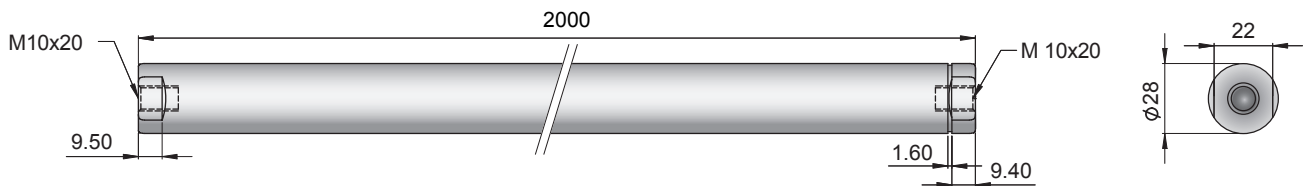
Moving Stator

Connector Type



Linear Motor		Stator		Slider	
Type	Art.No	Type	Art. No.	Type	Art. No.
P01-48x360F/1560x1710-C	-->	PS01-48x360F-C	0150-1269	& PL01-28x2000/1920	0150-1396

Slider



Standard Type	Slider Standard	PL01-28x2000/1920	0150-1396
Special Sliders	Heavy Duty Slider with WC/C-Coating	PL02-28x2000/1920	on request
	Hollow Slider hole diameter 6mm	PL01-28x2000/1920-L	on request
	High Clearance Slider d=27mm	PL01-27x2000/1920	on request

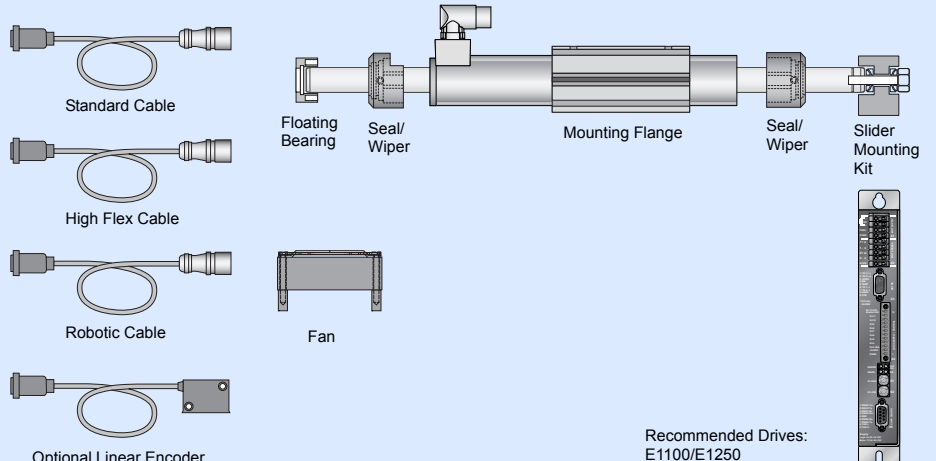
Connectors

Motor connector Wiring

P01-48...-C

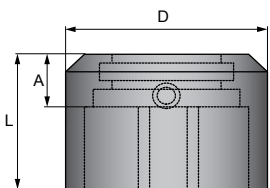
Ph 1+	Red	A
Ph 1-	Pink	B
Ph 2+	Blue	C
Ph 2-	Grey	D
+5VDC	White	E
GND	Inner Shield	F
Sine	Yellow	G
Cosine	Green	H
Temp.	Black	L
Shield	Outer Shield	Case

Accessoires





Dimensions and ordering information



Item	D	L	A	Weight
PA01-48	58mm (2.28in)	32mm (1.26in)	14mm (0.55in)	0.056kg
PA01-48R	58mm (2.28in)	32mm (1.26in)	14mm (0.55in)	0.050kg

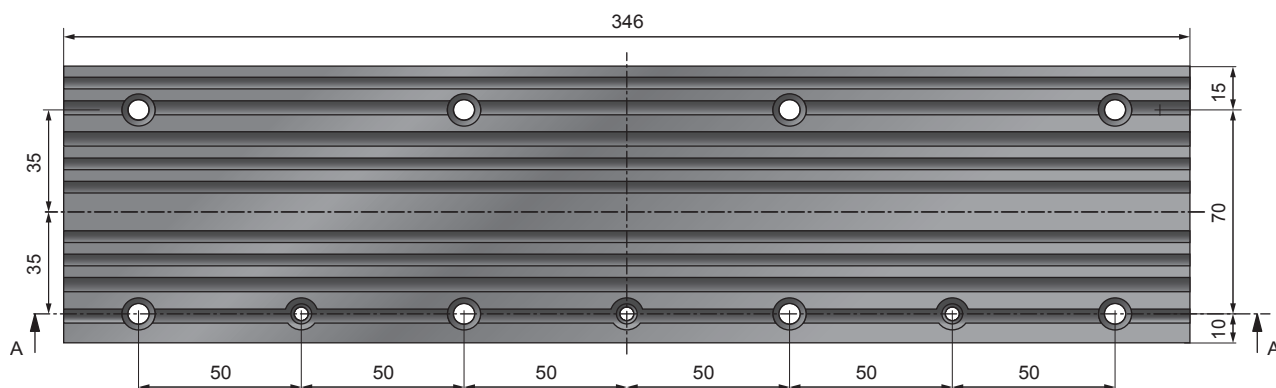
PA01-48: 14mm (0.55in)



PA01-48: 14mm (0.55in)

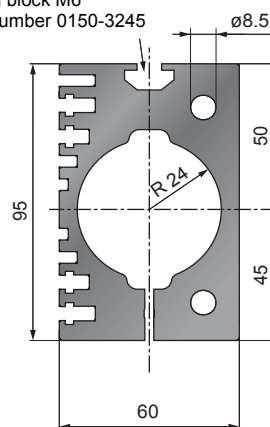
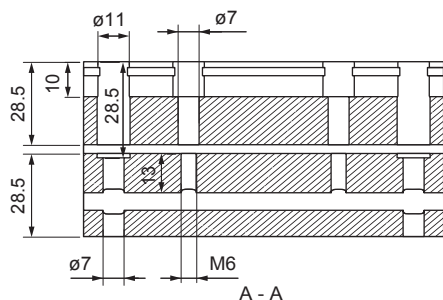
Item	Description	Part Number
PA01-48/27-F	Wiper for PS01-48x... (front wiper for high clearance sliders)	0150-3228
PA01-48/27-R	Wiper for PS01-48x...(-C rear wiper for high clearance sliders)	0150-3229
PA01-48/28-F	Wiper for PS01-48x... (front wiper)	0150-3127
PA01-48/28-R	Wiper for PS01-48x...(-C rear wiper)	0150-3202

PF01-48x346



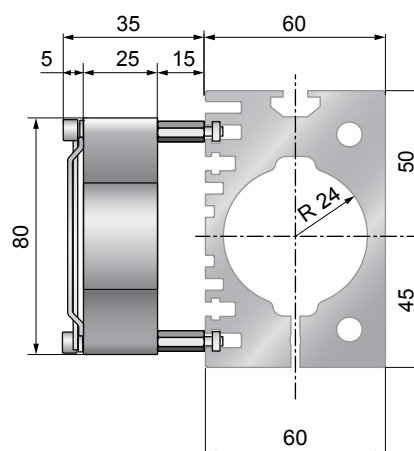
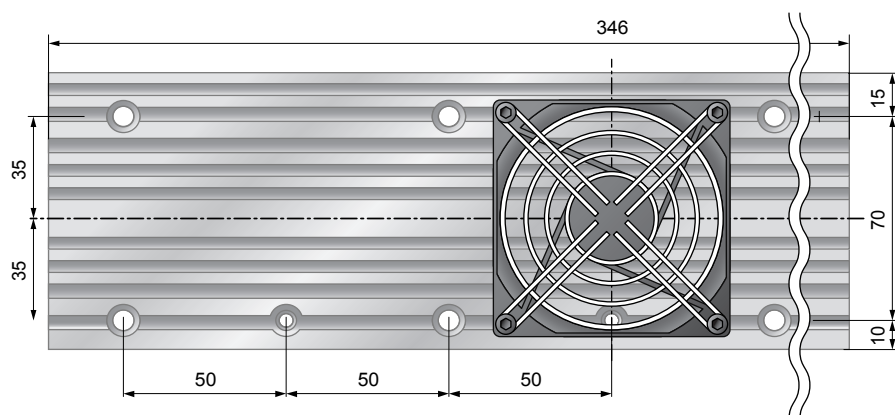
Max. torque for clamp plate screws: 12Nm

Sliding block M6
Part Number 0150-3245



Item	Description	L [mm]	B [mm]	Weight [g]	Part Number
PF01-48x346	Flange 48x346 mm	346	85	2840	0150-2145

Optional Fan for PF01-48



Fan supply:
24VDC, 120mA

Air flow:
80m³/h

Item	Description	Part Number
HV01-37/48	Fan kit for H01-48, B01-48 and PF01-48	0150-5051