


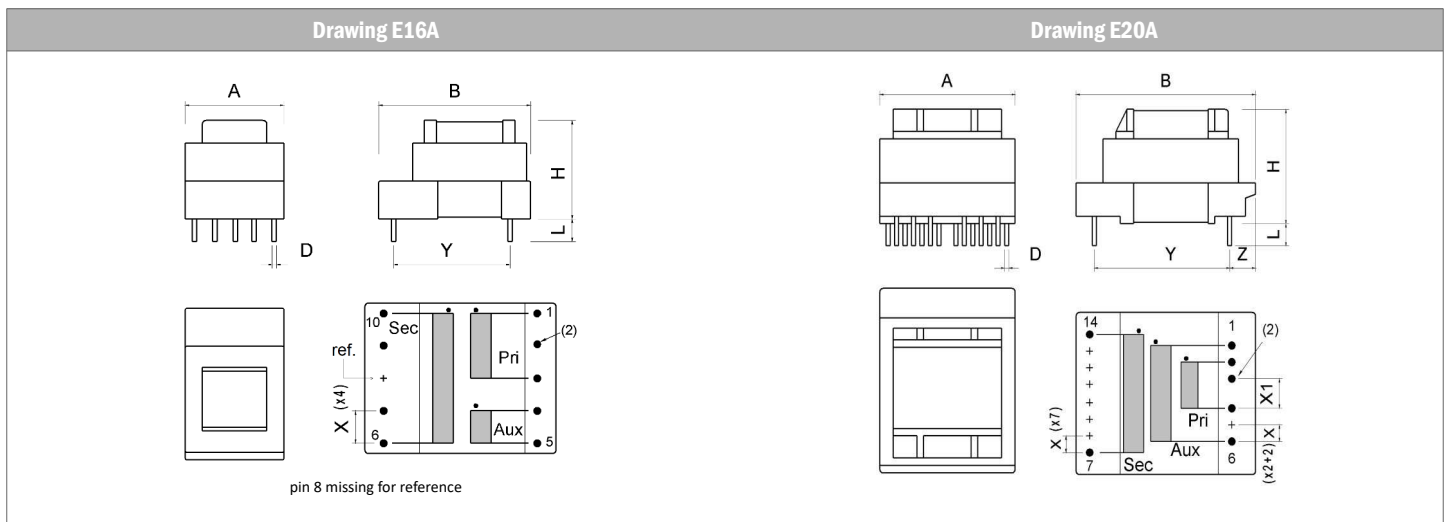
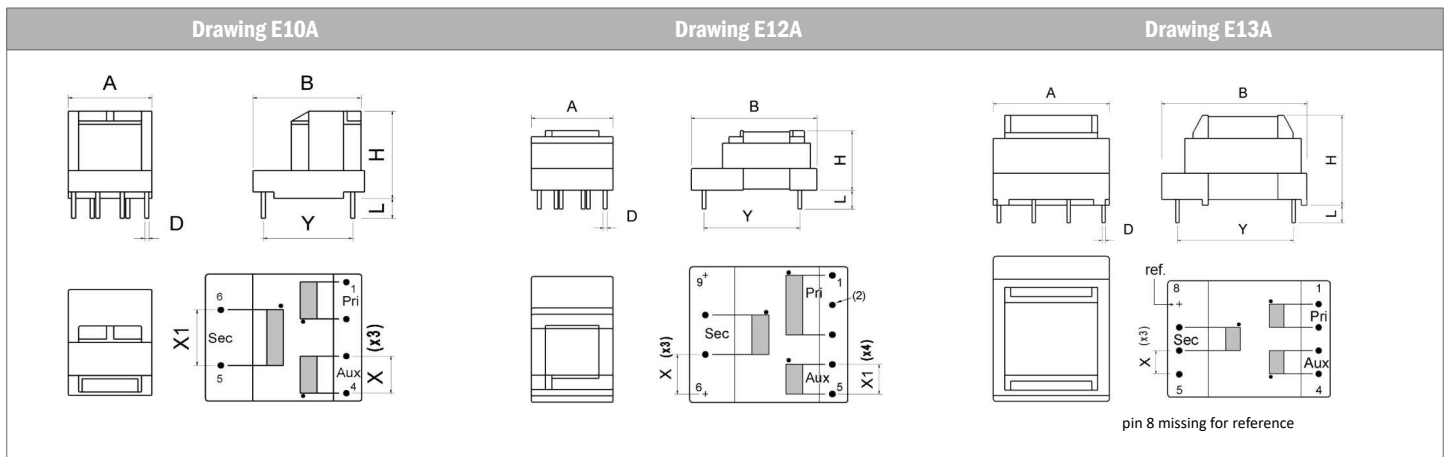
## Flyback transformers size table

- Preferential size table for flyback and similar low power custom transformers
- Suitable for converters based on any flyback controller
- High creepage/clearance for reinforced insulation to meet your safety requirements
- UL Recognized Components available on request



## Flyback size table 0 - 25W

Layout	Power <sup>1</sup>	Dimensions (mm)								Creepage Clearance	.stp file Download
		A max	B max	H max	X typ	X1 typ	Y typ	L min	D typ		
Dwg. E10A	0-2W	12.5	16.3	13.6	3.0	5.0	12.2	2.5	∅ 0.5	>7mm	
Dwg. E12A	2-6W	14.2	20.6	10.3	3.5	2.72	15.35	2.5	∅ 0.6	>6mm	
Dwg. E13A	4-8W	14.8	19.3	14.7	3.8	--	12.5	3.5	∅ 0.5	>6mm	
Dwg. E16A	7-15W	17.3	19.3	14.2	3.2	--	15.5	2.8	∅ 0.7	>6mm	
Dwg. E20A	13-25W	21.7	25.6	16.6	2.5	5.0	20.0	2.5	∞ 0.50	>6mm	




Pin layout bottom view

<sup>1</sup> For reference only; Power range refers to offline flyback converters; the actual max power depends on the design details and features.  
The power can be 20% or more higher in low input voltage or functional insulation flyback converters, 100% higher in push-pull converters.

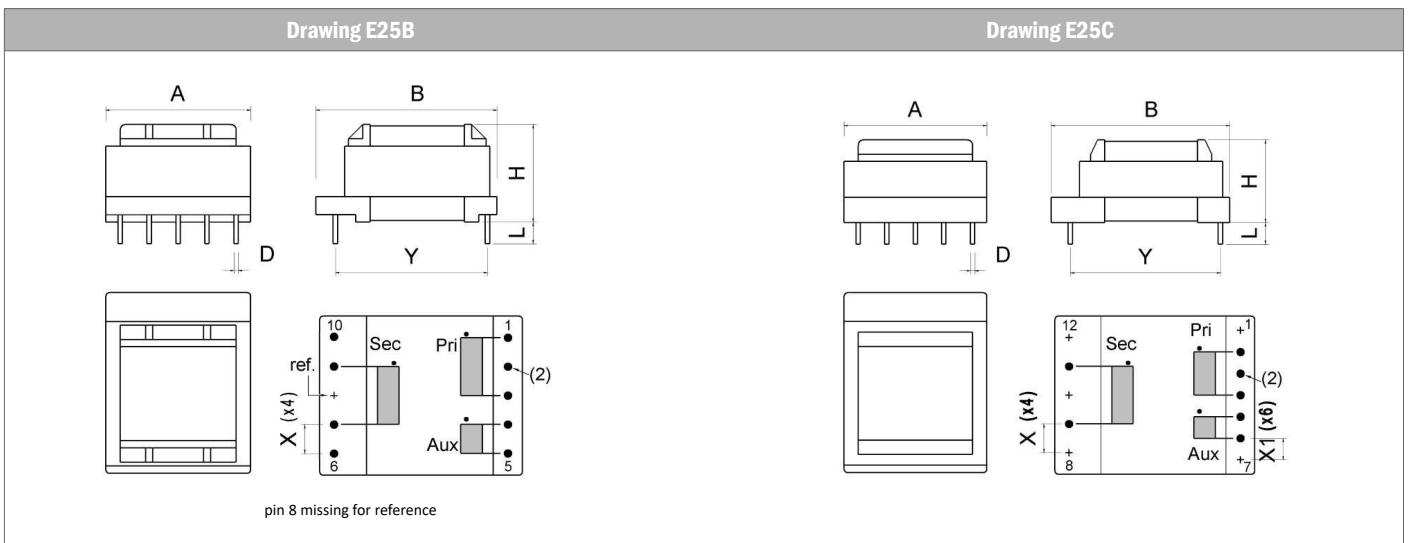
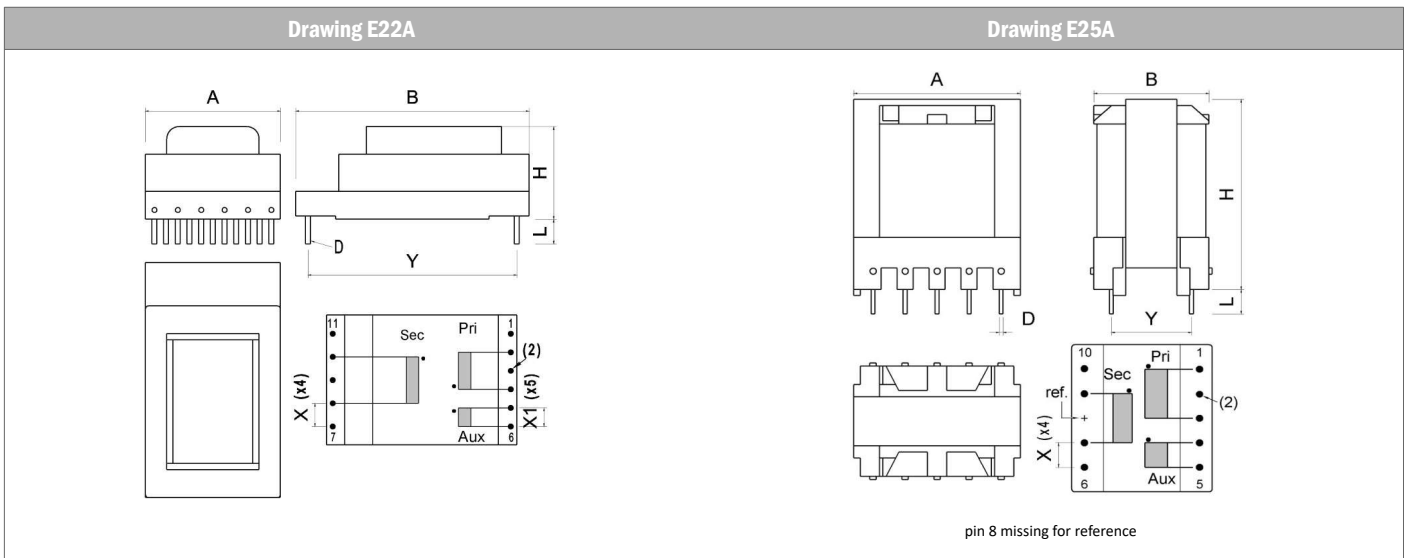
<sup>2</sup> Not to be connected.

- Preferential size table for flyback and similar low power custom transformers
- Suitable for converters based on any flyback controller
- High creepage/clearance for reinforced insulation to meet your safety requirements
- UL Recognized Components available on request



## Flyback size table 20 - 70W

Layout	Power <sup>1</sup>	Dimensions (mm)								Creepage Clearance	.stp file Download
		A max	B max	H max	X typ	X1 typ	Y typ	L min	D typ		
Dwg. E22A	20-40W	23.1	42.9	15.4	3.81	3.81	37.0	2.5	□ 0.70	>12mm	
Dwg. E25A	25-45W	26.7	19.4	31.7	5.0	--	12.5	3.5	□ 0.64	>6mm	
Dwg. E25C	25-45W	28.4	33.7	20.4	5.0	3.5	25.4	3.5	∅ 0.80	>7mm	
Dwg. E25B	40-70W	26.9	33.2	21.7	5.0	--	26.8	3.0	□ 0.64	>7mm	



Pin layout bottom view

<sup>1</sup> For reference only; Power range refers to offline flyback converters; the actual max power depends on the design details and features.  
The power can be 20% or more higher in low input voltage or functional insulation flyback converters, 100% higher in push-pull converters.

<sup>2</sup> Not to be connected.