


























REED RELAY SELECTOR CHART

	Reed Relay Series	Contact Form	Contact Rating (Max Watts)	Switching Voltage (Max V)	Switching Current (Max A)	Carry Current (Max A)	Dielectric Strength Between Contacts (V)		Dielectric Strength Contact to Coil (V)	Life Expectancy (10 ⁶ operations)	Minimum Insulation Resistance (Ohms)	Nominal Coil Voltages (V)	Package	Features	Reed Relay Series
	2200	1A, 1C	10	200	0.5	1.0	250		250	500	10 ¹²	5, 12	Encapsulated	Magnetically shielded	2200
	2300	2A, 3A, 1C, 2C	10	200	0.5	1.5	250		1000	500	10 ¹²	5, 12	Encapsulated	Magnetically shielded	2300
	2900	1A, 1C	10	500	1.0	2.0	1000		1000	1000	10 ¹²	5, 12	Encapsulated	Position sensitive mounting, Hg option available	2900
	2970	1A, 1C	10	200	0.5	1.5	350		1500	500	10 ¹²	5, 12	Encapsulated	High temperature resistance	2970
	3500	1A, 2A	28	500	1.0	2.0	1500		1500	1000	10 ¹²	5, 12	Encapsulated	Low Thermal EMF, High voltage, Position sensitive mounting, Hg option available	3500
	3600	2A, 3A	5	150	0.25	1.5	250		1500	500	10 ¹²	5, 12	Encapsulated	High signal isolation, Magnetically shield	3600
	5500	1A, 1B	200	7500	3.0	5.0	10000		10000	100	10 ¹⁰	5, 12, 24	Encapsulated	High voltage, High dielectric strength	5500
	7000	1A to 4A, 1B, 1C to 3C	50	500	1.0	2.0	1200		1500	1000	10 ¹²	5, 12, 24	Encapsulated	High voltage, Position sensitive mounting, High reliability, Hg option available	7000
	8L Spartan	1A, 2A, 1C	10	200	0.5	1.0	250		1500	500	10 ¹⁰	5, 12, 24	Molded	14 Pin DIP package	8L Spartan
	9000	1A	10	200	0.5	1.5	300		1500	1000	10 ¹²	5, 12	Molded SIP	High reliability	9000
	9007 Spartan	1A	10	200	0.5	1.0	250		1500	100	10 ¹⁰	5, 12, 24	Molded SIP	General Purpose SIP	9007 Spartan
	9011	1A	3	100	0.25	0.5	200		1500	250	10 ¹²	5, 12	Molded SIP	High Board Density	9011
	9012	1A	10	200	0.5	0.5	200		1500	1000	10 ¹²	5, 12	Molded SIP	High Board Density	9012
	9117	1A	3	100	0.25	0.5	150		1500	250	10 ¹²	5	Molded SIP	High Board Density	9117
	9091/9092/9094	1A, 2A	20	200	0.2	1.5	200		1500	500	10 ¹²	5, 12	Molded SIP	High Board Density	9091/9092/9094
	9104	1A	10	1000	0.5	1.3	2000		3000	300	10 ¹¹	5, 12	Molded SIP	High voltage, High dielectric strength	9104
	9200/9290	1A	10	200	0.5	1.5	300		1500	1000	10 ¹²	5, 12	Molded	Surface mount, High reliability	9200/9290
	9300-9400	1A	15	200	0.5	1.5	500		1500	250	10 ¹²	5, 12	Molded	Surface mount	9300-9400
	9814	1A	3	100	0.25	0.5	200		1500	1000	10 ¹²	3.3, 5	Molded	Surface mount	9814
	9852	1C	3	30	0.1	0.2	200		1000	100 N/C	10 ⁹	5	Molded	Surface mount	9852
	9900	1A	3	100	0.25	0.5	160		1500	1000	10 ¹²	5	Molded	Surface mount	9900
	B41	4A	3	125	0.25	0.5	150		1000	1000	10 ¹⁰	3.3, 5	BGA	RF performance to 8 GHz, Fast rise time	B41
	CUPP	1A, 2A	50	500	.75	1.5	2000		2800	1000	10 ¹⁰	5, 12, 24	Encapsulated	Magnetically shielded, High voltage, High dielectric strength, Hg option available	CUPP

SWITCH SELECTOR CHART



CONTACT SPECIFICATIONS

	CT05	CT10
Standard Operate Range (Ampere Turns, Min - Max)	15 to 50	10 to 40
Standard Release Range (Ampere Turns, Min - Max)	5 to 45	3 to 35
Switching Voltage (Max VDC)	140	200
Switching Current (Max Amps)	0.35	0.5
Carry Current (Max Amps)	0.5	1.5
Contact Rating (Max Watts)	5	10
Life Expectancy (1V, 10mA, x10 ⁶)	500	1000
(10V, 10mA, x10 ⁶)	100	500
Static Contact Resistance (m ohms)	160	200

SWITCH SPECIFICATIONS

Insulation Resistance (min Ω)	10 ¹²	10 ¹²
Dielectric Strength (VDC)	230	230

ENVIRONMENTAL SPECIFICATIONS

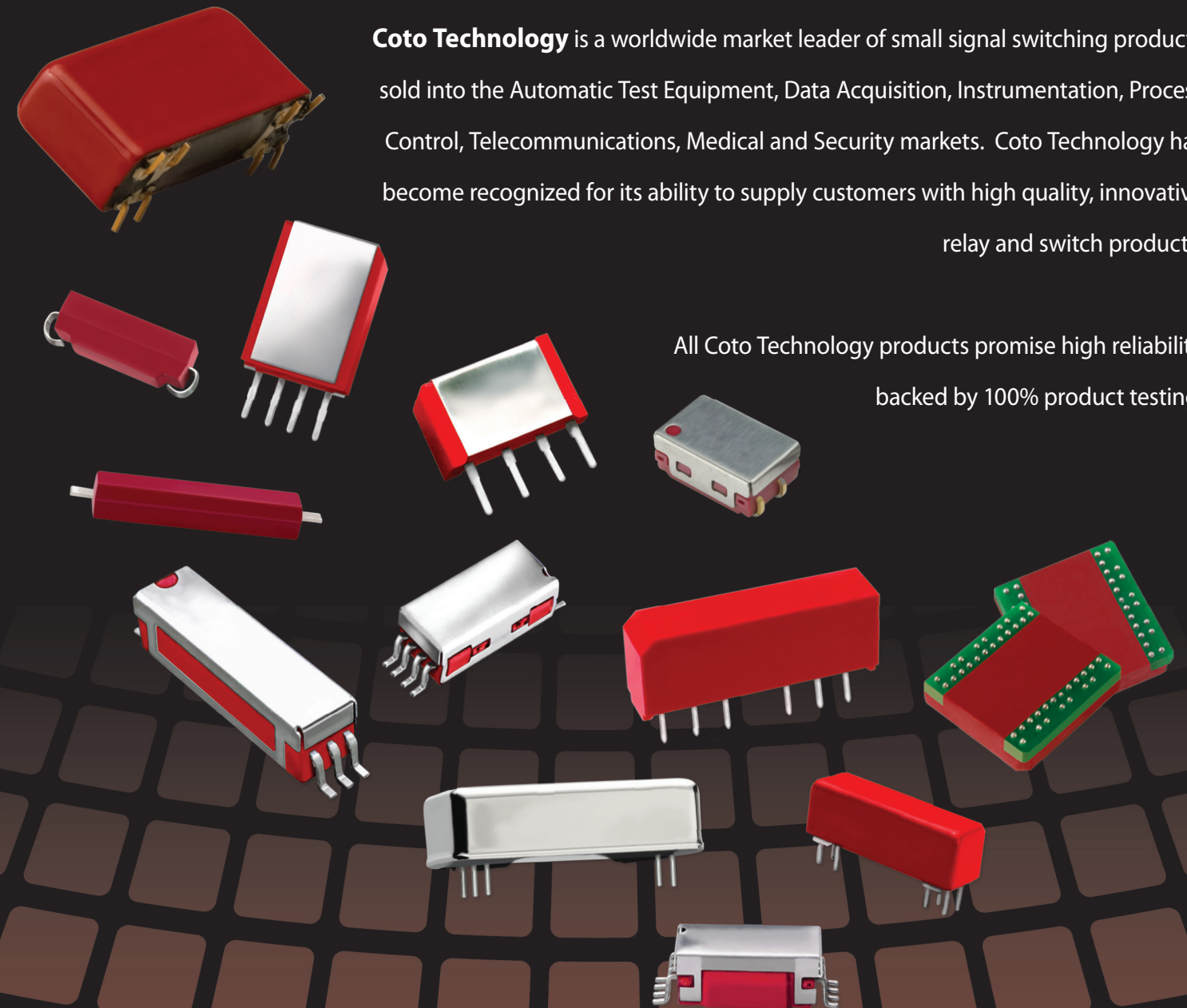
Storage Temperature (degree C, Min - Max)	-40 to +125	-40 to +125
Operating Temperature (degree C, Min - Max)	-40 to +125	-40 to +125
Soldering Temperature (degree C, Max)	260	260
Vibration (Gs, Max)	10	10
Shock (Gs, Max)	100	100



For Small Signal Switching Solutions, Think Coto Technology

Coto Technology is a worldwide market leader of small signal switching products sold into the Automatic Test Equipment, Data Acquisition, Instrumentation, Process Control, Telecommunications, Medical and Security markets. Coto Technology has become recognized for its ability to supply customers with high quality, innovative relay and switch products.


All Coto Technology products promise high reliability backed by 100% product testing.



Please visit:

www.cotorelay.com

for the most up-to-date Sales Representative and Distributor contact information and in-stock inventory.



66 Whitecap Drive
North Kingstown, RI 02855
401-943-2686
fax: 401-942-0920
sales@cotorelay.com