

SENSOR ACTOR LINE
SOCKETS

CONEC[®]
TECHNOLOGY IN CONNECTORS[™]



CONEC[®]

TECHNOLOGY IN CONNECTORS[™]


As a leading connector manufacturer CONEC develops, produces and markets connectors worldwide for the application fields: industrial electronics, telecommunications, automation, automotive, aerospace and medical.



CONEC Germany, Lippstadt



CONEC Canada, Brampton



CONEC USA, Garner





At the headquarters in Lippstadt CONEC maintain a large research and development department, its own tool making department, CNC-turning department and a synthetics injection moulding plant. CONEC is a global player with its own subsidiaries or production sites in Canada, the USA, China, Czech Republic, Poland, France and the UK.






M12x1



24



Ø14

M12x1

M16x1,5

3 Pin



OUR PHILOSOPHY – CUSTOMER SATISFACTION

CONEC products stand for precision and quality. Whether a standard solution or an application-specific customer solution is required: owing to its very high level of vertical integration, CONEC can satisfy nearly every requirement. The company's quality management system meets the requirements of the international standards TS 16949 and DIN ISO 9001. To fulfil international and national requirements most of CONEC product series are registered by UL, CSA or VDE.

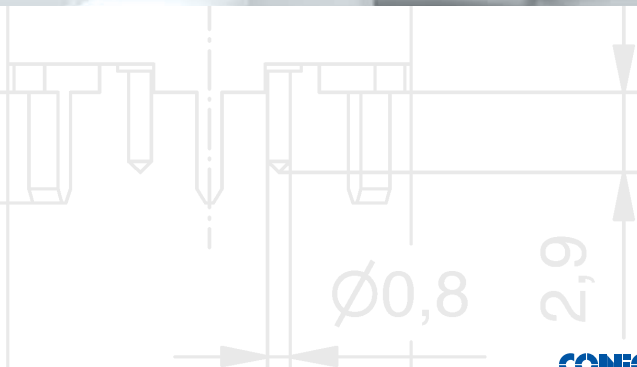

A



M16x1,5



M12x1



	Page
FRONT PANEL MOUNTING	8
Nomenclature, Productspecification	
Wire termination	12
Standard M8x1, M12x1, 7/8", PG9, M16, with LED M12x1, positionable M12x1, Square flange □26/□20 M12x1, coupling nut turnable M12x1	
Solder termination / Solder cup	21
Standard M12x1, Square flange □20 M12x1	
Dip solder termination	22
Standard M12x1, P5, P12, 7/8", dip solder termination 7/8", dip solder termination 2-parts X10, X5,5, dip solder termination 2-parts angled	
Power	25
M12x1, S- and T-Coding	
Food & Beverage	27
Standard M8x1, M12x1 wire termination	
High Temperature	28
Standard M12x1 4-, 5-pos., wire termination, solder cup	
Industrial BUS-Systems	31
Industrial Ethernet 100 MHz D-Cod., Industrial Ethernet 500 MHz X-Cod., Industrial Ethernet 500 MHz B-Cod. Profibus, DeviceNet, CAN-Bus	
BACK PANEL MOUNTING	36
Nomenclature, Productspecification (Page 8)	
Wire termination	36
Standard M8x1, M12x1, 7/8", PG9, M16	
Dip solder termination	39
Standard M8x1, M12x1, P5,5, P12, 7/8", dip solder termination 7/8", dip solder termination 2-parts M12x1, X10, X5,5, dip solder termination 2-parts angled, housing with shielded connection P6,75	
With cable, shielded	44
Standard 5-, 8-, 12-pos., G2-cable	
Power	46
M12x1, S- and T-Coding	
Food & Beverage	47
Standard M12x1	
High Temperature	49
M12x1 4-, 5-pos., wire termination, dip solder termination	
Industrial BUS-Systems	51
Industrial Ethernet 100 MHz D-Cod., Profibus-DP B-Cod., DeviceNet/CAN-Bus A-Cod.	

	Page
■ PROTECTION CAPS _____	59
■ PANEL PLUG MALE/FEMALE _____	60
Nomenclature, Productspecification	
Solder version _____	62
Standard M8x1, M12x1	
Dip solder _____	64
Standard M8x1, M12x1	
■ SOCKETS SMT _____	68
Nomenclature, Productspecification	
Insulation body _____	70
M12x1 Female socket with/without shielding, M12x1 Male socket with/without shielding	
Sockets _____	72
Front panel mounting installation height 9,0 mm, M12x1 Female socket with/without shielding, M12x1 Male socket with/without shielding	
Front panel mounting installation height 13,0 mm, M12x1 Female socket with/without shielding	
Mounting hardware _____	75
■ PIN ASSIGNMENT _____	76
■ PCB-LAYOUT _____	78
■ PANEL CUT OUT _____	81
■ SMT DIMENSION DRAWINGS & LAYOUT PROPOSAL _____	82
■ PART NUMBERS _____	88

SAL M8x1 / M12x1 SOCKETS

Nomenclature

S A L - - 8 S - F K P D A 3 - - XX - 9 / G4

SAL
Sensor Actor Line

Building

= Standard
HT = Higher temperature resistance
FB = Food & Beverage
CN = CAN-Bus
DN = DeviceNet

Installation size

8 = M8x1
12 = M12x1

Coding

= A-coding SC = S-coding
S = A-coding shielded T = T-coding
B = B-coding
D = D-coding
X = X-coding

Configuration

F = Socket

Configuration

K = Female Connector
S = Male Connector

Assembly

= Front panel mounting
P = Positioning possible
H = Back panel mounting

Building

D = Coupling nut turnable
V = Square flange
VO = Square flange with O-ring

Building

A = Axial
W = Angled

Number of poles

3 = 3-pos. 6 = 6-pos.
4 = 4-pos. 8 = 8-pos.
5 = 5-pos. 12 = 12-pos.

LED-display

= Without LEDs
4L = 4 LEDs

Type of Connection

P5,5 = Length [mm] P12 = Length [mm] X5,5 = Installation height [mm]
P6,75 = Length [mm] XX = Length of wire [m] X10,0 = Installation height [mm]

Screw connection

= M8x0,5 M8x1
= M16x1,5 M12x1
9 = PG9
12 = M12x1
20 = M20x1,5

Dimension

20 = □ 20 mm
26 = □ 26 mm

Cable quality

G4 = TPU, violet, UL, AWG22 G2 = TPU, black, UL
G5 = PVC, violet, UL, AWG22 G3 = PVC, grey
G6 = TPU, green, UL, AWG22 GJ = TPU, violet, UL, 2x AWG 22 / 2x AWG 24

SAL M8x1 / M12x1 SOCKETS

Products specification

Basic material	
Contact	CuZn
Contact plating	Nickel-plated, gold-plated
Contact carrier	PBT GF, UL 94 / PA, UL 94 / TPU GF, UL 94
Sealing	FPM / NBR
Counter nut	CuZn, nickel-plated
Socket housing	CuZn, nickel-plated
Grouting	Polyurethane-resin, UL 94
Shielding	Spring steel
Shielding plated	Sn plated
Coupling nut turnable	GD-Zn, nickel-plated
Light conductor	PA 12

Technical Data

Information on the following pages are basing on below mentioned IEC-standards.

Rated voltage	IEC 61076-2-101 / IEC 61076-2-104
Current rating	IEC 61076-2-101 / IEC 61076-2-104
Insulation resistance	IEC 60512
Pollution degree	IEC 60664-1
Degree of protection	IEC 60529
Mating cycles	IEC 60512-9a

Recommended torque for housing: 0,8-1,2 Nm

Technical subject to change without notice.

SAL 7/8" SOCKETS

Nomenclature

S A L - 7 / 8 - F K 4 - 0,5 / -

SAL Sensor Actor Line																			
Installation size 7/8 = 7/8"																			
Building F = Socket																			
Configuration K = Female connector S = Male connector																			
Assembly = Front panel mounting H = Back panel mounting																			
Number of poles 2 PE = 2-pos.+PE 4 = 4-pos. 4 PE = 4-pos.+PE																			
Type of Connection P10 = Length [mm] XX = wire length [m] X10 = Headroom [mm]																			
Wire cross-section = 0,75 mm ² 150 = 1,50 mm ²																			
Screw connection = PG13,5 11 = PG11																			

SAL 7/8" SOCKETS

Productspecification

Basic material	
Contact	CuZn
Contact plating	Nickel-plated, gold-plated
Contact carrier	TPU, UL 94
Sealing	FPM
Counter nut	CuZn, nickel-plated
Socket housing	CuZn, nickel-plated
Grouting	Polyurethane-resin, UL 94
Shielding	CuSn6
Shielding plated	Sn plated

Technical Data


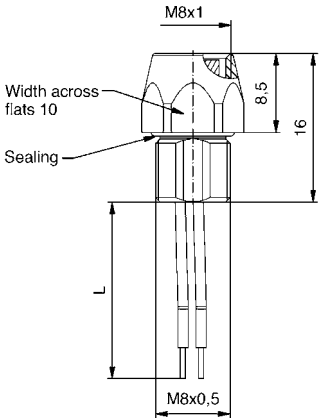












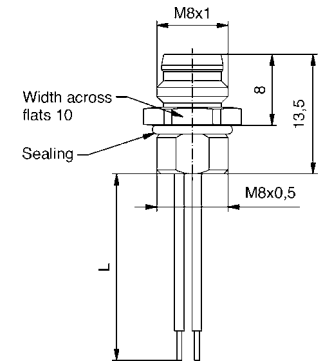








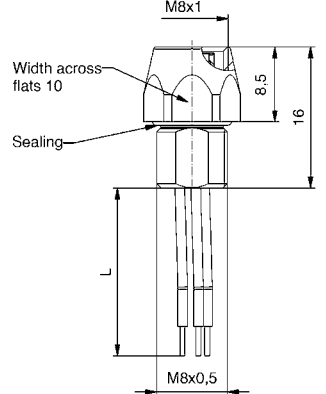






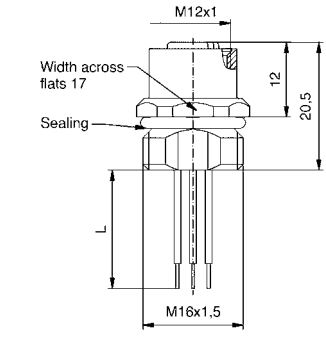


















Information on the following pages are basing on below mentioned IEC-standards.

Rated voltage	IEC 60664-1
Overtoltage category	IEC 60664-1 2
Overtoltage impulse	IEC 60664-1 2,7kV
Current rating	IEC 60512-3
Insulation resistance	IEC 60512
Pollution degree	IEC 60664-1
Degree of protection	IEC 60529
Mating cycles	IEC 60512-9a

Technical subject to change without notice.


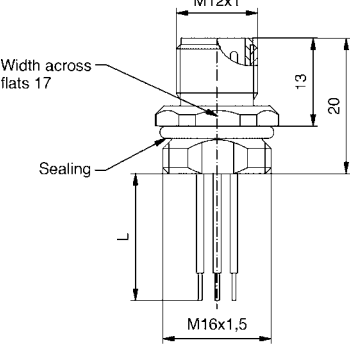























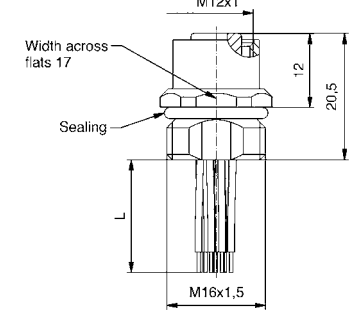













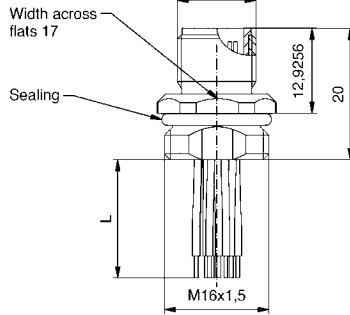













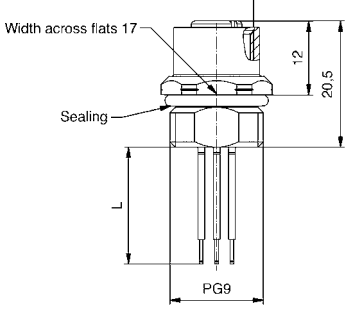






















FRONT PANEL MOUNTING

Wire termination

M8x1		Contact Assignment	Number of poles	Coding	Rated voltage [V]	Current rating [A]	Material wire	Wire Ø [AWG]	Wire length = L [m]	Part No. / Description	
M8x1 Female socket M8x0,5-thread 		Pin 1  Pin 3  Pin 4 	3	60	3	PVC	24	0,2	42-01000 SAL-8-FK3-0,2		
			Pin 1  Pin 2  Pin 3  Pin 4 	4	30	3	PVC	24	0,2	42-01001 SAL-8-FK4-0,2	
				Pin 1  Pin 2  Pin 3  Pin 4 	8	30	1,5	PVC	26	0,2	42-01070 SAL-8-FK8-0,2
M8x1 Male socket M8x0,5-thread 		Pin 1  Pin 3  Pin 4 	3	60	3	PVC	24	0,2	42-01032 SAL-8-FS3-0,2		
			Pin 1  Pin 2  Pin 3  Pin 4 	4	30	3	PVC	24	0,2	42-01033 SAL-8-FS4-0,2	
M8x1 Female socket M8x0,5-thread 		Pin 1  Pin 2  Pin 3  Pin 4  Pin 5 	5	B	30	3	PVC	24	0,2	42-01069 SAL-8B-FK5.1-0,2	
M12x1 M12x1 Female socket M16x1,5-thread 		Pin 1  Pin 2  Pin 3  Pin 4 	4	A	250	4	PVC	24	0,5	43-01000 SAL-12-FK4-0,5	
			Pin 1  Pin 2  Pin 3  Pin 4  Pin 5 	5	A	60	4	PVC	24	0,5	43-01001 SAL-12-FK5-0,5
			Pin 1  Pin 2  Pin 3  Pin 4  Pin 5 	5	A	60	4	PVC	24	0,5	43-01045 SAL-12-FK5.1-0,5
			Pin 1  Pin 2  Pin 3  Pin 4 	8	A	30	2	PVC	24	0,5	43-01002 SAL-12-FK8-0,5


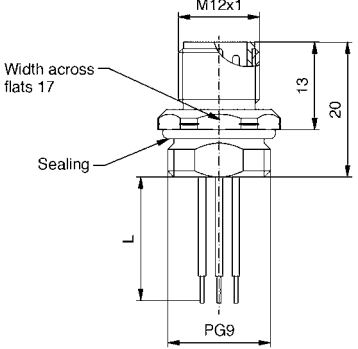























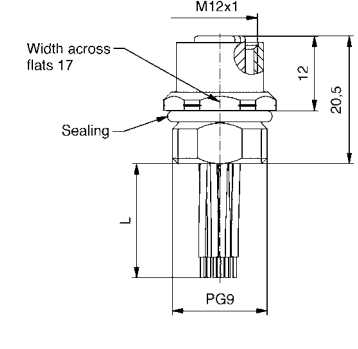













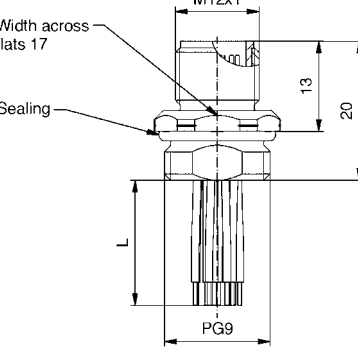













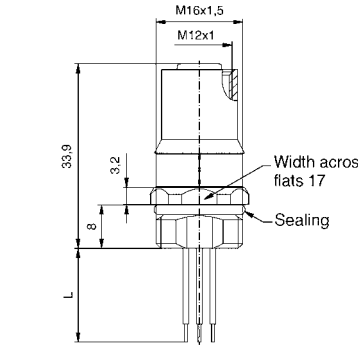



FRONT PANEL MOUNTING

Wire termination

M12x1		Contact Assignment	Number of poles	Coding	Rated voltage [V]	Current rating [A]	Material wire	Wire Ø [AWG]	Wire length = L [m]	Part No. / Description
<p>M12x1 Male socket M16x1,5-thread</p> 		<p>Pin 1 </p> <p>Pin 2 </p> <p>Pin 3 </p> <p>Pin 4 </p>	4	A	250	4	PVC	24	0,5	43-01009 SAL-12-FS4-0,5
		<p>Pin 1 </p> <p>Pin 2 </p> <p>Pin 3 </p> <p>Pin 4 </p> <p>Pin 5 </p>	5	A	60	4	PVC	24	0,5	43-01010 SAL-12-FS5-0,5
		<p>Pin 1 </p> <p>Pin 2 </p> <p>Pin 3 </p> <p>Pin 4 </p> <p>Pin 5 </p>	5	A	60	4	PVC	24	0,5	43-01049 SAL-12-FS5.1-0,5
		<p>Pin 1  Pin 5 </p> <p>Pin 2  Pin 6 </p> <p>Pin 3  Pin 7 </p> <p>Pin 4  Pin 8 </p>	8	A	30	2	PVC	24	0,5	43-01011 SAL-12-FS8-0,5
<p>M12x1 Female socket M16x1,5-thread</p> 		<p>Pin 1  Pin 7 </p> <p>Pin 2  Pin 8 </p> <p>Pin 3  Pin 9 </p> <p>Pin 4  Pin 10 </p> <p>Pin 5  Pin 11 </p> <p>Pin 6  Pin 12 </p>	12	A	30	1,5	PVC	26	0,5	43-01331 SAL-12-FK12-0,5
<p>M12x1 Male socket M16x1,5-thread</p> 		<p>Pin 1  Pin 7 </p> <p>Pin 2  Pin 8 </p> <p>Pin 3  Pin 9 </p> <p>Pin 4  Pin 10 </p> <p>Pin 5  Pin 11 </p> <p>Pin 6  Pin 12 </p>	12	A	30	1,5	PVC	26	0,5	43-01330 SAL-12-FS12-0,5
<p>M12x1 Female socket PG9-thread</p> 		<p>Pin 1 </p> <p>Pin 2 </p> <p>Pin 3 </p> <p>Pin 4 </p>	4	A	250	4	PVC	24	0,5	43-01073 SAL-12-FK4-0,5-9
		<p>Pin 1 </p> <p>Pin 2 </p> <p>Pin 3 </p> <p>Pin 4 </p> <p>Pin 5 </p>	5	A	60	4	PVC	24	0,5	43-01075 SAL-12-FK5-0,5-9
		<p>Pin 1 </p> <p>Pin 2 </p> <p>Pin 3 </p> <p>Pin 4 </p> <p>Pin 5 </p>	5	A	60	4	PVC	24	0,5	43-01074 SAL-12-FK5.1-0,5-9
		<p>Pin 1  Pin 5 </p> <p>Pin 2  Pin 6 </p> <p>Pin 3  Pin 7 </p> <p>Pin 4  Pin 8 </p>	8	A	30	2	PVC	24	0,5	43-01097 SAL-12-FK8-0,5-9


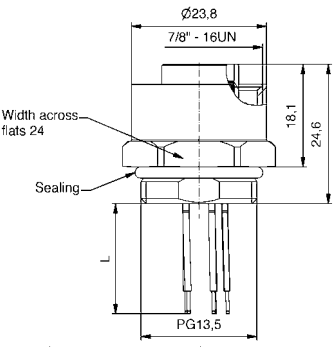













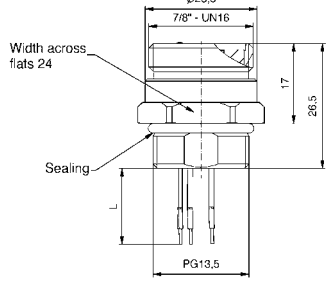













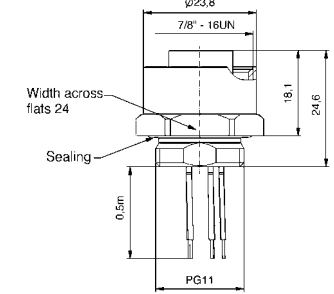













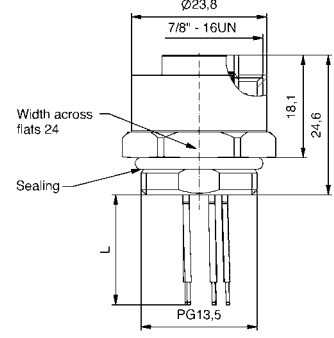












FRONT PANEL MOUNTING

Wire termination

M12x1		Contact Assignment	Number of poles	Coding	Rated voltage [V]	Current rating [A]	Material wire	Wire Ø [AWG]	Wire length = L [m]	Part No. / Description
M12x1 Male socket PG9-thread	 	Pin 1  Pin 2  Pin 3  Pin 4 	4	A	250	4	PVC	24	0,5	43-01082 SAL-12-FS4-0,5-9
		Pin 1  Pin 2  Pin 3  Pin 4  Pin 5 	5	A	60	4	PVC	24	0,5	43-01084 SAL-12-FS5-0,5-9
		Pin 1  Pin 2  Pin 3  Pin 4  Pin 5 	5	A	60	4	PVC	24	0,5	43-01083 SAL-12-FS5.1-0,5-9
		Pin 1  Pin 2  Pin 3  Pin 4  Pin 5  Pin 6  Pin 7  Pin 8 	8	A	30	2	PVC	24	0,5	43-01099 SAL-12-FS8-0,5-9
M12x1 Female socket PG9-thread	 	Pin 1  Pin 2  Pin 3  Pin 4  Pin 5  Pin 6  Pin 7  Pin 8  Pin 9  Pin 10  Pin 11  Pin 12 	12	A	30	1,5	PVC	26	0,5	43-01345 SAL-12-FK12-0,5-9
M12x1 Male socket PG9-thread	 	Pin 1  Pin 2  Pin 3  Pin 4  Pin 5  Pin 6  Pin 7  Pin 8  Pin 9  Pin 10  Pin 11  Pin 12 	12	A	30	1,5	PVC	26	0,5	43-01346 SAL-12-FS12-0,5-9
M12x1 mit LED M12x1 Female socket with LED M16x1,5-thread	 	Pin 1  Pin 3  Pin 4 	3	A	10-30	4	PVC	22	0,5	43-01867 SAL-12-FK3-4L-0,5


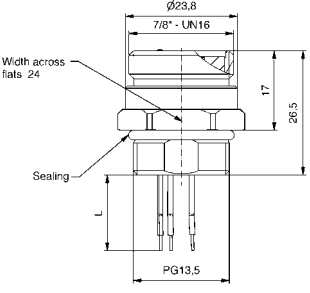













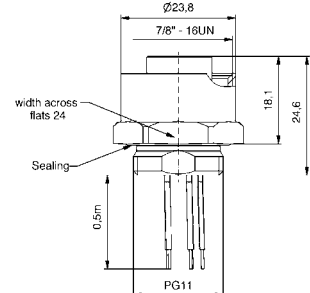













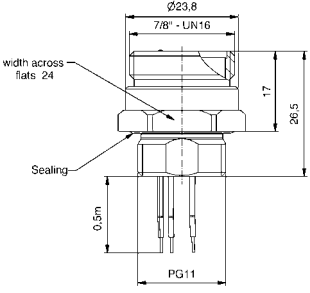













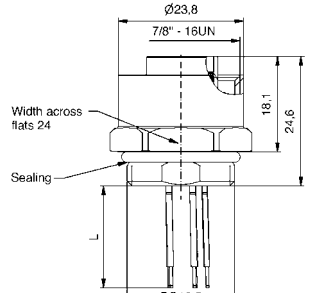












FRONT PANEL MOUNTING

Wire termination

7/8"		Contact Assignment	Number of poles	Coding	Rated voltage [V]	Current rating [A]	Material wire	Wire Ø [AWG]	Wire length = L [m]	Part No. / Description
 <p>7/8" Female socket PG13,5-thread</p>		PE  Pin 2  Pin 3 	2+PE	300	8	PVC	18	0,5	41-40006 SAL-7/8-FK2PE-0,5	
		Pin 1  Pin 2  Pin 3  Pin 4 	4	300	8	PVC	18	0,5	41-40007 SAL-7/8-FK4-0,5	
		Pin 1  Pin 2  Pin 3  Pin 4  Pin 5 	4+PE	300	8	PVC	18	0,5	41-40008 SAL-7/8-FK4PE-0,5	
 <p>7/8" Male socket PG13,5-thread</p>		PE  Pin 2  Pin 3 	2+PE	300	8	PVC	18	0,5	41-40000 SAL-7/8-FS2PE-0,5	
		Pin 1  Pin 2  Pin 3  Pin 4 	4	300	8	PVC	18	0,5	41-40001 SAL-7/8-FS4-0,5	
		Pin 1  Pin 2  Pin 3  Pin 4  Pin 5 	4+PE	300	8	PVC	18	0,5	41-40002 SAL-7/8-FS4PE-0,5	
 <p>7/8" Female socket PG11-thread</p>		PE  Pin 2  Pin 3 	2+PE	300	8	PVC	18	0,5	41-40030 SAL-7/8-FK2PE-0,5-11	
		Pin 1  Pin 2  Pin 3  Pin 4 	4	300	8	PVC	18	0,5	41-40031 SAL-7/8-FK4-0,5-11	
		Pin 1  Pin 2  Pin 3  Pin 4  Pin 5 	4+PE	300	8	PVC	18	0,5	41-40032 SAL-7/8-FK4PE-0,5-11	
 <p>7/8" Male socket PG11-thread</p>		PE  Pin 2  Pin 3 	2+PE	300	8	PVC	18	0,5	41-40024 SAL-7/8-FS2PE-0,5-11	
		Pin 1  Pin 2  Pin 3  Pin 4 	4	300	8	PVC	18	0,5	41-40025 SAL-7/8-FS4-0,5-11	
		Pin 1  Pin 2  Pin 3  Pin 4  Pin 5 	4+PE	300	8	PVC	18	0,5	41-40026 SAL-7/8-FS4PE-0,5-11	

FRONT PANEL MOUNTING

Wire termination

7/8"		Contact Assignment	Number of poles	Coding	Rated voltage [V]	Current rating [A]	Material wire	Wire Ø [AWG]	Wire length = L [m]	Part No. / Description
		PE  Pin 2  Pin 3 	2+PE	300	8	PVC	18	0,5	41-40000 SAL-7/8-FS2PE-0,5	
		Pin 1  Pin 2  Pin 3  Pin 4 	4	300	8	PVC	18	0,5	41-40001 SAL-7/8-FS4-0,5	
		Pin 1  Pin 2  Pin 3  Pin 4  Pin 5 	4+PE	300	8	PVC	18	0,5	41-40002 SAL-7/8-FS4PE-0,5	
		PE  Pin 2  Pin 3 	2+PE	300	8	PVC	18	0,5	41-40030 SAL-7/8-FK2PE-0,5-11	
		Pin 1  Pin 2  Pin 3  Pin 4 	4	300	8	PVC	18	0,5	41-40031 SAL-7/8-FK4-0,5-11	
		Pin 1  Pin 2  Pin 3  Pin 4  Pin 5 	4+PE	300	8	PVC	18	0,5	41-40032 SAL-7/8-FK4PE-0,5-11	
		PE  Pin 2  Pin 3 	2+PE	300	8	PVC	18	0,5	41-40024 SAL-7/8-FS2PE-0,5-11	
		Pin 1  Pin 2  Pin 3  Pin 4 	4	300	8	PVC	18	0,5	41-40025 SAL-7/8-FS4-0,5-11	
		Pin 1  Pin 2  Pin 3  Pin 4  Pin 5 	4+PE	300	8	PVC	18	0,5	41-40026 SAL-7/8-FS4PE-0,5-11	
		PE  Pin 2  Pin 3 	2+PE	300	12	PVC	16	0,5	41-40015 SAL-7/8-FK2PE-0,5/150	
		Pin 1  Pin 2  Pin 3  Pin 4 	4	300	12	PVC	16	0,5	41-40016 SAL-7/8-FK4-0,5/150	
		Pin 1  Pin 2  Pin 3  Pin 4  Pin 5 	4+PE	300	12	PVC	16	0,5	41-40017 SAL-7/8-FK4PE-0,5/150	

FRONT PANEL MOUNTING

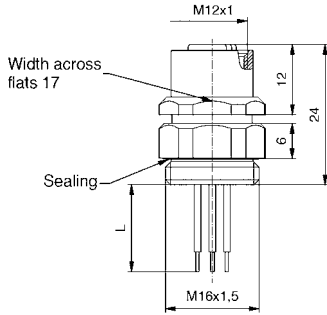
Wire termination

M12x1 positioning possible

Contact Assignment

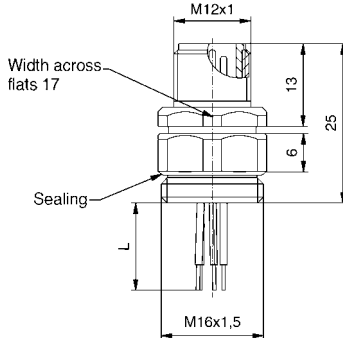
Number of poles	Coding	Rated voltage [V]	Current rating [A]	Material wire	Wire Ø [AWG]	Wire length = L [m]	Part No. / Description
4	A	250V	4	PVC	24	0,5	43-01006 SAL-12-FKP4-0,5
	A	60V	4	PVC	24	0,5	43-01007 SAL-12-FKP5-0,5
	A	60V	4	PVC	24	0,5	43-01053 SAL-12-FKP5.1-0,5
	A	30V	2	PVC	24	0,5	43-01008 SAL-12-FKP8-0,5
5	A	250V	4	PVC	24	0,5	43-01015 SAL-12-FKP4-0,5
	A	60V	4	PVC	24	0,5	43-01016 SAL-12-FKP5-0,5
	A	60V	4	PVC	24	0,5	43-01054 SAL-12-FKP5.1-0,5
	A	30V	2	PVC	24	0,5	43-01017 SAL-12-FKP8-0,5
12	A	30V	1,5	PVC	26	0,5	43-01341 SAL-12-FKP12-0,5
	A	30V	1,5	PVC	26	0,5	43-01342 SAL-12-FSP12-0,5

M12x1 Female socket positioning possible
M16x1,5-thread



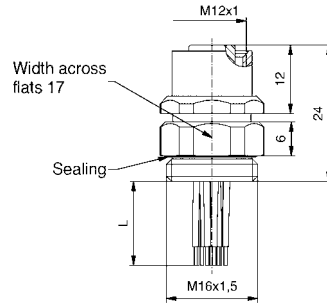
- Pin 1 ■
- Pin 2 ■
- Pin 3 ■
- Pin 4 ■
- Pin 5 ■
- Pin 6 ■
- Pin 7 ■
- Pin 8 ■
- Pin 9 ■
- Pin 10 ■
- Pin 11 ■
- Pin 12 ■

M12x1 Male socket positioning possible
M16x1,5-thread



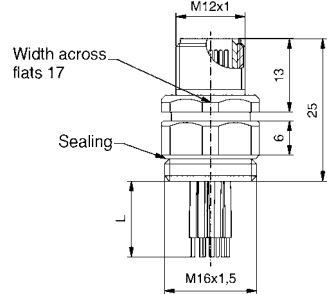
- Pin 1 ■
- Pin 2 ■
- Pin 3 ■
- Pin 4 ■
- Pin 5 ■
- Pin 6 ■
- Pin 7 ■
- Pin 8 ■
- Pin 9 ■
- Pin 10 ■
- Pin 11 ■
- Pin 12 ■

M12x1 Female socket positioning possible
M16x1,5-thread



- Pin 1 ■
- Pin 2 ■
- Pin 3 ■
- Pin 4 ■
- Pin 5 ■
- Pin 6 ■
- Pin 7 ■
- Pin 8 ■
- Pin 9 ■
- Pin 10 ■
- Pin 11 ■
- Pin 12 ■

M12x1 Male socket positioning possible
M16x1,5-thread



- Pin 1 ■
- Pin 2 ■
- Pin 3 ■
- Pin 4 ■
- Pin 5 ■
- Pin 6 ■
- Pin 7 ■
- Pin 8 ■
- Pin 9 ■
- Pin 10 ■
- Pin 11 ■
- Pin 12 ■

FRONT PANEL MOUNTING

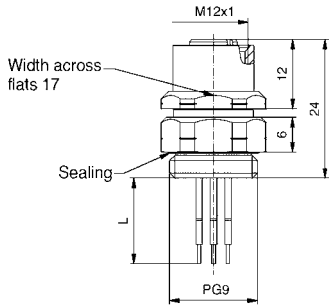
Wire termination

M12x1 positioning possible

Contact Assignment

Number of poles	Coding	Rated voltage [V]	Current rating [A]	Material wire	Wire Ø [AWG]	Wire length = L [m]	Part No. / Description
4	A	250V	4	PVC	24	0,5	43-01091 SAL-12-FKP4-0,5-9
	A	60V	4	PVC	24	0,5	43-01093 SAL-12-FKP5-0,5-9
	A	60V	4	PVC	24	0,5	43-01092 SAL-12-FKP5.1-0,5-9
	A	30V	2	PVC	24	0,5	43-01101 SAL-12-FKP8-0,5-9
5	A	250V	4	PVC	24	0,5	43-01094 SAL-12-FSP4-0,5-9
	A	60V	4	PVC	24	0,5	43-01096 SAL-12-FSP5-0,5-9
	A	60V	4	PVC	24	0,5	43-01095 SAL-12-FKP5.1-0,5-9
	A	30V	2	PVC	24	0,5	43-01102 SAL-12-FSP8-0,5-9
12	A	30V	1,5	PVC	26	0,5	43-01347 SAL-12-FKP12-0,5-9
12	A	30V	1,5	PVC	26	0,5	43-01348 SAL-12-FSP12-0,5-9

M12x1 Female socket positioning possible PG9-thread



Pin 1
Pin 2
Pin 3
Pin 4

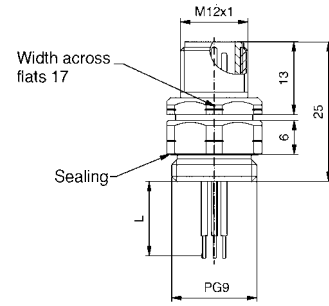
Pin 1
Pin 2
Pin 3
Pin 4
Pin 5

Pin 1
Pin 2
Pin 3
Pin 4
Pin 5

Pin 1
Pin 2
Pin 3
Pin 4

Pin 5
Pin 6
Pin 7
Pin 8

M12x1 Male socket positioning possible PG9-thread



Pin 1
Pin 2
Pin 3
Pin 4

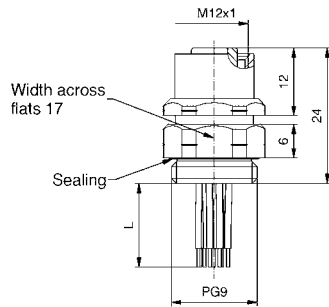
Pin 1
Pin 2
Pin 3
Pin 4
Pin 5

Pin 1
Pin 2
Pin 3
Pin 4
Pin 5

Pin 1
Pin 2
Pin 3
Pin 4

Pin 5
Pin 6
Pin 7
Pin 8

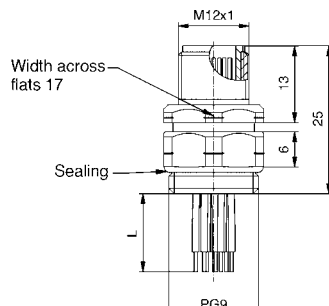
M12x1 Female socket positioning possible PG9-thread



Pin 1
Pin 2
Pin 3
Pin 4
Pin 5
Pin 6

Pin 7
Pin 8
Pin 9
Pin 10
Pin 11
Pin 12

M12x1 Male socket positioning possible PG9-thread



Pin 1
Pin 2
Pin 3
Pin 4
Pin 5
Pin 6

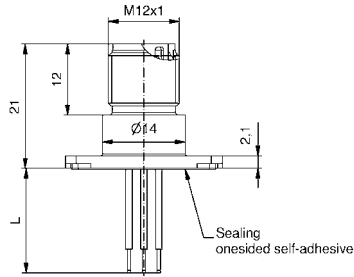
Pin 7
Pin 8
Pin 9
Pin 10
Pin 11
Pin 12

FRONT PANEL MOUNTING

Wire termination






M12x1 Square flange

M12x1 Male socket
Housing size 26 mm



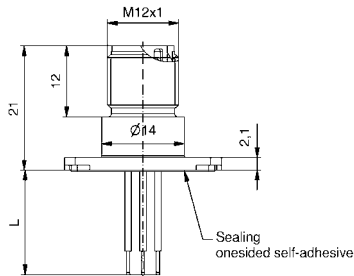
Contact Assignment

Pin 1 
Pin 2 
Pin 3 
Pin 4 

Pin 1 
Pin 2 
Pin 3 
Pin 4 
Pin 5 







Number of poles	Coding	Rated voltage [V]	Current rating [A]	Material wire	Wire Ø [AWG]	Wire length = L [m]	Part No. / Description
4	A	250	4	PVC	24	0,5	43-01351 SAL-12-FSV4-0,5-26
5	A	60	4	PVC	24	0,5	43-01352 SAL-12-FSV5-0,5-26
8	A	30	2	PVC	24	0,5	43-01353 SAL-12-FSV8-0,5-26
12	A	30	1,5	PVC	24	0,5	43-01354 SAL-12-FSV12-0,5-26
4	A	250	4	PVC	24	0,5	43-01355 SAL-12-FSV4-0,5-20
5	A	60	4	PVC	24	0,5	43-01356 SAL-12-FSV5-0,5-20
8	A	30	2	PVC	24	0,5	43-01357 SAL-12-FSV8-0,5-20
12	A	30	1,5	PVC	24	0,5	43-01358 SAL-12-FSV12-0,5-20







M12x1 Male socket
Housing size 26 mm



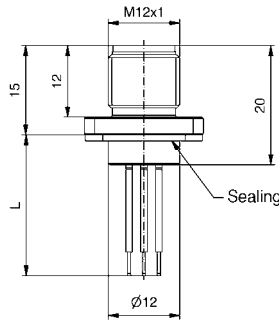

Pin 1 
Pin 2 
Pin 3 
Pin 4 

Pin 5 
Pin 6 
Pin 7 
Pin 8 






Pin 1 
Pin 2 
Pin 3 
Pin 4 
Pin 5 
Pin 6 

Pin 7 
Pin 8 
Pin 9 
Pin 10 
Pin 11 
Pin 12 

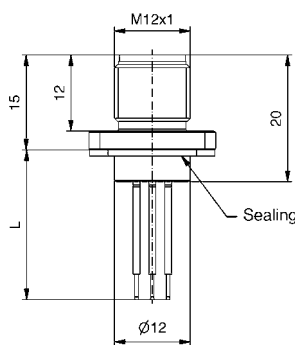
M12x1 Male socket
Housing size 20 mm



Pin 1 
Pin 2 
Pin 3 
Pin 4 







Pin 1 
Pin 2 
Pin 3 
Pin 4 
Pin 5 







M12x1 Male socket
Housing size 20 mm



Pin 1 
Pin 2 
Pin 3 
Pin 4 

Pin 5 
Pin 6 
Pin 7 
Pin 8 

Pin 1 
Pin 2 
Pin 3 
Pin 4 
Pin 5 
Pin 6 

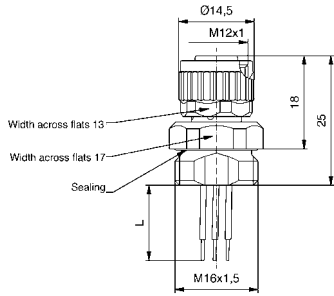

Pin 7 
Pin 8 
Pin 9 
Pin 10 
Pin 11 
Pin 12 

FRONT PANEL MOUNTING

Wire termination

M12x1 Coupling nut turnable

M12x1 Female socket
M16x1,5-thread



Contact Assignment

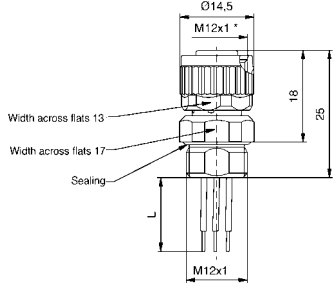
- Pin 1 ■
- Pin 2 ■
- Pin 3 ■
- Pin 4 ■

- Pin 1 ■
- Pin 2 ■
- Pin 3 ■
- Pin 4 ■
- Pin 5 ■

- Pin 1 ■
- Pin 2 ■
- Pin 3 ■
- Pin 4 ■
- Pin 5 ■
- Pin 6 ■
- Pin 7 ■
- Pin 8 ■

Number of poles	Coding	Rated voltage [V]	Current rating [A]	Material wire	Wire Ø [AWG]	Wire length = L [m]	Part No. / Description
4		250	4	PVC	24	0,05	43-01378 SAL-12-FKD4-0,05
5		60	4	PVC	24	0,05	43-01381 SAL-12-FKD5-0,05
8		30	2	PVC	24	0,05	43-01492 SAL-12-FKD8-0,05
4		250	4	PVC	24	0,05	43-01493 SAL-12-FKD4-0,05-12
5		60	4	PVC	24	0,05	43-01494 SAL-12-FKD5-0,05-12
8		30	2	PVC	24	0,05	43-01495 SAL-12-FKD8-0,05-12

M12x1 Female socket
M12x1-thread




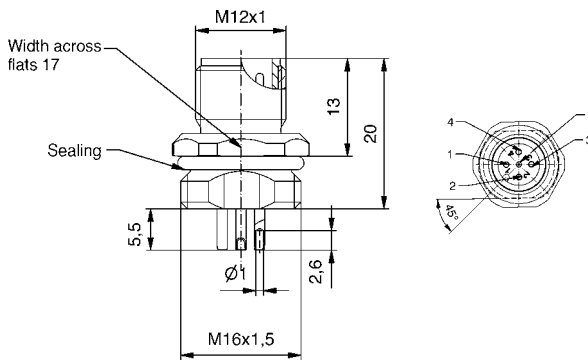

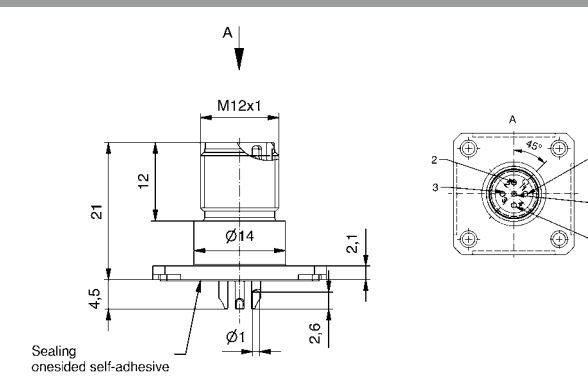

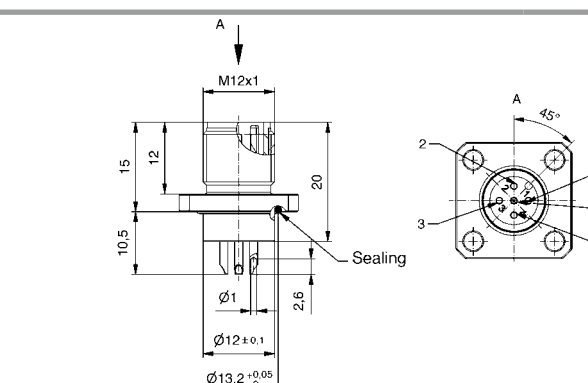
- Pin 1 ■
- Pin 2 ■
- Pin 3 ■
- Pin 4 ■

- Pin 1 ■
- Pin 2 ■
- Pin 3 ■
- Pin 4 ■
- Pin 5 ■

- Pin 1 ■
- Pin 2 ■
- Pin 3 ■
- Pin 4 ■
- Pin 5 ■
- Pin 6 ■
- Pin 7 ■
- Pin 8 ■

FRONT PANEL MOUNTING

Solder termination/Solder cup

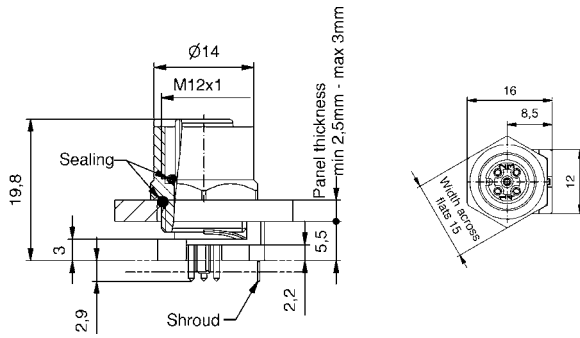
M12x1		Number of poles	Coding	Rated voltage [V]	Current rating [A]	Material wire	Wire Ø [AWG]	Installation height [mm]	Part No. / Description
<p>M12x1 Male socket M16x1,5-thread</p> 		4	A	250	4		5,5	43-02294 SAL-12-FS4-L	
		5	A	60	4		5,5	43-02295 SAL-12-FS5.1-L	
		4	B	250	4		5,5	43-02296 SAL-12B-FS4-L	
<p>M12x1 Square flange M12x1 Male socket Housing size 26 mm</p> 		4	A	250	4		4,5	43-02303 SAL-12-FSV4-L-26	
		5	A	60	4		4,5	43-02304 SAL-12-FSV5-L-26	
		4	B	250	4		4,5	43-02305 SAL-12B-FSV4-L-26	
<p>M12x1 Male socket Housing size 20 mm</p> 		4	A	250	4		10,5	43-02300 SAL-12-FSV04-L-20	
		5	A	60	4		10,5	43-02301 SAL-12-FSV05.1-L-20	
		4	B	250	4		10,5	43-02302 SAL-12B-FSV04-L-20	

FRONT PANEL MOUNTING

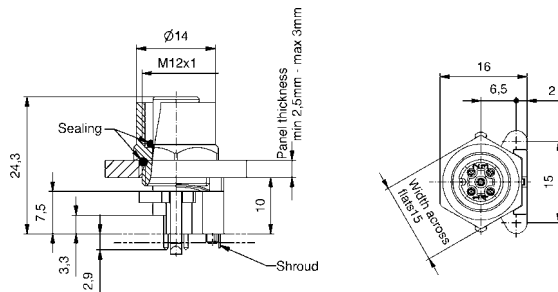
Dip solder termination

M12x1 Dip solder termination 2-parts

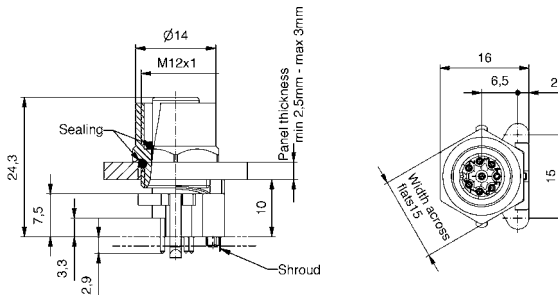
M12x1 Female socket axial
Installation height 5,5 mm



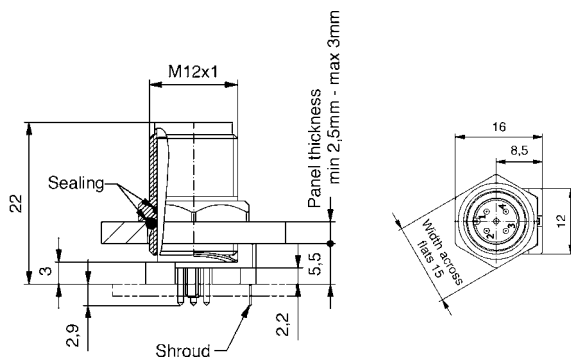
M12x1 Female socket axial
Installation height 10 mm



M12x1 Female socket axial
Installation height 10 mm



M12x1 Male socket axial
Installation height 5,5 mm



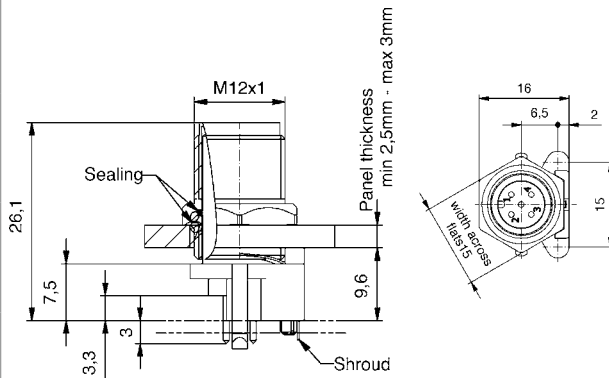
Number of poles	Coding	Rated voltage [V]	Current rating [A]	Material wire	Wire Ø [AWG]	Installation height [mm]	Part No. / Description
4	A	250	4			5,5	43-01178 SAL-12-FK4-X5,5
4	A	250	4			5,5	43-01179 SAL-12S-FK4-X5,5 with shielding
5	A	60	4			5,5	43-01180 SAL-12-FK5-X5,5
5	A	60	4			5,5	43-01181 SAL-12S-FK5-X5,5 with shielding
4	A	250	4			10	43-01162 SAL-12-FK4-X10
4	A	250	4			10	43-01163 SAL-12S-FK4-X10 with shielding
5	A	60	4			10	43-01164 SAL-12-FK5-X10
5	A	60	4			10	43-01165 SAL-12S-FK5-X10 with shielding
8	A	30	2			10	43-01329 SAL-12-FK8-X10
8	A	30	2			10	43-01332 SAL-12S-FK8-X10 with shielding
4	A	250	4			5,5	43-01182 SAL-12-FS4-X5,5
4	A	250	4			5,5	43-01183 SAL-12S-FS4-X5,5 with shielding
5	A	60	4			5,5	43-01184 SAL-12-FS5.1-X5,5
5	A	60	4			5,5	43-01185 SAL-12S-FS5.1-X5,5 with shielding

FRONT PANEL MOUNTING

Dip solder termination

M12x1 Dip solder termination 2-parts

M12x1 Male socket axial
Installation height 10 mm



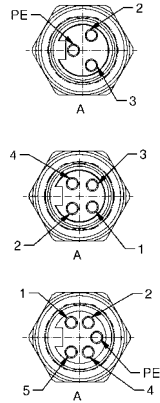
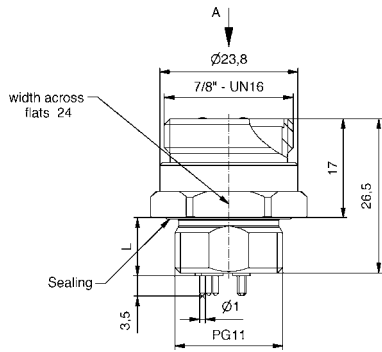
Number of poles	Coding	Rated voltage [V]	Current rating [A]	Material wire	Wire Ø [AWG]	Installation height [mm]	Part No. / Description
4	A	250	4			10	43-01166 SAL-12-FS4-X10
4	A	250	4			10	43-01167 SAL-12S-FS4-X10 with shielding
5	A	60	4			10	43-01168 SAL-12-FS5.1-X10
5	A	60	4			10	43-01169 SAL-12S-FS5.1-X10 with shielding
M12x1 Dip solder termination 2-parts, angled							
M12x1 Female socket angled							
4	A	250	4				43-01200 SAL-12-FKW4
4	A	250	4				43-01201 SAL-12S-FKW4 with shielding
5	A	60	4				43-01202 SAL-12-FKW5
5	A	60	4				43-01203 SAL-12S-FKW5 with shielding
M12x1 Male socket angled							
4	A	250	4				43-01208 SAL-12-FSW4
4	A	250	4				43-01209 SAL-12S-FSW4 with shielding
5	A	60	4				43-01210 SAL-12-FSW5.1
5	A	60	4				43-01211 SAL-12S-FSW5.1 with shielding

FRONT PANEL MOUNTING

Dip solder termination

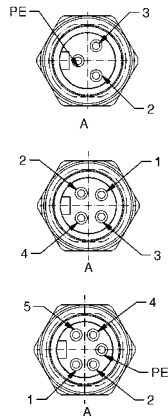
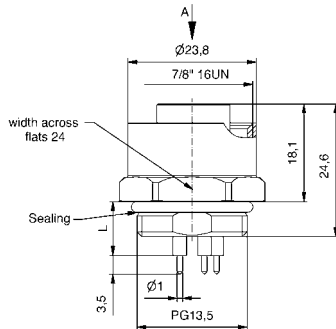
7/8"

Female socket axial
PG11-thread

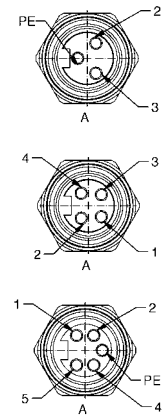
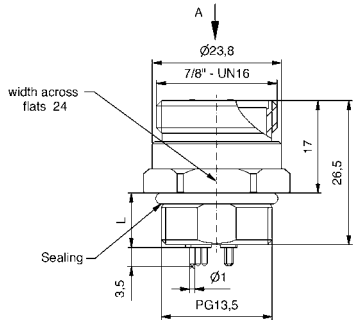


Number of poles	Coding	Rated voltage [V]	Current rating [A]	Material wire	Wire \varnothing [AWG]	Installation height [mm]	Part No. / Description
2+PE		300	12			10	41-40045 SAL-7/8-FK2PE-P10-11
4		300	12			10	41-40046 SAL-7/8-FK4-P10-11
4+PE		300	12			10	41-40047 SAL-7/8-FK4PE-P10-11
2+PE		300	12			10	41-40042 SAL-7/8-FS2PE-P10-11
4		300	12			10	41-40043 SAL-7/8-FS4-P10-11
4+PE		300	12			10	41-40044 SAL-7/8-FS4PE-P10-11
2+PE		300	12			10	41-40021 SAL-7/8-FK2PE-P10
4		300	12			10	41-40022 SAL-7/8-FK4-P10
4+PE		300	12			10	41-40023 SAL-7/8-FK4PE-P10
2+PE		300	12			10	41-40018 SAL-7/8-FS2PE-P10
4		300	12			10	41-40019 SAL-7/8-FS4-P10
4+PE		300	12			10	41-40020 SAL-7/8-FS4PE-P10

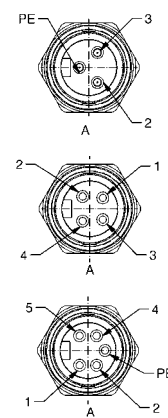
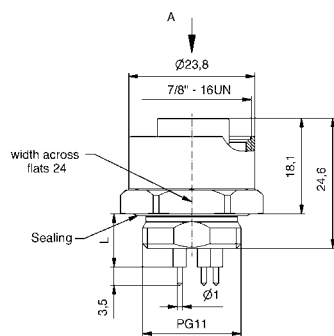
Male socket axial
PG11-thread



Female socket axial,
PG13,5-thread


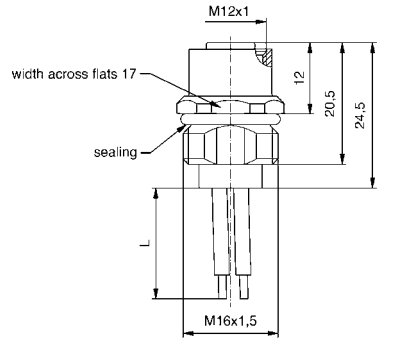








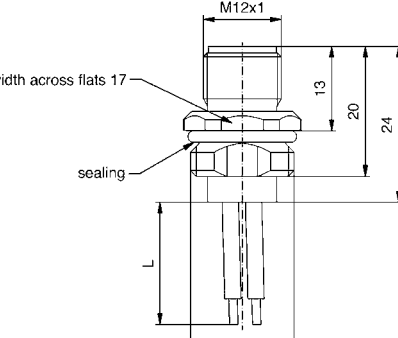








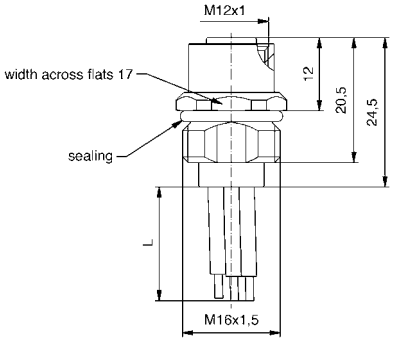








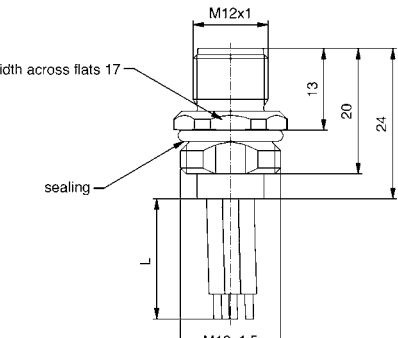









Male socket axial,
PG13,5-thread



FRONT PANEL MOUNTING

Power

M12x1 Wire termination		Contact Assignment	Number of poles	Coding	Rated voltage [V]	Current rating [A]	Material wire	Wire Ø [AWG]	Wire length = L [m]	Part No. / Description
M12x1 Female socket M16x1,5-thread	 	Pin 1  Pin 3  PE 	2+PE	S	630	12	PVC	16	0,5	43-02410 SAL-12SC-FK2PE-0,5
		Pin 1  Pin 2  Pin 3  PE 	3+PE	S	630	12	PVC	16	0,5	43-02392 SAL-12SC-FK3PE-0,5
M12x1 Male socket M16x1,5-thread	 	Pin 1  Pin 3  PE 	2+PE	S	630	12	PVC	16	0,5	43-02411 SAL-12SC-FS2PE-0,5
		Pin 1  Pin 2  Pin 3  PE 	3+PE	S	630	12	PVC	16	0,5	43-02394 SAL-12SC-FS3PE-0,5
M12x1 Female socket M16x1,5-thread	 	Pin 1  Pin 3  Pin 4 	3	T	63	12	PVC	16	0,5	43-02412 SAL-12T-FK3-0,5
		Pin 1  Pin 2  Pin 3  Pin 4 	4	T	63	12	PVC	16	0,5	43-02393 SAL-12T-FK4-0,5
M12x1 Male socket M16x1,5-thread	 	Pin 1  Pin 3  Pin 4 	3	T	63	12	PVC	16	0,5	43-02413 SAL-12T-FS3-0,5
		Pin 1  Pin 2  Pin 3  Pin 4 	4	T	63	12	PVC	16	0,5	43-02395 SAL-12T-FS4-0,5

FRONT PANEL MOUNTING

Food & Beverage

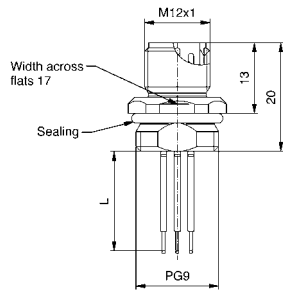
M8x1 Wire termination		Contact Assignment	Number of poles	Coding	Rated voltage [V]	Current rating [A]	Material wire	Wire Ø [AWG]	Wire length = L [m]	Part No. / Description
M8x1 Female socket M8x0,5-thread		Pin 1 Pin 3 Pin 4	3	60	3	PVC	24	0,2	42-01018 SAL-FB-8-FK3-0,2	
		Pin 1 Pin 2 Pin 3 Pin 4	4	30	3	PVC	24	0,2	42-01019 SAL-FB-8-FK4-0,2	
M12x1 Wire termination M12x1 Female socket M16x1,5-thread		Pin 1 Pin 2 Pin 3 Pin 4	4	A	250	4	PVC	24	0,5	43-01018 SAL-FB-12-FK4-0,5
		Pin 1 Pin 2 Pin 3 Pin 4 Pin 5	5	A	60	4	PVC	24	0,5	43-01047 SAL-FB-12-FK5.1-0,5
		Pin 1 Pin 2 Pin 3 Pin 4 Pin 5	5	A	60	4	PVC	24	0,5	43-01019 SAL-FB-12-FK5-0,5
M12x1 Male socket M16x1,5-thread		Pin 1 Pin 2 Pin 3 Pin 4	4	A	250	4	PVC	24	0,5	43-01020 SAL-FB-12-FS4-0,5
		Pin 1 Pin 2 Pin 3 Pin 4 Pin 5	5	A	60	4	PVC	24	0,5	43-01021 SAL-FB-12-FS5-0,5
		Pin 1 Pin 2 Pin 3 Pin 4 Pin 5	5	A	60	4	PVC	24	0,5	43-01051 SAL-FB-12-FS5.1-0,5
M12x1 Female socket PG9-thread		Pin 1 Pin 2 Pin 3 Pin 4	4	A	250	4	PVC	24	0,5	43-01103 SAL-FB-12-FK4-0,5-9
		Pin 1 Pin 2 Pin 3 Pin 4 Pin 5	5	A	60	4	PVC	24	0,5	43-01105 SAL-FB-12-FK5-0,5-9
		Pin 1 Pin 2 Pin 3 Pin 4 Pin 5	5	A	60	4	PVC	24	0,5	43-01104 SAL-FB-12-FK5.1-0,5

FRONT PANEL MOUNTING

Food & Beverage

M12x1 Wire termination

M12x1 Male socket
PG9-thread



Contact Assignment

- Pin 1 ■
- Pin 2 ■
- Pin 3 ■
- Pin 4 ■


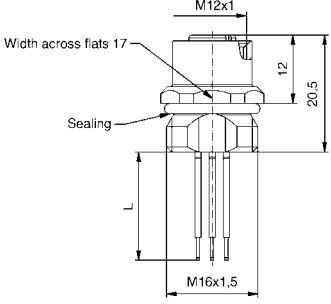















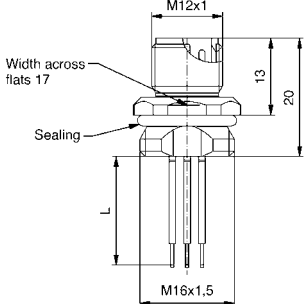















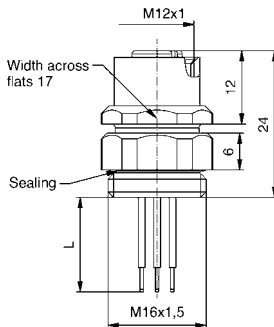















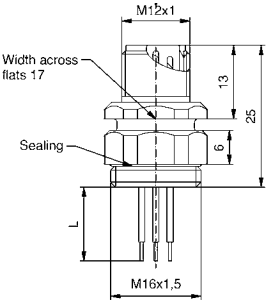














- Pin 1 ■
- Pin 2 ■
- Pin 3 ■
- Pin 4 ■
- Pin 5 ■

- Pin 1 ■
- Pin 2 ■
- Pin 3 ■
- Pin 4 ■
- Pin 5 ■

Number of poles	Coding	Rated voltage [V]	Current rating [A]	Material wire	Wire Ø [AWG]	Wire length = L [m]	Part No. / Description
4	A	250	4	PVC	24	0,5	43-01106 SAL-FB-12-FS4-0,5-9
5	A	60	4	PVC	24	0,5	43-01108 SAL-FB-12-FS5-0,5-9
5	A	60	4	PVC	24	0,5	43-01107 SAL-FB-12-FS5.1-0,5-9


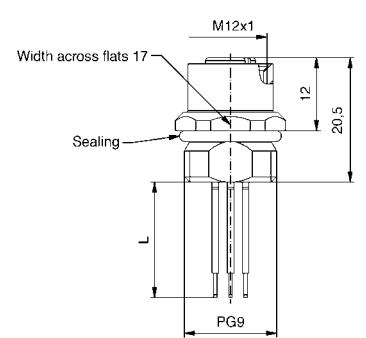















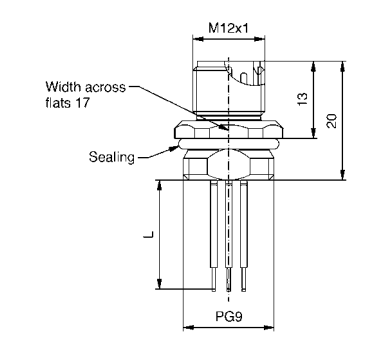















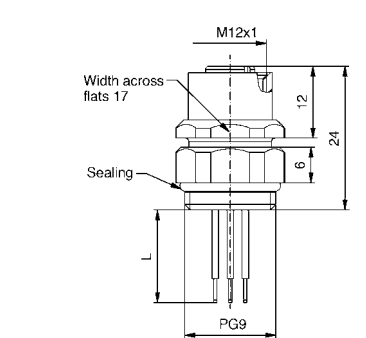















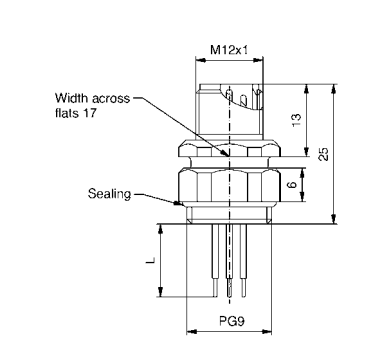














FRONT PANEL MOUNTING

High Temperature HT 125°C

M12x1 Wire termination		Contact Assignment	Number of poles	Coding	Rated voltage [V]	Current rating [A]	Material wire	Wire Ø [AWG]	Wire length = L [m]	Part No. / Description
		Pin 1  Pin 2  Pin 3  Pin 4 	4	A	250	4	Copolymer	24	0,5	43-01022 SAL-HT-12-FK4-0,5
		Pin 1  Pin 2  Pin 3  Pin 4  Pin 5 	5	A	60	4	Copolymer	24	0,5	43-01023 SAL-HT-12-FK5-0,5
		Pin 1  Pin 2  Pin 3  Pin 4  Pin 5 	5	A	60	4	Copolymer	24	0,5	43-01046 SAL-HT-12-FK5.1-0,5
		Pin 1  Pin 2  Pin 3  Pin 4 	4	A	250	4	Copolymer	24	0,5	43-01024 SAL-HT-12-FS4-0,5
		Pin 1  Pin 2  Pin 3  Pin 4  Pin 5 	5	A	60	4	Copolymer	24	0,5	43-01025 SAL-HT-12-FS5-0,5
		Pin 1  Pin 2  Pin 3  Pin 4  Pin 5 	5	A	60	4	Copolymer	24	0,5	43-01050 SAL-HT-12-FS5.1-0,5
		Pin 1  Pin 2  Pin 3  Pin 4 	4	A	250	4	Copolymer	24	0,5	43-01038 SAL-HT-12-FKP4-0,5
		Pin 1  Pin 2  Pin 3  Pin 4  Pin 5 	5	A	60	4	Copolymer	24	0,5	43-01039 SAL-HT-12-FKP5-0,5
		Pin 1  Pin 2  Pin 3  Pin 4  Pin 5 	5	A	60	4	Copolymer	24	0,5	43-01127 SAL-HT-12-FKP5.1-0,5
		Pin 1  Pin 2  Pin 3  Pin 4 	4	A	250	4	Copolymer	24	0,5	43-01040 SAL-HT-12-FSP4-0,5
		Pin 1  Pin 2  Pin 3  Pin 4  Pin 5 	5	A	60	4	Copolymer	24	0,5	43-01041 SAL-HT-12-FSP5-0,5
		Pin 1  Pin 2  Pin 3  Pin 4  Pin 5 	5	A	60	4	Copolymer	24	0,5	43-01128 SAL-HT-12-FSP5.1-0,5


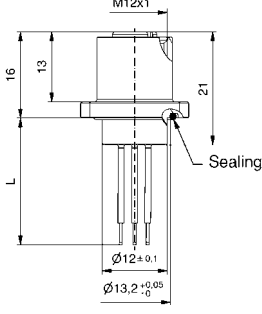





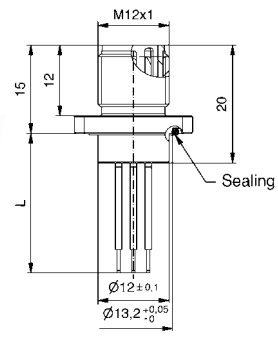





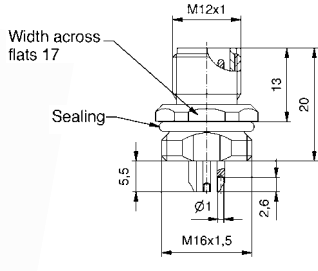
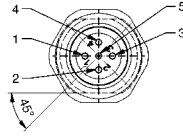
FRONT PANEL MOUNTING

High Temperature HT 125°C

M12x1 Wire termination		Contact Assignment	Number of poles	Coding	Rated voltage [V]	Current rating [A]	Material wire	Wire Ø [AWG]	Wire length = L [m]	Part No. / Description
		Pin 1  Pin 2  Pin 3  Pin 4 	4	A	250	4	Copolymer	24	0,5	43-01076 SAL-HT-12-FK4-0,5-9
		Pin 1  Pin 2  Pin 3  Pin 4  Pin 5 	5	A	60	4	Copolymer	24	0,5	43-01078 SAL-HT-12-FK5-0,5-9
		Pin 1  Pin 2  Pin 3  Pin 4  Pin 5 	5	A	60	4	Copolymer	24	0,5	43-01077 SAL-HT-12-FK5.1-0,5-9
		Pin 1  Pin 2  Pin 3  Pin 4 	4	A	250	4	Copolymer	24	0,5	43-01085 SAL-HT-12-FS4-0,5-9
		Pin 1  Pin 2  Pin 3  Pin 4  Pin 5 	5	A	60	4	Copolymer	24	0,5	43-01087 SAL-HT-12-FS5-0,5-9
		Pin 1  Pin 2  Pin 3  Pin 4  Pin 5 	5	A	60	4	Copolymer	24	0,5	43-01086 SAL-HT-12-FS5.1-0,5-9
M12x1 Wire termination positioning possible										
		Pin 1  Pin 2  Pin 3  Pin 4 	4	A	250	4	Copolymer	24	0,5	43-01112 SAL-HT-12-FKP4-0,5-9
		Pin 1  Pin 2  Pin 3  Pin 4  Pin 5 	5	A	60	4	Copolymer	24	0,5	43-01113 SAL-HT-12-FKP5-0,5-9
		Pin 1  Pin 2  Pin 3  Pin 4  Pin 5 	5	A	60	4	Copolymer	24	0,5	43-01135 SAL-HT-12-FKP5.1-0,5-9
		Pin 1  Pin 2  Pin 3  Pin 4 	4	A	250	4	Copolymer	24	0,5	43-01114 SAL-HT-12-FSP4-0,5-9
		Pin 1  Pin 2  Pin 3  Pin 4  Pin 5 	5	A	60	4	Copolymer	24	0,5	43-01115 SAL-HT-12-FSP5-0,5-9
		Pin 1  Pin 2  Pin 3  Pin 4  Pin 5 	5	A	60	4	Copolymer	24	0,5	43-01136 SAL-HT-12-FSP5.1-0,5-9

FRONT PANEL MOUNTING

High Temperature HT 125°C

M12x1 Square flange, wire termination		Contact Assignment	Number of poles	Coding	Rated voltage [V]	Current rating [A]	Material wire	Wire Ø [AWG]	Installation height [mm]	Material wire	Wire length = L [m]	Part No. / Description
M12x1 Female socket Housing size 20 mm 		Pin 1  Pin 2  Pin 3  Pin 4 	4	A	250	4	Copolymer	24			0,5	43-02324 SAL-HT-12-FKVO4-0,5-20
			5	A	60	4	Copolymer	24		0,5	43-02325 SAL-HT-12-FKVO5-0,5-20	
M12x1 Male socket Housing size 20 mm 		Pin 1  Pin 2  Pin 3  Pin 4 	4	A	250	4	Copolymer	24			0,5	43-02326 SAL-HT-12-FSVO4-0,5-20
			5	A	60	4	Copolymer	24		0,5	43-02327 SAL-HT-12-FSVO5-0,5-20	
M12x1 with solder cup			4	A	250	4		5,5				43-02357 SAL-HT-FS4-L
M12x1 Male socket M16x1,5-thread 			5	A	60	4		5,5				43-02358 SAL-HT-FS5.1-L

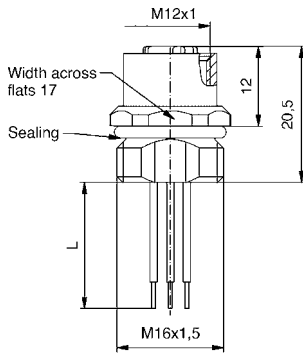

FRONT PANEL MOUNTING

Industrial BUS-Systems

M12x1 Industrial Ethernet 100 MHz, D-coding, wire termination

Contact Assignment

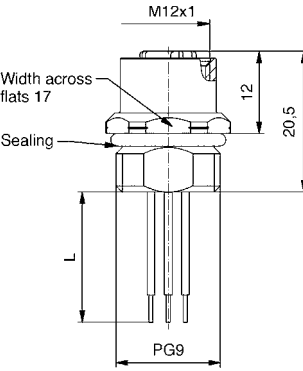

M12x1 Female socket
M16x1,5-thread



Pin 1 ■
Pin 2 ■
Pin 3 ■
Pin 4 ■

Number of poles	Coding	Rated voltage [V]	Current rating [A]	Material wire	Wire Ø [AWG]	Installation height [mm]	Material wire	Wire length = L [m]	Part No. / Description
4	D	250	4	PVC	22			0,5	43-01044 SAL-12D-FK4.2-0,5

M12x1 Female socket
PG9-thread

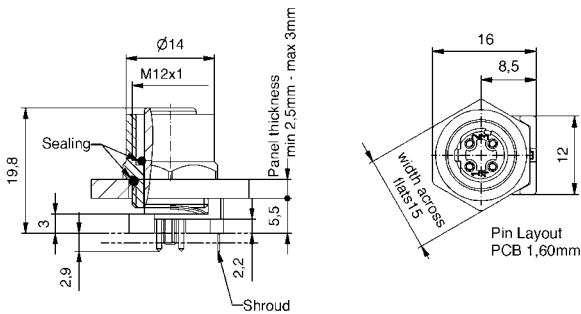


Pin 1 ■
Pin 2 ■
Pin 3 ■
Pin 4 ■

4	D	250	4	PVC	22			0,5	43-01111 SAL-12D-FK4.2-0,5-9
---	---	-----	---	-----	----	--	--	-----	---------------------------------

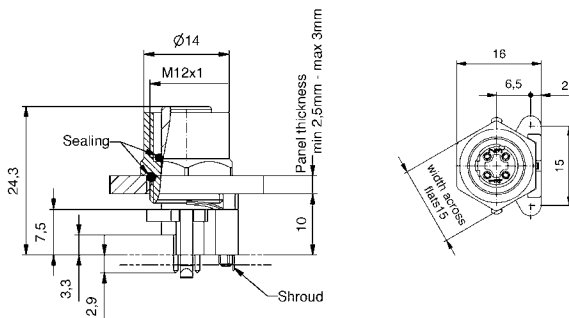
M12x1 Industrial Ethernet 100 MHz, D-coding, Dip solder termination, 2-parts

M12x1 Female socket
axial
with shielding



4	D	250	4			5,5			43-01222 SAL-12D-FK4-X5,5
---	---	-----	---	--	--	-----	--	--	------------------------------

M12x1 Female socket
axial
with shielding



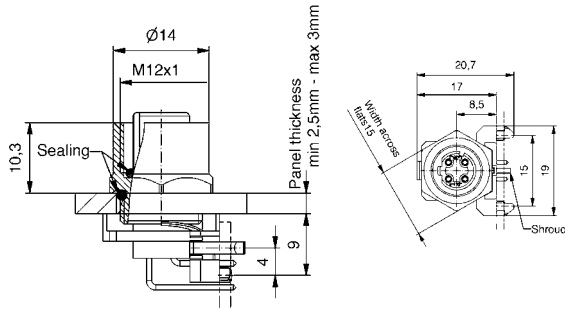

4	D	250	4			10			43-01220 SAL-12D-FK4-X10
---	---	-----	---	--	--	----	--	--	-----------------------------

FRONT PANEL MOUNTING

Industrial BUS-Systems

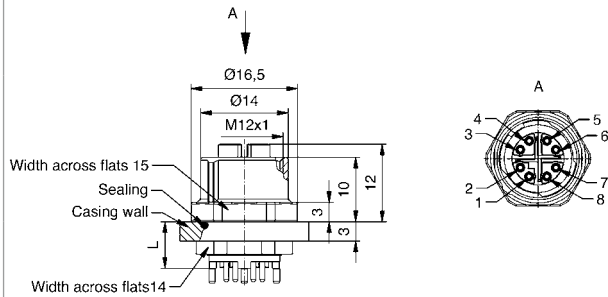
M12x1 Industrial Ethernet 100 MHz, D-coding, Dip solder termination, 2-parts

M12x1 Female socket angled with shielding



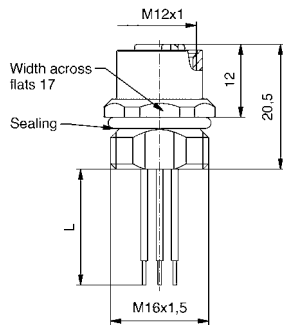

M12x1 Industrial Ethernet 500 MHz, X-coding, Dip solder termination

M12x1 Female socket 10 GB Ethernet, axial



M12x1 Profibus DP, B-coding, wire termination

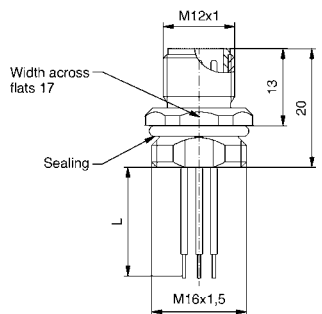
M12x1 Female socket M16x1,5-thread



Contact Assignment

- Pin 1 ■
- Pin 2 ■
- Pin 3 ■
- Pin 4 ■

M12x1 Male socket M16x1,5-thread


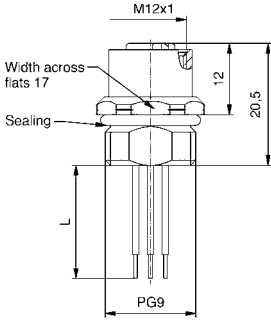

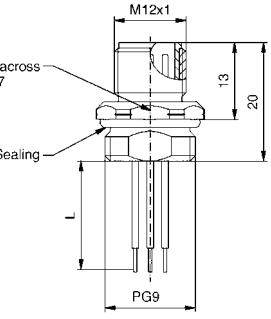

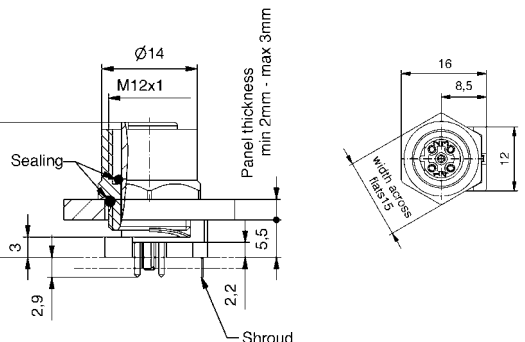

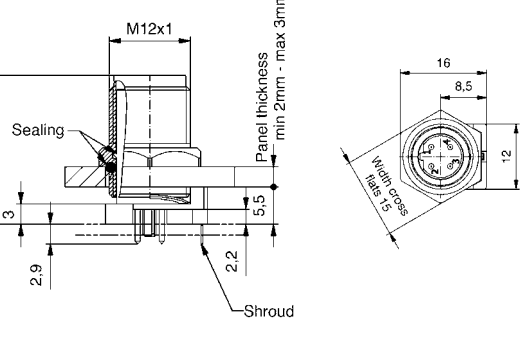


- Pin 1 ■
- Pin 2 ■
- Pin 3 ■
- Pin 4 ■

Number of poles	Coding	Rated voltage [V]	Current rating [A]	Material wire	Wire Ø [AWG]	Installation height [mm]	Material wire	Wire length = L [m]	Part No. / Description
4	D	250	4		7,2				43-01228 SAL-12D-FKW4
8	X	48	0,5		7,2				43-01847 SAL-12X-FK8.8-X7,2/1
4	B	250	4	PVC	22			0,5	43-01042 SAL-12B-FK4.3-0,5
4	B	250	4	PVC	22			0,5	43-01043 SAL-12B-FS4.3-0,5

FRONT PANEL MOUNTING

Industrial BUS-Systems

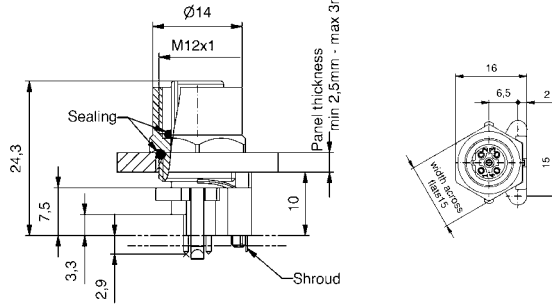
		Number of poles	Coding	Rated voltage [V]	Current rating [A]	Material wire	Wire Ø [AWG]	Installation height [mm]	Material wire	Wire length = L [m]	Part No. / Description
M12x1 Profibus DP, B-coding, wire termination		<i>Contact Assignment</i>									
M12x1 Female socket PG9-thread	 	Pin 1 ■ Pin 2 ■ Pin 3 ■ Pin 4 ■	4	B	250	4	PVC	22		0,5	43-01109 SAL-12B-FK4.3-0,5-9
M12x1 Male socket PG9-thread	 	Pin 1 ■ Pin 2 ■ Pin 3 ■ Pin 4 ■	4	B	250	4	PVC	22		0,5	43-01110 SAL-12B-FS4.3-0,5-9
M12x1 Profibus DP, B-coding, Dip solder termination, 2-parts											
M12x1 Female socket axial with shroud Installation height 5,5 mm	 		4	B	250	4	PVC	5,5			43-01216 SAL-12B-FK4-X5,5
M12x1 Male socket axial with shroud Installation height 5,5 mm	 		4	B	250	4	PVC	5,5			43-01218 SAL-12B-FS4-X5,5

FRONT PANEL MOUNTING

Industrial BUS-Systems

M12x1 Profibus DP, B-coding, Dip solder termination, 2-parts

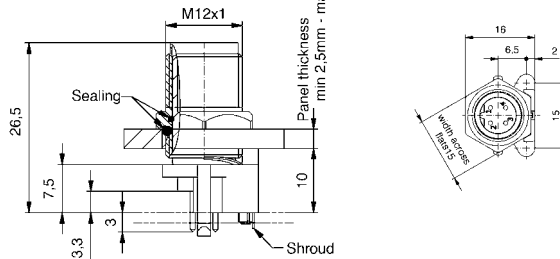

M12x1 Female socket axial with shielding Installation height 10 mm



Number of poles	Coding	Rated voltage [V]	Current rating [A]	Material wire	Wire Ø [AWG]	Installation height [mm]	Part No. / Description
-----------------	--------	-------------------	--------------------	---------------	--------------	--------------------------	------------------------

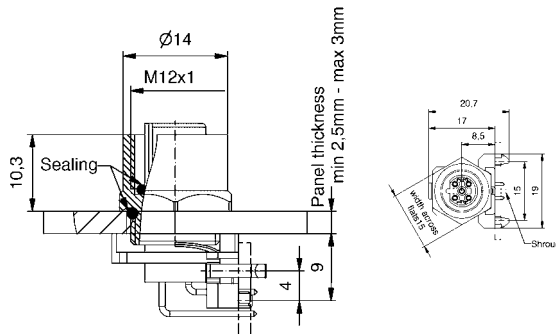

4	B	250	4	PVC		10	43-01212 SAL-12B-FK4-X10
---	---	-----	---	-----	--	----	-----------------------------

M12x1 Male socket axial with shielding Installation height 10 mm



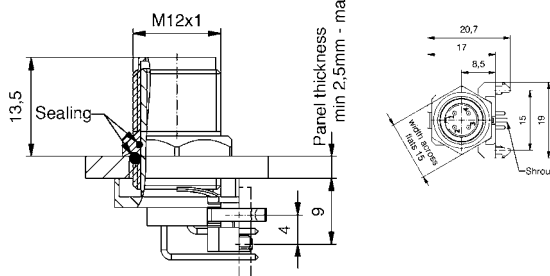

4	B	250	4	PVC		10	43-01214 SAL-12B-FS4-X10
---	---	-----	---	-----	--	----	-----------------------------

M12x1 Female socket angled



4	B	250	4	PVC			43-01224 SAL-12B-FKW4
---	---	-----	---	-----	--	--	--------------------------


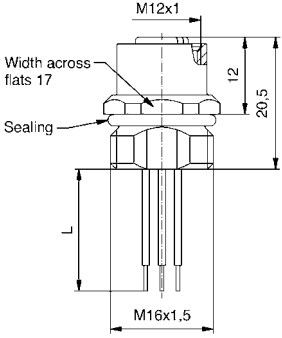

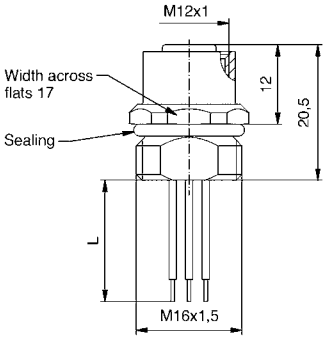

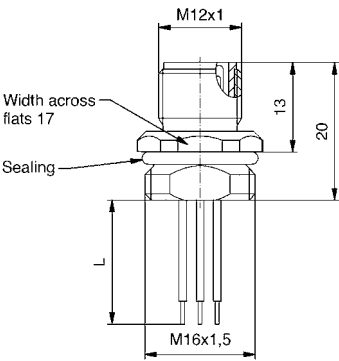
M12x1 Male socket angled



4	B	250	4	PVC			43-01226 SAL-12B-FSW4
---	---	-----	---	-----	--	--	--------------------------


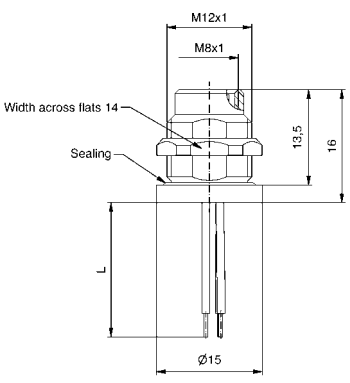





















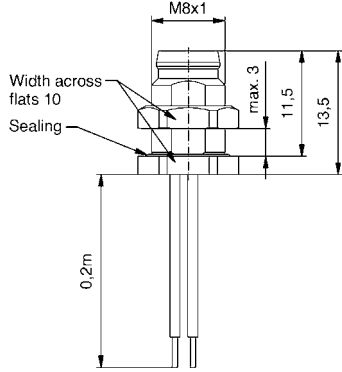













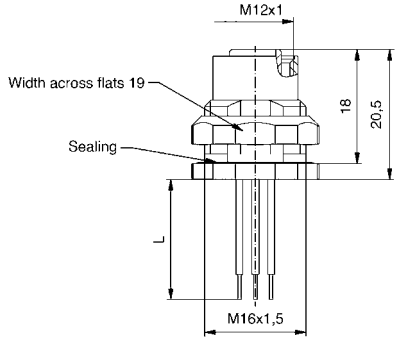























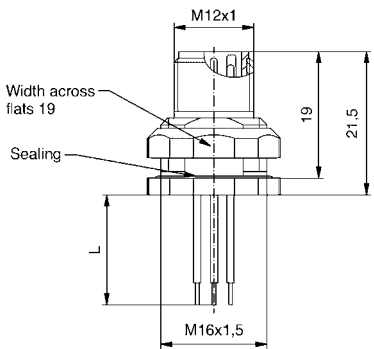






















FRONT PANEL MOUNTING

Industrial BUS-Systems

M12x1 DeviceNet, A-coding, wire termination		Contact Assignment	Number of poles	Coding	Rated voltage [V]	Current rating [A]	Material wire	Wire Ø [AWG]	Wire length = L [m]	Part No. / Description
<p>M12x1 Female socket M16x1,5-thread</p>  	<p>Pin 1 ■ Pin 2 ■ Pin 3 ■ Pin 4 ■ Pin 5 ■</p>	5	A	60	4	PVC	22	0,5	43-01367 SAL-DN-12-FK5.3-0,5	
<p>M12x1 CAN-Bus, wire termination</p> <p>M12x1 Female socket M16x1,5-thread</p>  	<p>Pin 1 ■ Pin 2 ■ Pin 3 ■ Pin 4 ■</p>	4	A	250	4	PVC	24	0,5	43-01703 SAL-CN-12-FK4.41-0,5	
<p>M12x1 Male socket M16x1,5-thread</p>  	<p>Pin 1 ■ Pin 2 ■ Pin 3 ■ Pin 4 ■</p>	4	A	250	4	PVC	24	0,5	43-01704 SAL-CN-12-FS4.41-0,5	


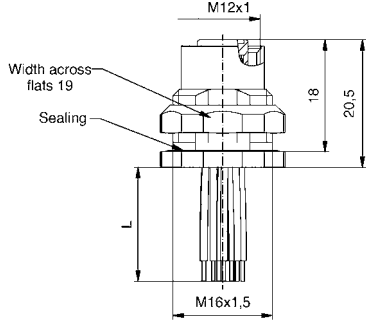













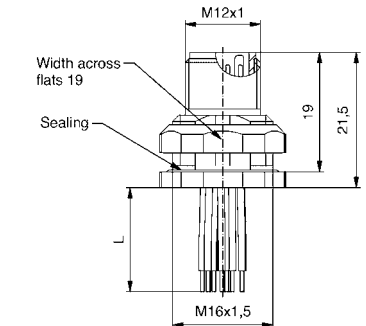













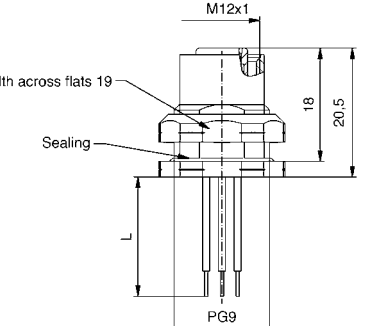























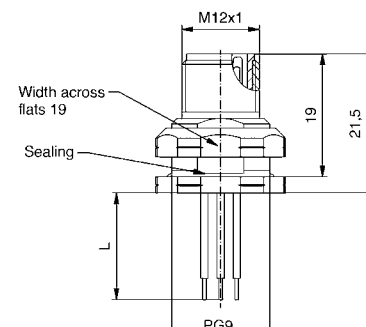






















BACK PANEL MOUNTING

Wire termination

M8x1		Number of poles	Coding	Rated voltage [V]	Current rating [A]	Material wire	Wire Ø [AWG]	Installation height	Material wire	Wire length = L [m]	Part No. / Description
M8x1 Female socket M12x1-thread 		Contact Assignment Pin 1  Pin 3  Pin 4 		3	A	60	3	PVC	24	0,2	42-01147 SAL-8-FKH3-0,2
		Pin 1  Pin 2  Pin 3  Pin 4 		4	A	30	3	PVC	24	0,2	42-01148 SAL-8-FKH4-0,2
		Pin 1  Pin 2  Pin 3  Pin 4  Pin 5 		5	B	30	3	PVC	24	0,2	42-01149 SAL-8B-FKH5.1-0,2
		Pin 1  Pin 2  Pin 3  Pin 4  Pin 5  Pin 6  Pin 7  Pin 8 		8	A	30	1,5	PVC	26	0,2	42-01150 SAL-8-FKH8-0,2
M8x1 Male socket M8x1-thread 		Pin 1  Pin 3  Pin 4 		3	A	60	3	PVC	24	0,2	42-01034 SAL-8-FSH3-0,2
		Pin 1  Pin 2  Pin 3  Pin 4 		4	A	30	3	PVC	24	0,2	42-01035 SAL-8-FSH4-0,2
		Pin 1  Pin 2  Pin 3  Pin 4  Pin 5 		5	B	30	3	PVC	24	0,2	42-01102 SAL-8B-FSH5.1-0,2
M12x1 Female socket M16x1,5-thread 		Pin 1  Pin 2  Pin 3  Pin 4 		4	A	250	4	PVC	24	0,5	43-01003 SAL-12-FKH4-0,5
		Pin 1  Pin 2  Pin 3  Pin 4  Pin 5 		5	A	60	4	PVC	24	0,5	43-01004 SAL-12-FKH5-0,5
		Pin 1  Pin 2  Pin 3  Pin 4  Pin 5 		5	A	60	2	PVC	24	0,5	43-01048 SAL-12-FKH5.1-0,5
		Pin 1  Pin 2  Pin 3  Pin 4  Pin 5  Pin 6  Pin 7  Pin 8 		8	A	30	2	PVC	24	0,5	43-01005 SAL-12-FKH8-0,5
M12x1 Male socket M16x1,5-thread 		Pin 1  Pin 2  Pin 3  Pin 4 		4	A	250	4	PVC	24	0,5	43-01012 SAL-12-FSH4-0,5
		Pin 1  Pin 2  Pin 3  Pin 4  Pin 5 		5	A	60	4	PVC	24	0,5	43-01013 SAL-12-FSH5-0,5
		Pin 1  Pin 2  Pin 3  Pin 4  Pin 5 		5	A	60	2	PVC	24	0,5	43-01052 SAL-12-FSH5.1-0,5
		Pin 1  Pin 2  Pin 3  Pin 4  Pin 5  Pin 6  Pin 7  Pin 8 		8	A	30	2	PVC	24	0,5	43-01014 SAL-12-FSH8-0,5


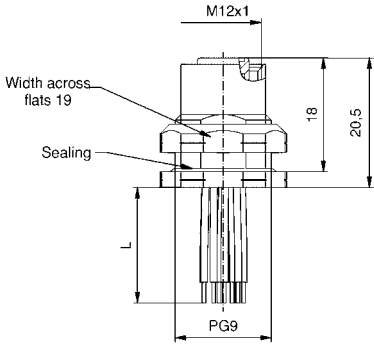













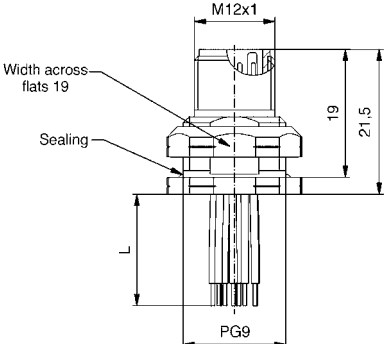













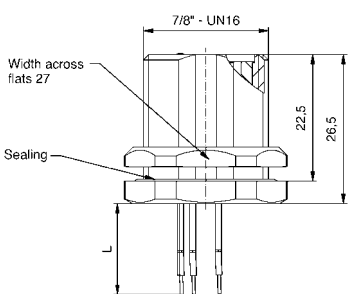













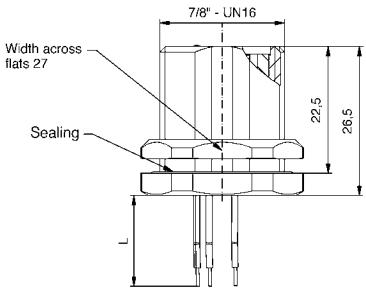












BACK PANEL MOUNTING

Wire termination

M12x1		Contact Assignment	Number of poles	Coding	Rated voltage [V]	Current rating [A]	Material wire	Wire Ø [AWG]	Installation height	Material wire	Wire length = L [m]	Part No. / Description
M12x1 Female socket M16x1,5-thread	 	Pin 1  Pin 7  Pin 2  Pin 8  Pin 3  Pin 9  Pin 4  Pin 10  Pin 5  Pin 11  Pin 6  Pin 12 	12	A	30	1,5	PVC	26		0,5	43-01343 SAL-12-FKH12-0,5	
M12x1 Male socket M16x1,5-thread	 	Pin 1  Pin 7  Pin 2  Pin 8  Pin 3  Pin 9  Pin 4  Pin 10  Pin 5  Pin 11  Pin 6  Pin 12 	12	A	30	1,5	PVC	26		0,5	43-01344 SAL-12-FSH12-0,5	
M12x1 Female socket PG9-thread	 	Pin 1  Pin 2  Pin 3  Pin 4  Pin 1  Pin 2  Pin 3  Pin 4  Pin 5  Pin 1  Pin 2  Pin 3  Pin 4  Pin 5  Pin 1  Pin 5  Pin 2  Pin 6  Pin 3  Pin 7  Pin 4  Pin 8 	4	A	250	4	PVC	24		0,5	43-01079 SAL-12-FKH4-0,5-9	
			5	A	60	4	PVC	24		0,5	43-01081 SAL-12-FKH5-0,5-9	
			5	A	60	4	PVC	24		0,5	43-01080 SAL-12-FKH5.1-0,5-9	
			8	A	30	2	PVC	24		0,5	43-01098 SAL-12-FKH8-0,5-9	
M12x1 Male socket PG9-thread	 	Pin 1  Pin 2  Pin 3  Pin 4  Pin 1  Pin 2  Pin 3  Pin 4  Pin 5  Pin 1  Pin 2  Pin 3  Pin 4  Pin 5  Pin 1  Pin 5  Pin 2  Pin 6  Pin 3  Pin 7  Pin 4  Pin 8 	4	A	250	4	PVC	24		0,5	43-01088 SAL-12-FSH4-0,5-9	
			5	A	60	4	PVC	24		0,5	43-01090 SAL-12-FSH5-0,5-9	
			5	A	60	4	PVC	24		0,5	43-01089 SAL-12-FSH5.1-0,5-9	
			8	A	30	2	PVC	24		0,5	43-01100 SAL-12-FSH8-0,5-9	


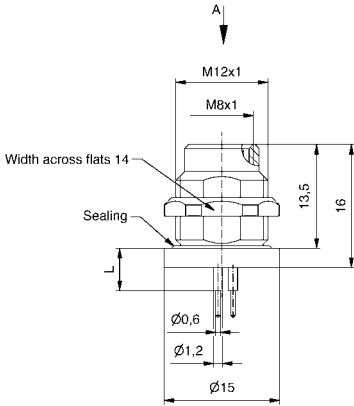

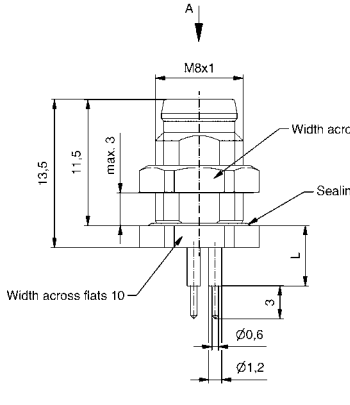

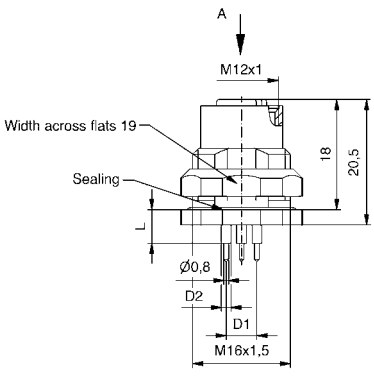

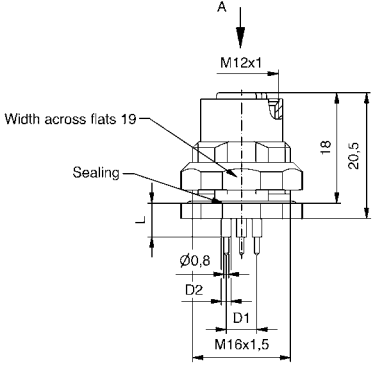
BACK PANEL MOUNTING

Wire termination

M12x1		Number of poles	Coding	Rated voltage [V]	Current rating [A]	Material wire	Wire Ø [AWG]	Installation height	Material wire	Wire length = L [m]	Part No. / Description
M12x1 Female socket PG9-thread	 	Pin 1  Pin 7  Pin 2  Pin 8  Pin 3  Pin 9  Pin 4  Pin 10  Pin 5  Pin 11  Pin 6  Pin 12 	12	A	30	1,5	PVC	26		0,5	43-01349 SAL-12-FKH12-0,5-9
M12x1 Male socket PG9-thread	 	Pin 1  Pin 7  Pin 2  Pin 8  Pin 3  Pin 9  Pin 4  Pin 10  Pin 5  Pin 11  Pin 6  Pin 12 	12	A	30	1,5	PVC	26		0,5	43-01350 SAL-12-FSH12-0,5-9
7/8" 7/8" Male socket wire Ø 0,75 mm ²	 	Pin PE  Pin 2  Pin 3 	2+PE	300	8	PVC	18		0,5	41-40003 SAL-7/8-FSH2PE-0,5	
		Pin 1  Pin 2  Pin 3  Pin 4 	4	300	8	PVC	18		0,5	41-40004 SAL-7/8-FSH4-0,5	
		Pin 1  Pin 2  Pin PE  Pin 4  Pin 5 	4+PE	300	8	PVC	18		0,5	41-40005 SAL-7/8-FSH4PE-0,5	
7/8" Male socket wire Ø 1,5 mm ²	 	Pin PE  Pin 2  Pin 3 	2+PE	300	12	PVC	16		0,5	41-40012 SAL-7/8-FSH2PE-0,5/150	
		Pin 1  Pin 2  Pin 3  Pin 4 	4	300	12	PVC	16		0,5	41-40013 SAL-7/8-FSH4-0,5/150	
		Pin 1  Pin 2  Pin PE  Pin 4  Pin 5 	4+PE	300	12	PVC	16		0,5	41-40014 SAL-7/8-FSH4PE-0,5/150	


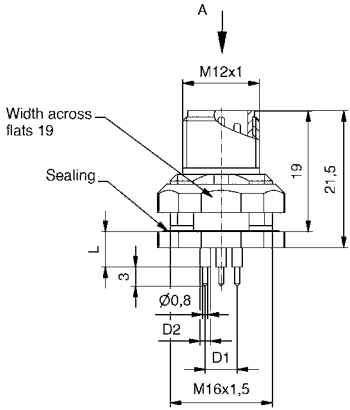

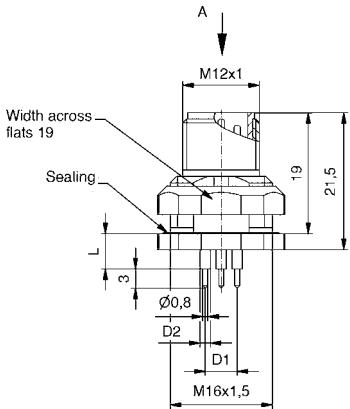

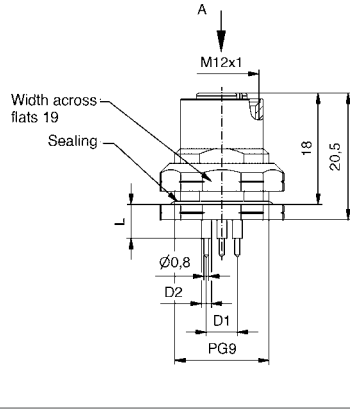

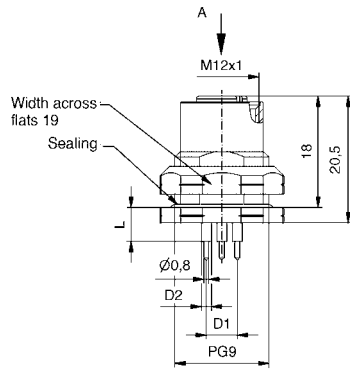
BACK PANEL MOUNTING

Dip solder termination

M8x1		Number of poles	Coding	Rated voltage [V]	Current rating [A]	Material wire	Wire Ø [AWG]	Installation height = L [mm]	Material wire	Wire Length [m]	Part No. / Description
<p>M8x1 Female socket M12x1-thread Installation height 5,5 mm</p> 		3	A	60	3		5,5			42-01143 SAL-8-FKH3-P5,5	
		4	A	30	3		5,5			42-01144 SAL-8-FKH4-P5,5	
		5	B	30	3		5,5			42-01145 SAL-8B-FKH5-P5,5	
		8	A	30	1,5		5,5			42-01146 SAL-8-FKH8-P5,5	
<p>M8x1 Male socket M8x1-thread Installation height 5,5 mm</p> 		3	A	60	3		5,5			42-01107 SAL-8-FSH3-P5,5	
		4	A	30	3		5,5			42-01108 SAL-8-FSH4-P5,5	
		5	B	30	3		5,5			42-01114 SAL-8B-FSH5.1-P5,5	
M12x1		4	A	250	4		5,5			43-01026 SAL-12-FKH4-P5,5	
<p>M12x1 Female socket M16x1,5-thread Installation height 5,5 mm</p> 		5	A	60	4		5,5			43-01027 SAL-12-FKH5-P5,5	
		8	A	30	2		5,5			43-01028 SAL-12-FKH8-P5,5	
		M12x1 Female socket M16x1,5-thread Installation height 12 mm 			4	A	250	4		12	
5	A	60	4			12			43-01030 SAL-12-FKH5-P12		
8	A	30	2			12			43-01031 SAL-12-FKH8-P12		


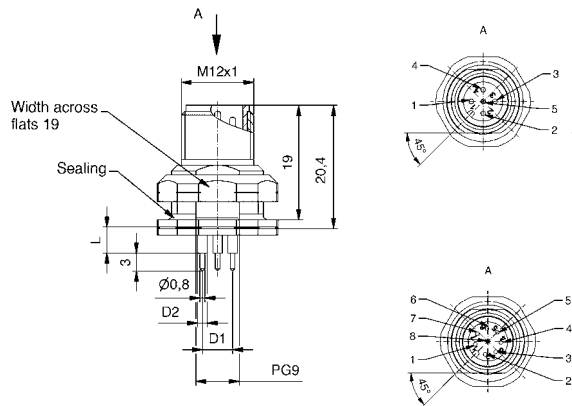

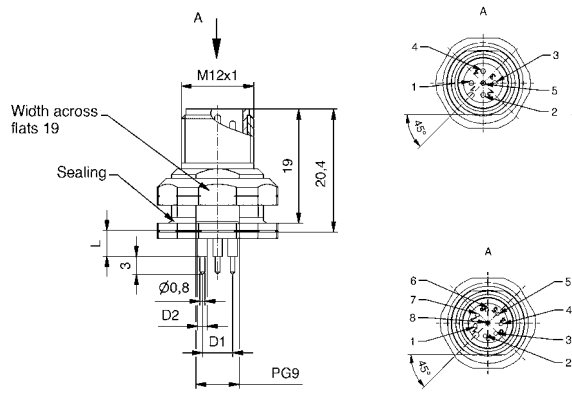

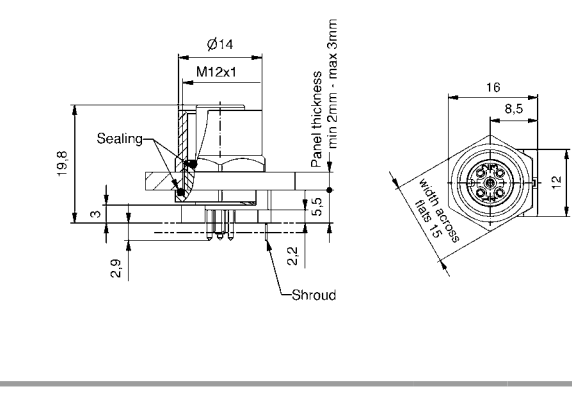

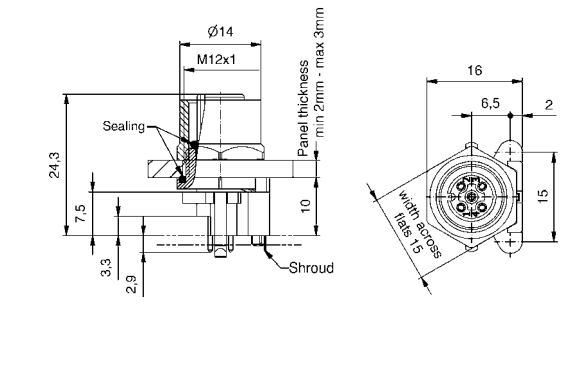
BACK PANEL MOUNTING

Dip solder termination

M12x1		Number of poles	Coding	Rated voltage [V]	Current rating [A]	Material wire	Wire Ø [AWG]	Installation height = L [mm]	Material wire	Wire Length [m]	Part No. / Description
M12x1 Male socket M16x1,5-thread Installation height 5,5 mm 		4	A	250	4		5,5			43-01032 SAL-12-FSH4-P5,5	
		5	A	60	4		5,5			43-01033 SAL-12-FSH5-P5,5	
		8	A	30	2		5,5			43-01034 SAL-12-FSH8-P5,5	
M12x1 Male socket M16x1,5-thread Installation height 12 mm 		4	A	250	4		12			43-01035 SAL-12-FSH4-P12	
		5	A	60	4		12			43-01036 SAL-12-FSH5-P12	
		8	A	30	2		12			43-01037 SAL-12-FSH8-P12	
M12x1 Female socket PG9-thread Installation height 5,5 mm 		4	A	250	4		5,5			43-01059 SAL-12-FKH4-P5,5-9	
		5	a	60	4		5,5			43-01061 SAL-12-FKH5-P5,5-9	
		8	A	30	2		5,5			43-01063 SAL-12-FKH8-P5,5-9	
M12x1 Female socket PG9-thread Installation height 12 mm 		4	A	250	4		12			43-01060 SAL-12-FKH4-P12-9	
		5	A	60	4		12			43-01062 SAL-12-FKH5-P12-9	
		8	A	30	2		12			43-01064 SAL-12-FKH8-P12-9	

BACK PANEL MOUNTING

Dip solder termination

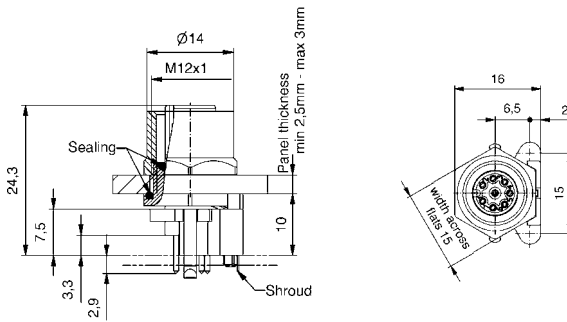
M12x1		Number of poles	Coding	Rated voltage [V]	Current rating [A]	Material wire	Wire Ø [AWG]	Installation height = L [mm]	Material wire	Wire Length [m]	Part No. / Description
<p>M12x1 Male socket PG9-thread Installation height 5,5 mm</p> 		4	A	250	4		5,5			43-01065 SAL-12-FSH4-P5,5-9	
		5	A	60	4		5,5			43-01069 SAL-12-FSH5-P5,5-9	
		8	A	30	2		5,5			43-01071 SAL-12-FSH8-P5,5-9	
<p>M12x1 Male socket PG9-thread Installation height 12 mm</p> 		4	A	250	4		12			43-01066 SAL-12-FSH4-P12-9	
		5	A	60	4		12			43-01070 SAL-12-FSH5-P12-9	
		8	A	30	2		12			43-01072 SAL-12-FSH8-P12-9	
M12x1 Dip solder termination, 2-parts		4	A	250	4		5,5				43-01186 SAL-12-FKH4-X5,5
<p>M12x1 Female socket axial Installation height 5,5 mm</p> 		4	A	250	4		5,5			43-01187 SAL-12S-FKH4-X5,5 with shielding	
		5	A	60	4		5,5			43-01188 SAL-12-FKH5-X5,5	
		5	A	60	4		5,5			43-01189 SAL-12S-FKH5-X5,5 with shielding	
		4	A	250	4		10			43-01170 SAL-12-FKH4-X10	
<p>M12x1 Female socket axial Installation height 10 mm</p> 		4	A	250	4		10			43-01171 SAL-12S-FKH4-X10 with shielding	
		5	A	60	4		10			43-01172 SAL-12-FKH5-X10	
		5	A	60	4		10			43-01173 SAL-12S-FKH5-X10 with shielding	
		4	A	250	4		10			43-01170 SAL-12-FKH4-X10	

BACK PANEL MOUNTING

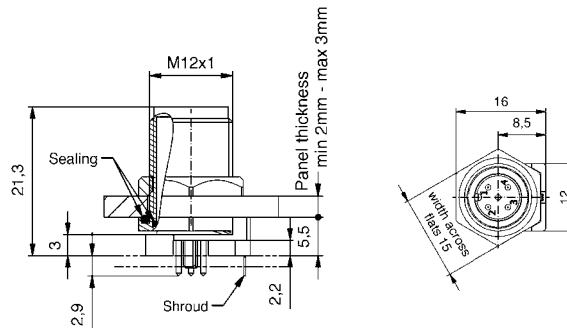
Dip solder termination

M12x1 Dip solder termination, 2-parts

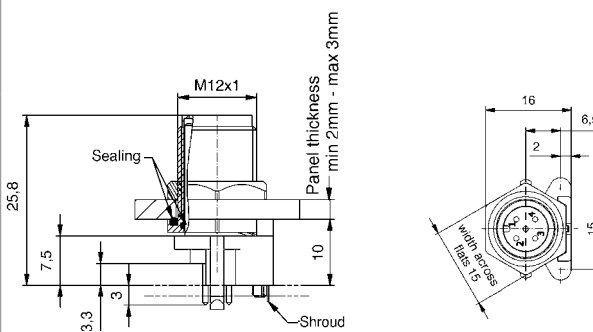
M12x1 Female socket axial
Installation height 10 mm



M12x1 Male socket axial
Installation height 5,5 mm

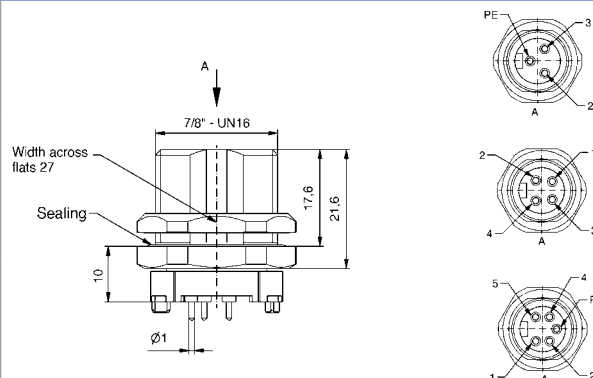


M12x1 Male socket axial
Installation height 10 mm



7/8" Dip solder termination, 2-parts

7/8" Female socket axial
Installation height 10 mm



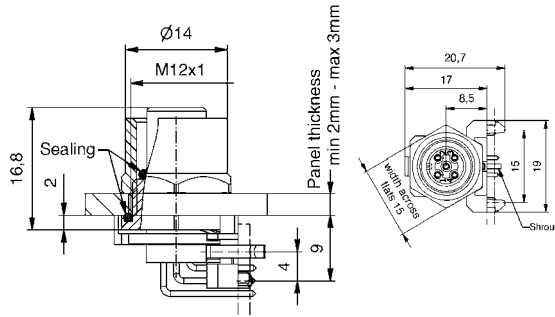
Number of poles	Coding	Rated voltage [V]	Current rating [A]	Material wire	Wire Ø [AWG]	Installation height [mm]	Material wire	Wire Length [m]	Part No. / Description
8	A	30	2			10			43-01334 SAL-12-FKH8-X10
8	A	30	2			10			43-01335 SAL-12S-FKH8-X10 with shielding
4	A	250	4			5,5			43-01190 SAL-12-FSH4-X5,5
4	A	250	4			5,5			43-01191 SAL-12S-FSH4-X5,5 with shielding
5	A	60	4			5,5			43-01192 SAL-12-FSH5.1-X5,5
5	A	60	4			5,5			43-01193 SAL-12S-FSH5.1-X5,5 with shielding
4	A	250	4			10			43-01174 SAL-12-FSH4-X10
4	A	250	4			10			43-01175 SAL-12S-FSH4-X10 with shielding
5	A	60	4			10			43-01176 SAL-12-FSH5.1-X10
5	A	60	4			10			43-01177 SAL-12S-FSH5.1-X10 with shielding
2+PE		300	12			10			41-40048 SAL-7/8-FSH2PE-X10
4		300	12			10			41-40049 SAL-7/8-FSH2PE-X10
4+PE		300	12			10			41-40050 SAL-7/8-FSH4PE-X10

BACK PANEL MOUNTING

Dip solder termination

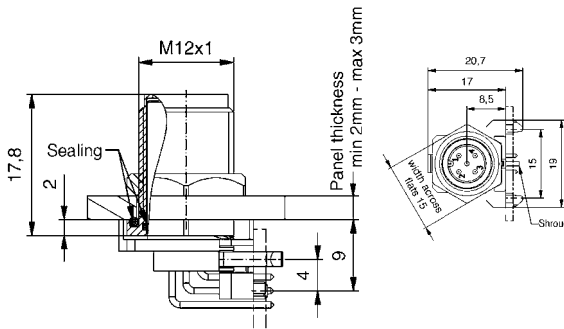
M12x1 Dip solder termination, angled, 2-parts

M12x1 Female socket angled



Number of poles	Coding	Rated voltage [V]	Current rating [A]	Material wire	Wire Ø [AWG]	Installation height = L [mm]	Material wire	Wire Length [m]	Part No. / Description
4	A	250	4						43-01196 SAL-12-FKHW4
4	A	250	4						43-01197 SAL-12S-FKHW4 with shielding
5	A	60	4						43-01198 SAL-12-FKHW5
5	A	60	4						43-01199 SAL-12S-FKHW5 with shielding

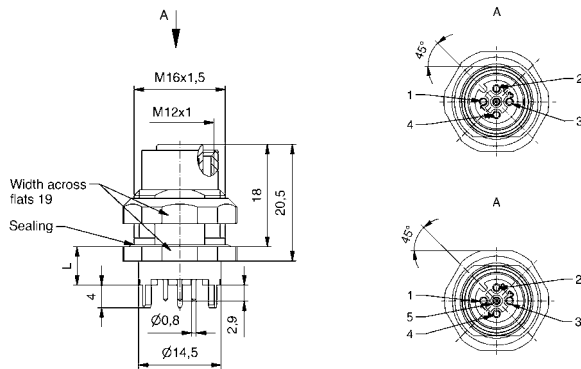
M12x1 Male socket angled



4	A	250	4						43-01204 SAL-12-FSHW4
4	A	250	4						43-01205 SAL-12S-FSHW4 with shielding
5	A	60	4						43-01206 SAL-12-FSHW5.1
5	A	60	4						43-01207 SAL-12S-FSHW5.1 with shielding

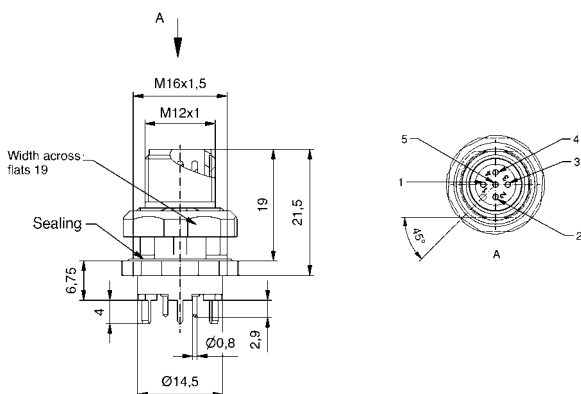
M12x1 Housing with shielded connection

M12x1 Female socket axial



4	A	250	4			6,75			43-01663 SAL-12S-FKH4-P6,75
5	A	60	4			6,75			43-01664 SAL-12S-FKH5-P6,75
8	A	30	2			6,75			43-01665 SAL-12S-FKH8-P6,75

M12x1 Male socket axial



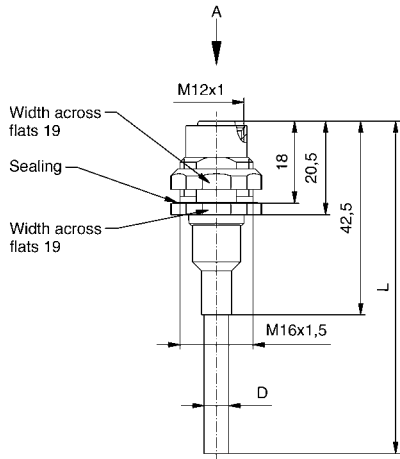
4	A	250	4			6,75			43-02204 SAL-12S-FSH4-P6,75
5	A	60	4			6,75			43-02205 SAL-12S-FSH5.1-P6,75

BACK PANEL MOUNTING

With cable shielded

M12x1

M12x1 Female socket
M16x1,5-thread



Contact Assignment

Pin 1 
Pin 2 
Pin 3 
Pin 4 

Pin 1 
Pin 2 
Pin 3 
Pin 4 

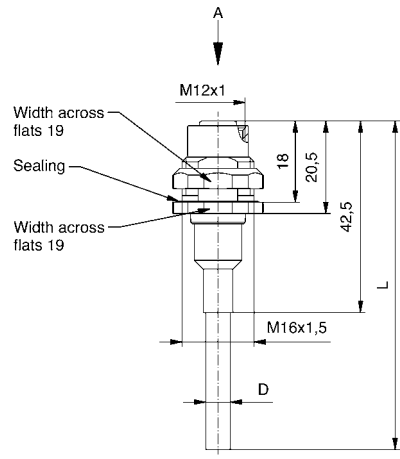
Pin 1 
Pin 2 
Pin 3 
Pin 4 






Pin 1 
Pin 2 
Pin 3 
Pin 4 

Pin 1 
Pin 2 
Pin 3 
Pin 4 






Pin 1 
Pin 2 
Pin 3 
Pin 4 






M12x1 Female socket
M16x1,5-thread













Pin 1 
Pin 2 
Pin 3 
Pin 4 
Pin 5 

Pin 1 
Pin 2 
Pin 3 
Pin 4 
Pin 5 

Pin 1 
Pin 2 
Pin 3 
Pin 4 
Pin 5 

Pin 1 
Pin 2 
Pin 3 
Pin 4 
Pin 5 

Pin 1 
Pin 2 
Pin 3 
Pin 4 
Pin 5 

Pin 1 
Pin 2 
Pin 3 
Pin 4 
Pin 5 

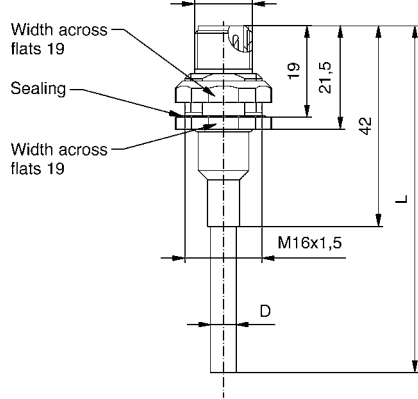
Number of poles	Coding	Rated voltage [V]	Current rating [A]	Material wire	Wire Ø [AWG]	Installation height	Material cable	Cable Length = L [m]	Part No. / Description
4	A	160	4				TPU UL black	0,5	43-02312 SAL-12S-FKH4-0,5/G2
4	A	160	4				TPU UL black	1	43-02365 SAL-12S-FKH4-1/G2
4	A	160	4				TPU UL black	2	43-02366 SAL-12S-FKH4-2/G2
4	A	160	4				PVC UL grey	0,5	43-02313 SAL-12S-FKH4-0,5/G3
4	A	160	4				PVC UL grey	1	43-02367 SAL-12S-FKH4-1/G3
4	A	160	4				PVC UL grey	2	43-02368 SAL-12S-FKH4-2/G3
5	A	60	4				TPU UL black	0,5	43-02314 SAL-12S-FKH5.1-0,5/G2
5	A	60	4				TPU UL black	1	43-02369 SAL-12S-FKH5.1-1/G2
5	A	60	4				TPU UL black	2	43-02370 SAL-12S-FKH5.1-2/G2
5	A	60	4				PVC UL grey	0,5	43-02315 SAL-12S-FKH5.1-0,5/G3
5	A	60	4				PVC UL grey	1	43-02371 SAL-12S-FKH5.1-1/G3
5	A	60	4				PVC UL grey	2	43-02372 SAL-12S-FKH5.1-2/G3

BACK PANEL MOUNTING

With cable shielded

M12x1

M12x1 Male socket
M16x1,5-thread



Contact Assignment

Pin 1 
Pin 2 
Pin 3 
Pin 4 

Pin 1 
Pin 2 
Pin 3 
Pin 4 

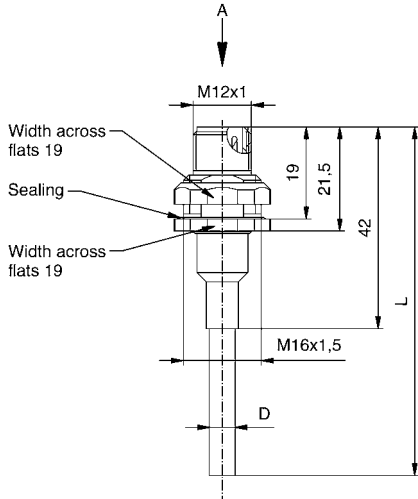
Pin 1 
Pin 2 
Pin 3 
Pin 4 






Pin 1 
Pin 2 
Pin 3 
Pin 4 






Pin 1 
Pin 2 
Pin 3 
Pin 4 






Pin 1 
Pin 2 
Pin 3 
Pin 4 






M12x1 Male socket
M16x1,5-thread













Pin 1 
Pin 2 
Pin 3 
Pin 4 
Pin 5 























































Pin 1 
Pin 2 
Pin 3 
Pin 4 
Pin 5 

Pin 1 
Pin 2 
Pin 3 
Pin 4 
Pin 5 

Pin 1 
Pin 2 
Pin 3 
Pin 4 
Pin 5 


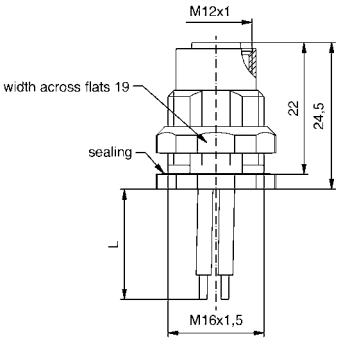








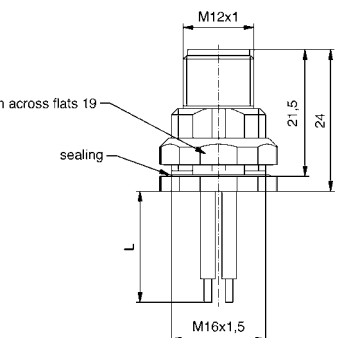








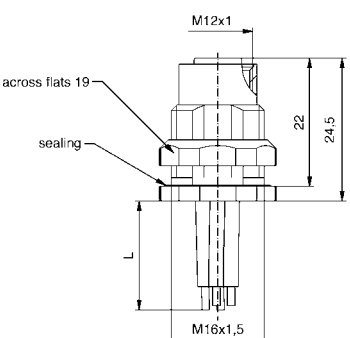








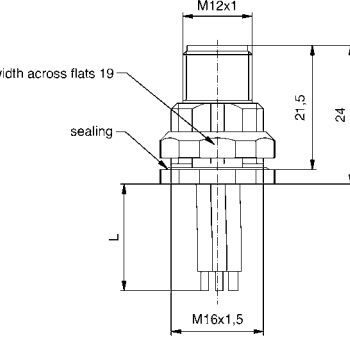







Pin 1 
Pin 2 
Pin 3 
Pin 4 
Pin 5 

Pin 1 
Pin 2 
Pin 3 
Pin 4 
Pin 5 

Contact Assignment	Number of poles	Coding	Rated voltage [V]	Current rating [A]	Material wire	Wire Ø [AWG]	Installation height	Material cable	Cable Length = L [m]	Part No. /Description
Pin 1  Pin 2  Pin 3  Pin 4 	4	A	160	4				TPU UL black	0,5	43-02308 SAL-12S-FSH4-0,5/G2
Pin 1  Pin 2  Pin 3  Pin 4 	4	A	160	4				TPU UL black	1	43-02349 SAL-12S-FSH4-1/G2
Pin 1  Pin 2  Pin 3  Pin 4 	4	A	160	4				TPU UL black	2	43-02350 SAL-12S-FSH4-2/G2
Pin 1  Pin 2  Pin 3  Pin 4 	4	A	160	4				PVC UL grey	0,5	43-02309 SAL-12S-FSH4-0,5/G3
Pin 1  Pin 2  Pin 3  Pin 4 	4	A	160	4				PVC UL grey	1	43-02351 SAL-12S-FSH4-1/G3
Pin 1  Pin 2  Pin 3  Pin 4 	4	A	160	4				PVC UL grey	2	43-02352 SAL-12S-FSH4-2/G3
Pin 1  Pin 2  Pin 3  Pin 4  Pin 5 	5	A	60	4				TPU UL black	0,5	43-02306 SAL-12S-FSH5.1-0,5/G2
Pin 1  Pin 2  Pin 3  Pin 4  Pin 5 	5	A	60	4				TPU UL black	1	43-02353 SAL-12S-FSH5.1-1/G2
Pin 1  Pin 2  Pin 3  Pin 4  Pin 5 	5	A	60	4				TPU UL black	2	43-02354 SAL-12S-FSH5.1-2/G2
Pin 1  Pin 2  Pin 3  Pin 4  Pin 5 	5	A	60	4				PVC UL grey	0,5	43-02307 SAL-12S-FSH5.1-0,5/G3
Pin 1  Pin 2  Pin 3  Pin 4  Pin 5 	5	A	60	4				PVC UL grey	1	43-02355 SAL-12S-FSH5.1-1/G3
Pin 1  Pin 2  Pin 3  Pin 4  Pin 5 	5	A	60	4				PVC UL grey	2	43-02356 SAL-12S-FSH5.1-2/G3

BACK PANEL MOUNTING

Power

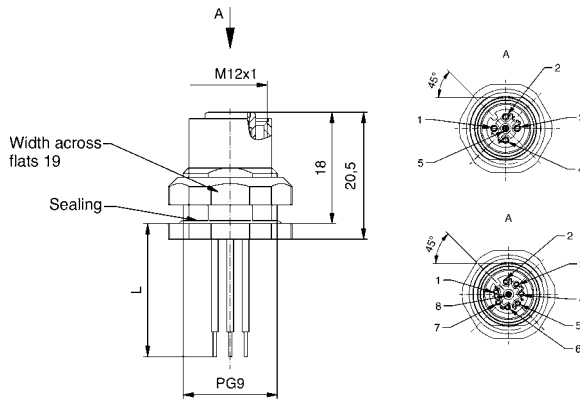
M12x1 Wire termination		Contact Assignment	Number of poles	Coding	Rated voltage [V]	Current rating [A]	Material wire	Wire Ø [AWG]	Wire Length = L [m]	Part No. / Description
M12x1 Female socket M16x1,5-thread 		Pin 1  Pin 3  PE 	2+PE	S	630	12	PVC	15	0,5	43-02414 SAL-12SC-FKH2PE-0,5
		Pin 1  Pin 2  Pin 3  PE 	3+PE	S	630	12	PVC	15	0,5	43-02396 SAL-12SC-FKH3PE-0,5
M12x1 Male socket M16x1,5-thread 		Pin 1  Pin 3  PE 	2+PE	S	630	12	PVC	15	0,5	43-02415 SAL-12SC-FSH2PE-0,5
		Pin 1  Pin 2  Pin 3  PE 	3+PE	S	630	12	PVC	15	0,5	43-02398 SAL-12SC-FSH3PE-0,5
M12x1 Female socket M16x1,5-thread 		Pin 1  Pin 3  Pin 4 	3	T	63	12	PVC	15	0,5	43-02416 SAL-12T-FKH3-0,5
		Pin 1  Pin 2  Pin 3  Pin 4 	4	T	63	12	PVC	15	0,5	43-02397 SAL-12T-FKH4-0,5
M12x1 Male socket M16x1,5-thread 		Pin 1  Pin 3  Pin 4 	3	T	63	12	PVC	15	0,5	43-02417 SAL-12T-FSH3-0,5
		Pin 1  Pin 2  Pin 3  Pin 4 	4	T	63	12	PVC	15	0,5	43-02399 SAL-12T-FSH4-0,5

BACK PANEL MOUNTING

Food & Beverage

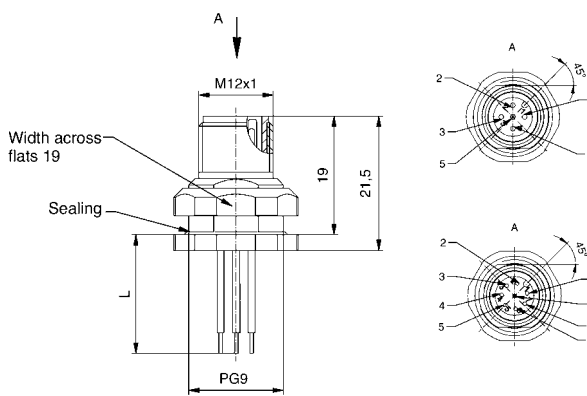
M12x1 Wire termination

M12x1 Female socket
PG9-thread



Number of poles	Coding	Rated voltage [V]	Current rating [A]	Material wire	Wire Ø [AWG]	Installation height = L [mm]	Material wire	Wire Length = L [m]	Part No. / Description
4	A	250	4	PVC	24		0,5		43-02328 SAL-FB-12-FKH4-0,5-9
5	A	60	4	PVC	24		0,5		43-02329 SAL-FB-12-FKH5-0,5-9
8	A	30	2	PVC	24		0,5		43-02330 SAL-FB-12-FKH8-0,5-9

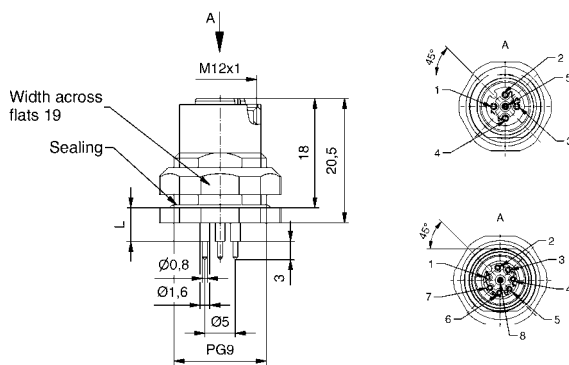
M12x1 Male socket
PG9-thread



4	A	250	4	PVC	24		0,5		43-02331 SAL-FB-12-FSH4-0,5-9
5	A	60	4	PVC	24		0,5		43-02332 SAL-FB-12-FSH5-0,5-9
8	A	30	2	PVC	24		0,5		43-02333 SAL-FB-12-FSH8-0,5-9

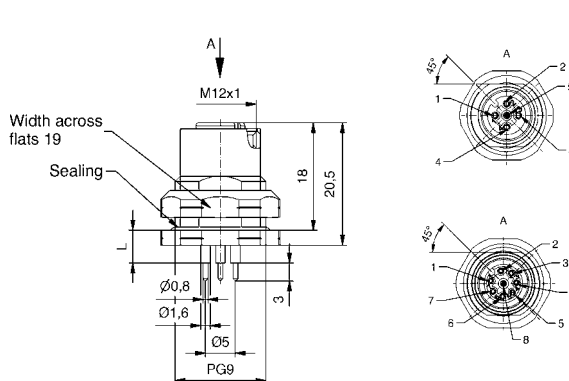
M12x1 Dip solder termination

M12x1 Female socket
PG9-thread
Installation height 5,5 mm



4	A	250	4			5,5			43-01894 SAL-FB-12-FKH4-P5,5-9
5	A	60	4			5,5			43-01896 SAL-FB-12-FKH5-P5,5-9
8	A	30	2			5,5			43-02340 SAL-FB-12-FKH8-P5,5-9

M12x1 Female socket
PG9-thread
Installation height 12 mm



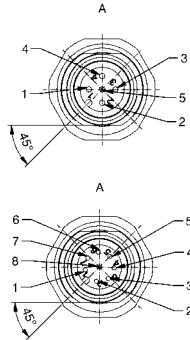
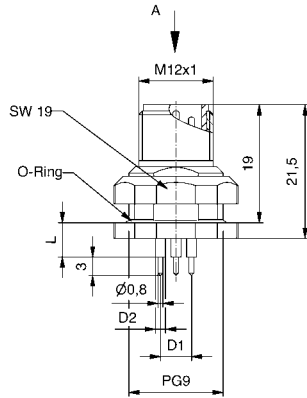
4	A	250	4			12			43-01895 SAL-FB-12-FKH4-P12-9
5	A	60	4			12			43-01897 SAL-FB-12-FKH5-P12-9
8	A	30	2			12			43-02341 SAL-FB-12-FKH8-P12-9

BACK PANEL MOUNTING

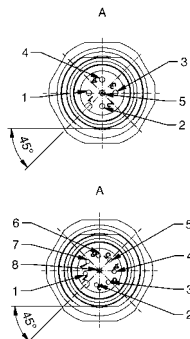
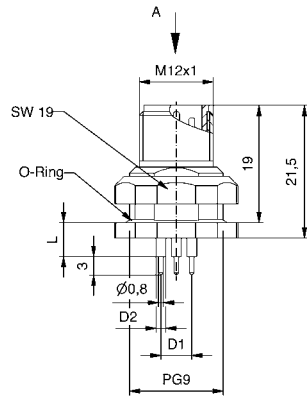
Food & Beverage

M12x1 Dip solder termination

M12x1 Male socket
PG9-thread
Installation height 5,5 mm




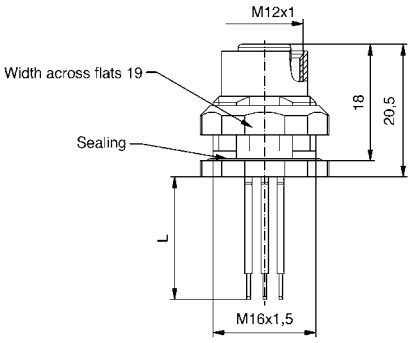





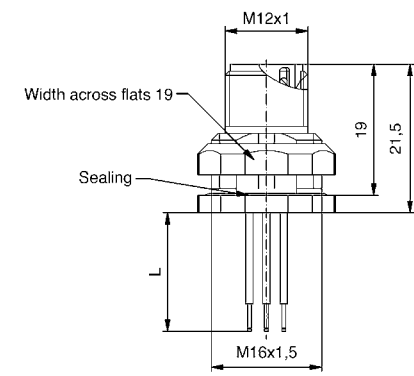





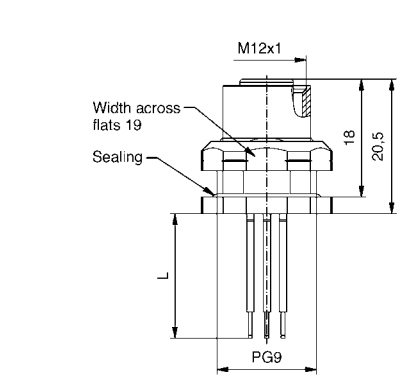





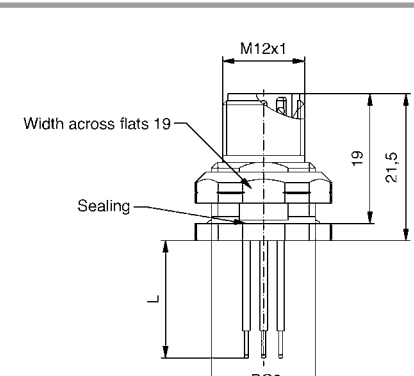




M12x1 Male socket
PG9-thread
Installation height 12 mm



	Number of poles	Coding	Rated voltage [V]	Current rating [A]	Material wire	Wire Ø [AWG]	Installation height = L [mm]	Material wire	Wire Length [m]	Part No. / Description
M12x1 Male socket PG9-thread Installation height 5,5 mm	4	A	250	4			5,5			43-02334 SAL-FB-12-FSH4-P5,5-9
	5	A	60	4			5,5			43-02335 SAL-FB-12-FSH5-P5,5-9
	8	A	30	2			5,5			43-02345 SAL-FB-12-FSH8-P5,5-9
M12x1 Male socket PG9-thread Installation height 12 mm	4	A	250	4			12			43-02336 SAL-FB-12-FSH4-P12-9
	5	A	60	4			12			43-02337 SAL-FB-12-FSH5-P12-9
	8	A	30	2			12			43-02346 SAL-FB-12-FSH8-P12-9

BACK PANEL MOUNTING

High Temperature HT 125°C

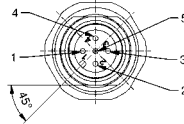
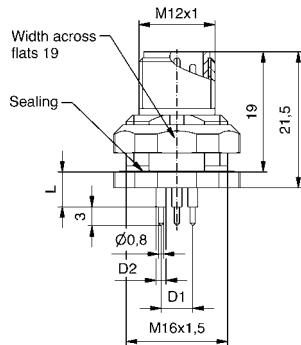
M12x1 Wire termination		Contact Assignment	Number of poles	Coding	Rated voltage [V]	Current rating [A]	Material wire	Wire Ø [AWG]	Installation height	Material wire	Wire Length = L [m]	Part No. / Description
 <p>M12x1 Female socket M16x1,5-thread</p>	 <p>Width across flats 19 Sealing M12x1 18 20,5 L M16x1,5</p>	<p>Pin 1 </p> <p>Pin 2 </p> <p>Pin 3 </p> <p>Pin 4 </p>	4	A	250	4	Copolymer	24			0,5	43-01121 SAL-HT-12-FKH4-0,5
			5	A	60	4	Copolymer	24			0,5	43-01122 SAL-HT-12-FKH5-0,5
			5	A	60	4	Copolymer	24			0,5	43-01129 SAL-HT-12-FKH5.1-0,5
 <p>M12x1 Male socket M16x1,5-thread</p>	 <p>Width across flats 19 Sealing M12x1 19 21,5 L M16x1,5</p>	<p>Pin 1 </p> <p>Pin 2 </p> <p>Pin 3 </p> <p>Pin 4 </p>	4	A	250	4	Copolymer	24			0,5	43-01131 SAL-HT-12-FSH4-0,5
			5	A	60	4	Copolymer	24			0,5	43-01132 SAL-HT-12-FSH5-0,5
			5	A	60	4	Copolymer	24			0,5	43-01130 SAL-HT-12-FSH5.1-0,5
 <p>M12x1 Female socket PG9-thread</p>	 <p>Width across flats 19 Sealing M12x1 18 20,5 L PG9</p>	<p>Pin 1 </p> <p>Pin 2 </p> <p>Pin 3 </p> <p>Pin 4 </p>	4	A	250	4	Copolymer	24			0,5	43-01119 SAL-HT-12-FKH4-0,5-9
			5	A	60	4	Copolymer	24			0,5	43-01120 SAL-HT-12-FKH5-0,5-9
			5	A	60	4	Copolymer	24			0,5	43-01137 SAL-HT-12-FKH5.1-0,5-9
 <p>M12x1 Male socket PG9-thread</p>	 <p>Width across flats 19 Sealing M12x1 19 21,5 L PG9</p>	<p>Pin 1 </p> <p>Pin 2 </p> <p>Pin 3 </p> <p>Pin 4 </p>	4	A	250	4	Copolymer	24			0,5	43-01133 SAL-HT-12-FSH4-0,5-9
			5	A	60	4	Copolymer	24			0,5	43-01134 SAL-HT-12-FSH5-0,5-9
			5	A	60	4	Copolymer	24			0,5	43-01138 SAL-HT-12-FSH5.1-0,5-9

BACK PANEL MOUNTING

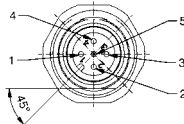
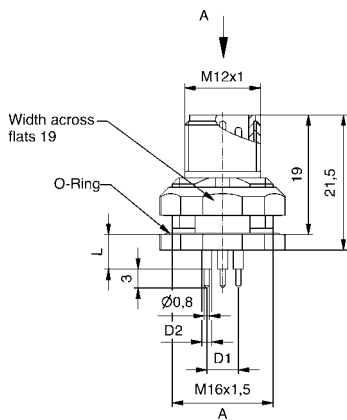
High Temperature

M12x1 Dip solder termination

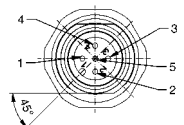
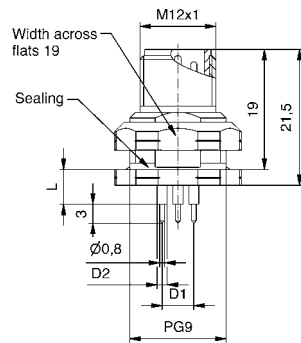
M12x1 Male socket
M16x1,5-thread
Installation height 5,5 mm



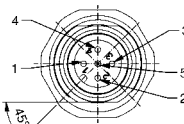
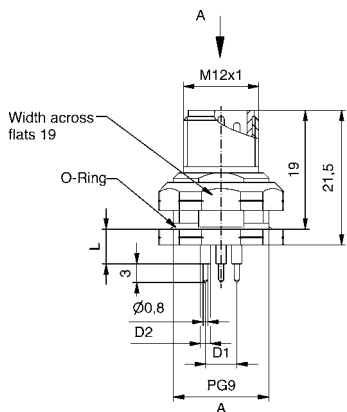
M12x1 Male socket
M16x1,5-thread
Installation height 12 mm



M12x1 Male socket
PG9-thread
Installation height 5,5 mm



M12x1 Male socket
PG9-thread
Installation height 12 mm



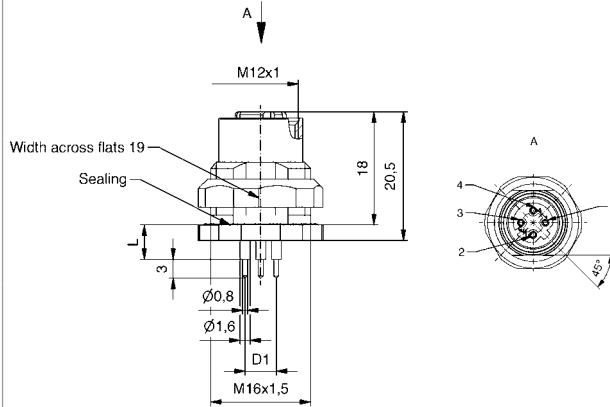
Number of poles	Coding	Rated voltage [V]	Current rating [A]	Material wire	Wire Ø [AWG]	Installation height = L [mm]	Material wire	Wire Length [m]	Part No. / Description
4	A	250	4		5,5				43-02316 SAL-HT-12-FSH4-P5,5
5	A	60	4		5,5				43-02317 SAL-HT-12-FSH5.1-P5,5
4	A	250	4		12				43-02320 SAL-HT-12-FSH4-P12
5	A	60	4		12				43-02321 SAL-HT-12-FSH5.1-P12
4	A	250	4		5,5				43-02318 SAL-HT-12-FSH4-P5,5-9
5	A	60	4		5,5				43-02319 SAL-HT-12-FSH5.1-P5,5-9
4	A	250	4		12				43-02322 SAL-HT-12-FSH4-P12-9
5	A	60	4		12				43-02323 SAL-HT-12-FSH5.1-P12-9

BACK PANEL MOUNTING

Industrial BUS-Systems

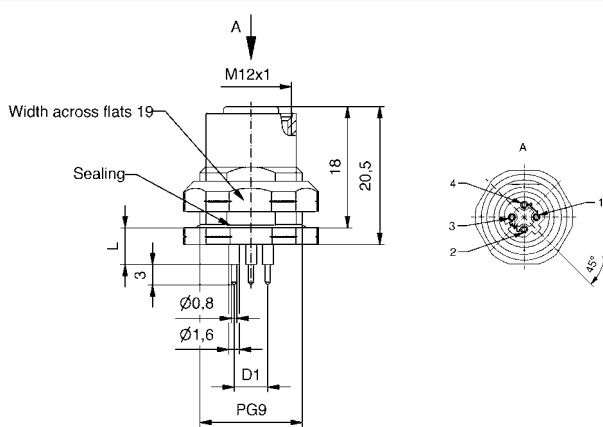
M12x1 Industrial Ethernet 100 MHz, D-coding, Dip solder termination

M12x1 Female socket
M16x1,5-thread



Number of poles	Coding	Rated voltage [V]	Current rating [A]	Material wire	Wire Ø [AWG]	Installation height = L [mm]	Material wire	Wire Length [m]	Part No. / Description
4	D	250	4		5,5				43-01157 SAL-12D-FKH4.2-P5,5
4	D	250	4		12				43-01118 SAL-12D-FKH4.2-P12

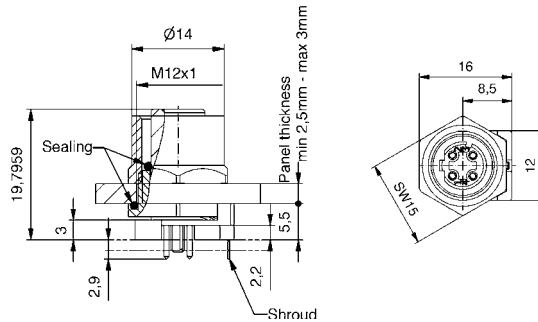
M12x1 Female socket
PG9-thread



4	D	250	4		5,5				43-01236 SAL-12D-FKH4.2-P5,5-9
4	D	250	4		12				43-01248 SAL-12D-FKH4.2-P12-9

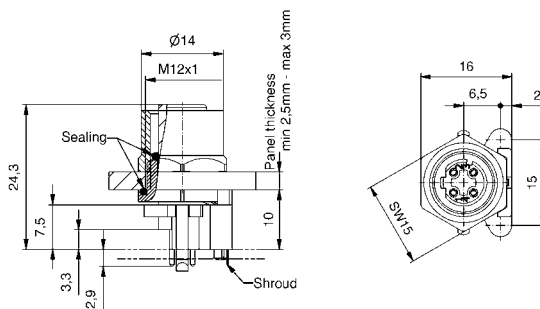
M12x1 Industrial Ethernet 100 MHz, D-coding, Dip solder termination, 2-parts

M12x1 Female socket
axial
with shielding
M12x1-thread



4	D	250	4		5,5				43-01223 SAL-12D-FKH4-X5,5
---	---	-----	---	--	-----	--	--	--	-------------------------------

M12x1 Female socket
axial
with shielding
M12x1-thread



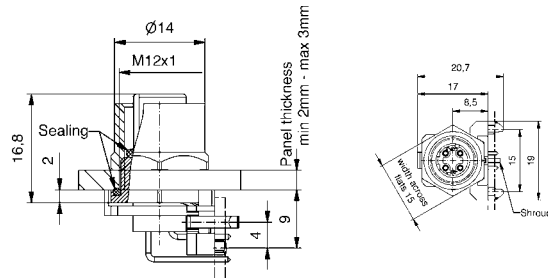
4	D	250	4		10				43-01221 SAL-12D-FKH4-X10
---	---	-----	---	--	----	--	--	--	------------------------------

BACK PANEL MOUNTING

Industrial BUS-Systems

M12x1 Industrial Ethernet 100 MHz, D-coding, Dip solder termination, 2-parts

M12x1 Female socket angled with shielding M12x1-thread

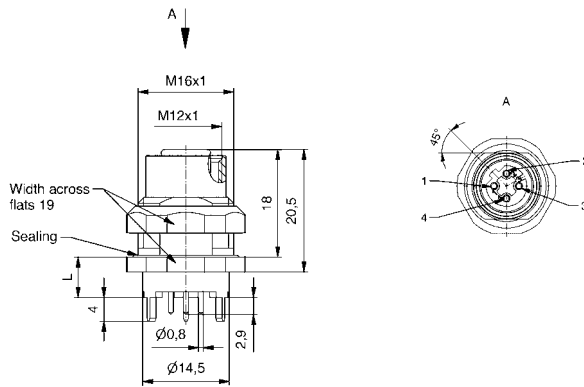


Number of poles	Coding	Rated voltage [V]	Current rating [A]	Material wire	Wire Ø [AWG]	Installation height = L [mm]	Material cable	Cable Length = L [m]	Part No. / Description
-----------------	--------	-------------------	--------------------	---------------	--------------	------------------------------	----------------	----------------------	------------------------

4	D	250	4						43-01229 SAL-12D-FKHW4
---	---	-----	---	--	--	--	--	--	---------------------------

M12x1 Industrial Ethernet 100 MHz, D-coding, Dip solder termination

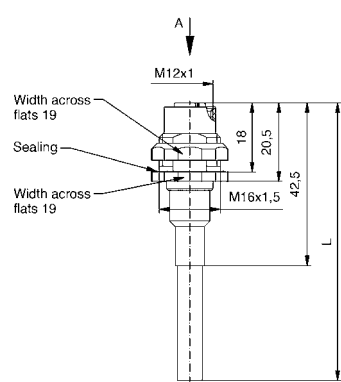
M12x1 Female socket axial with shielded connection M16x1,5-thread



4	D	250	4			6,75			43-01690 SAL-12D-FKH4-P6,75
---	---	-----	---	--	--	------	--	--	--------------------------------

M12x1 Industrial Ethernet 5100 MHz, D-coding, with cable

M12x1 Female socket M16x1,5-thread



Contact Assignment

- Pin 1
- Pin 2
- Pin 3
- Pin 4

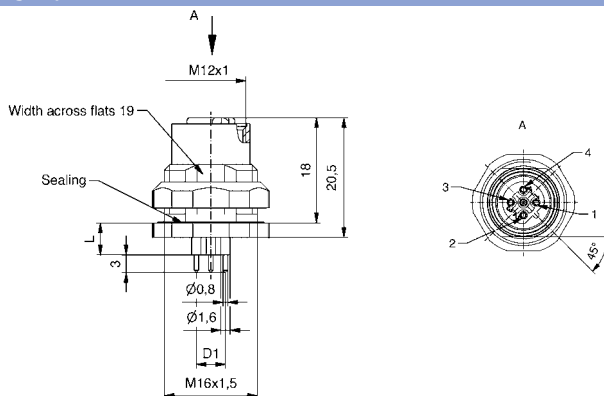
- Pin 1
- Pin 2
- Pin 3
- Pin 4

- Pin 1
- Pin 2
- Pin 3
- Pin 4

4	D	160	4				TPU UI, green	0,5	43-01660 SAL-12D-FKH4.2-0,5/G6
4	D	160	4				TPU UI, green	1	43-01661 SAL-12D-FKH4.2-1/G6
4	D	160	4				TPU UI, green	2	43-01662 SAL-12D-FKH4.2-2/G6

M12x1 Profibus DP, B-coding, Dip solder termination

M12x1 Female socket Profibus DP M16x1,5-thread



4	B	250	4			5,5			43-01123 SAL-12B-FKH4-P5,5
---	---	-----	---	--	--	-----	--	--	-------------------------------

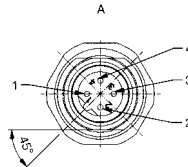
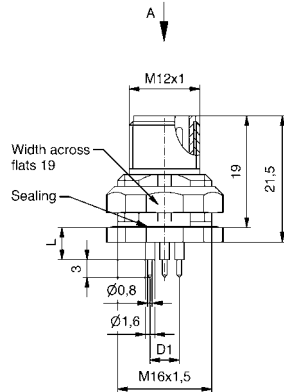
4	B	250	4			12			43-01124 SAL-12B-FKH4-P12
---	---	-----	---	--	--	----	--	--	------------------------------

BACK PANEL MOUNTING

Industrial BUS-Systems

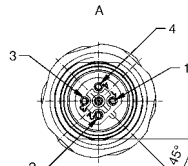
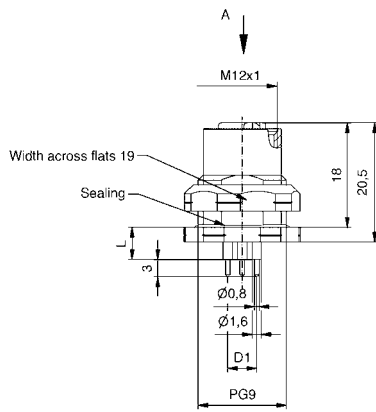
M12x1 Profibus DP, B-coding, Dip solder termination

M12x1 Male socket
M16x1,5-thread



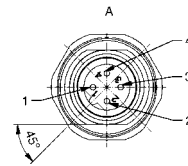
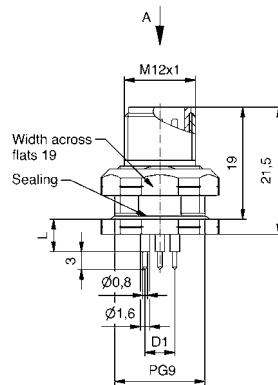
Number of poles	Coding	Rated voltage [V]	Current rating [A]	Material wire	Wire Ø [AWG]	Installation height = L [mm]	Material wire	Wire Length [m]	Part No. / Description
4	B	250	4		5,5				43-01125 SAL-12B-FSH4-P5,5
4	B	250	4		12				43-01126 SAL-12B-FSH4-P12

M12x1 Female socket
PG9-thread



4	B	250	4		5,5				43-01249 SAL-12B-FKH4-P5,5-9
4	B	250	4		12				43-01250 SAL-12B-FKH4-P12-9

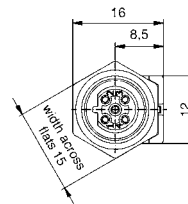
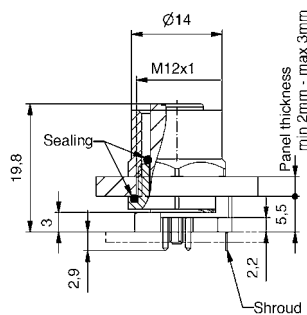
M12x1 Male socket
PG9-thread



4	B	250	4		5,5				43-01251 SAL-12B-FSH4-P5,5-9
4	B	250	4		12				43-01252 SAL-12B-FSH4-P12-9

M12x1 Profibus DP, B-coding, Dip solder termination, 2-parts

M12x1 Female socket
axial
with shroud
M12x1-thread



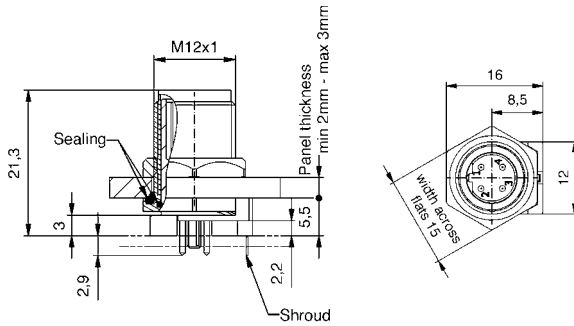
4	B	250	4		5,5				43-01217 SAL-12B-FKH4-X5,5
---	---	-----	---	--	-----	--	--	--	-------------------------------

BACK PANEL MOUNTING

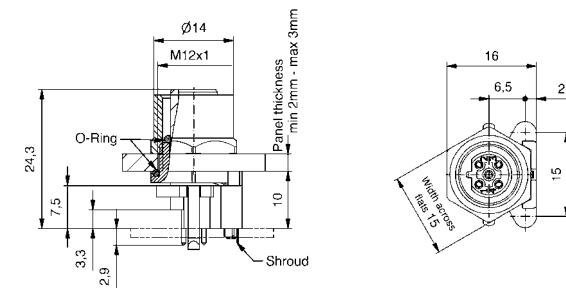
Industrial BUS-Systems

M12x1 Profibus DP, B-coding, Dip solder termination, 2-parts

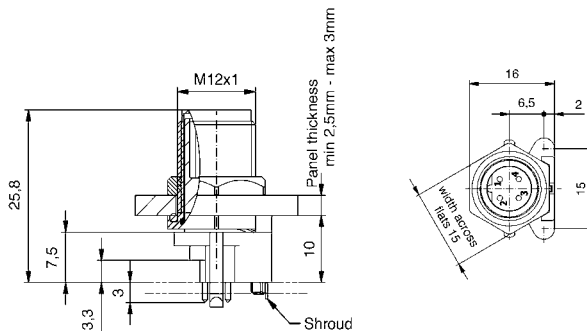
M12x1 Male socket axial with shroud M12x1-thread



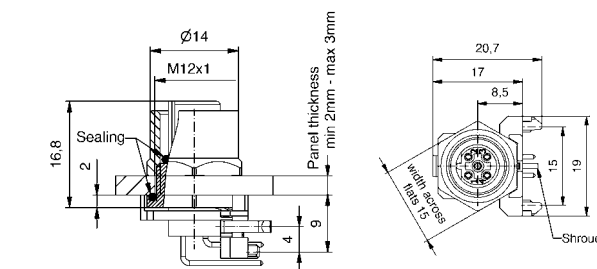

M12x1 Female socket axial with shroud M12x1-thread



M12x1 Male socket axial with shroud M12x1-thread



M12x1 Female socket angled with shielding M12x1-thread



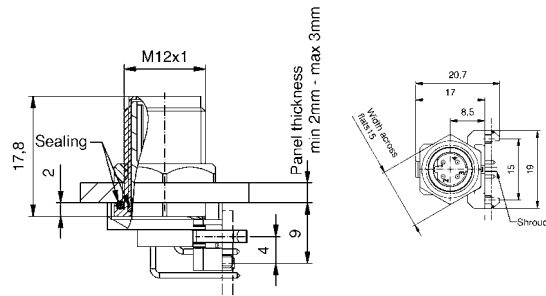

Number of poles	Coding	Rated voltage [V]	Current rating [A]	Material wire	Wire Ø [AWG]	Installation height = L [mm]	Material wire	Wire Length [m]	Part No. / Description
4	B	250	4		5,5				43-01219 SAL-12B-FSH4-X5,5
4	B	250	4		10				43-01213 SAL-12B-FKH4-X10
4	B	250	4		10				43-01215 SAL-12B-FSH4-X10
4	B	250	4						43-01225 SAL-12B-FKH4

BACK PANEL MOUNTING

Industrial BUS-Systems

M12x1 Profibus DP, B-coding, Dip solder termination, 2-parts

M12x1 Male socket angled with shielding M12x1-thread

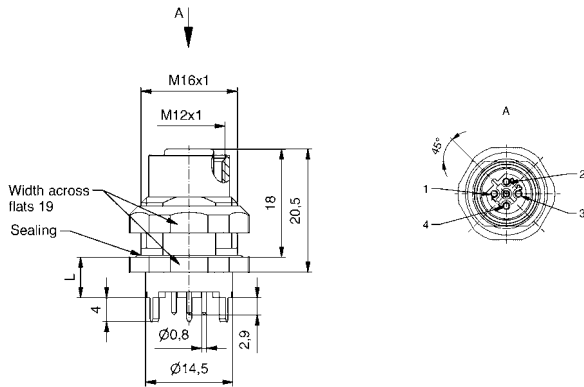


Number of poles	Coding	Rated voltage [V]	Current rating [A]	Material wire	Wire Ø [AWG]	Installation height = L [mm]	Material wire	Cable Length = L [m]	Part No. / Description
-----------------	--------	-------------------	--------------------	---------------	--------------	------------------------------	---------------	----------------------	------------------------

4	B	250	4						43-01227 SAL-12B-FSHW4
---	---	-----	---	--	--	--	--	--	---------------------------

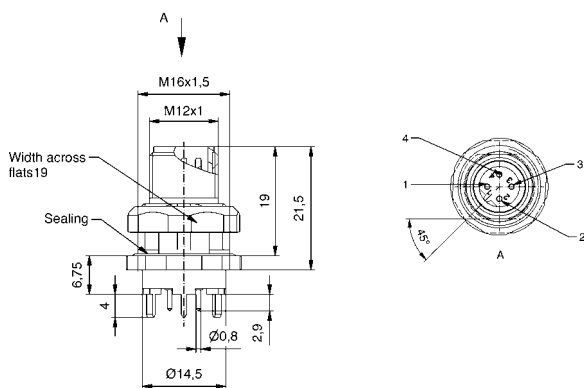
M12x1 Profibus DP, B-coding, Dip solder termination

M12x1 Female socket with shielded connection M16x1,5-thread



4	B	250	4			6,75			43-01689 SAL-12B-FKH4-P6,75
---	---	-----	---	--	--	------	--	--	--------------------------------

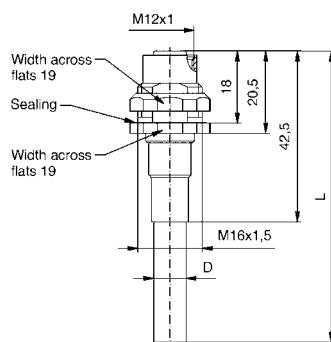
M12x1 Male socket with shielded connection M16x1,5-thread



4	B	250	4			6,75			43-02207 SAL-12B-FSH4-P6,75
---	---	-----	---	--	--	------	--	--	--------------------------------

M12x1 Profibus DP, B-coding, with cable

M12x1 Female socket M16x1,5-thread



Contact Assignment

Pin 2 ■
Pin 4 ■

Pin 2 ■
Pin 4 ■

Pin 2 ■
Pin 4 ■

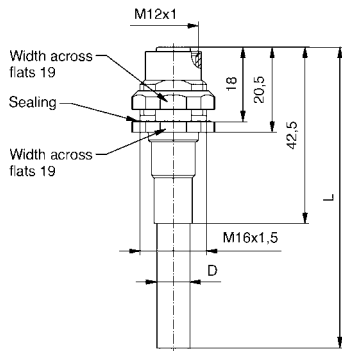
4	B	160	4				PVC UL violet	0,5	43-01648 SAL-12B-FKH4.1-0,5/G4
4	B	160	4				PVC UL violet	1	43-01649 SAL-12B-FKH4.1-1/G4
4	B	160	4				PVC UL violet	2	43-01650 SAL-12B-FKH4.1-2/G4

BACK PANEL MOUNTING

Industrial BUS-Systems

M12x1 Profibus DP, B-coding, with cable

M12x1 Female socket
M16x1,5-thread



Contact Assignment

Pin 2 ■
Pin 4 ■

Pin 2 ■
Pin 4 ■

Pin 2 ■
Pin 4 ■

Number of poles	Coding	Rated voltage [V]	Current rating [A]	Material wire	Wire Length = L [m]	Installation height	Material cable	Cable Length = L [m]	Part No. / Description
4	B	160	4				TPU UL violet	0,5	43-01654 SAL-12B-FKH4.1-0,5/G5
4	B	160	4				TPU UL violet	1	43-01655 SAL-12B-FKH4.1-1/G5
4	B	160	4				TPU UL violet	2	43-01656 SAL-12B-FKH4.1-2/G5
4	B	160	4				PVC UL violet	0,5	43-01651 SAL-12B-FSH4.1-0,5/G4
4	B	160	4				PVC UL violet	1	43-01652 SAL-12B-FSH4.1-1/G4
4	B	160	4				PVC UL violet	2	43-01653 SAL-12B-FSH4.1-2/G4
4	B	160	4				TPU UL violet	0,5	43-01657 SAL-12B-FSH4.1-0,5/G5
4	B	160	4				TPU UL violet	1	43-01658 SAL-12B-FSH4.1-1/G5
4	B	160	4				TPU UL violet	2	43-01659 SAL-12B-FSH4.1-2/G5
M12x1 DeviceNet, A-coding, wire termination									
M12x1 Female socket M16x1,5-thread									
5	A	60	4	PVC 24	0,5				43-02246 SAL-DN-12-FKH5.3-0,5

BACK PANEL MOUNTING

Industrial BUS-Systems

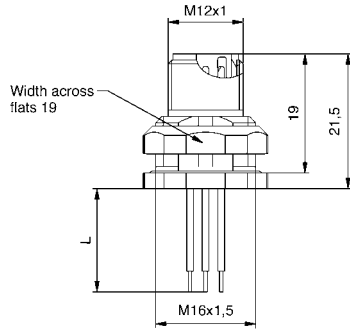
M12x1 DeviceNet, A-coding, wire termination		Contact Assignment	Number of poles	Coding	Rated voltage [V]	Current rating [A]	Material wire	Wire Ø [AWG]	Wire Length = L [m]	Material wire	Cable Length = L [m]	Part No. / Description	
M12x1 Male socket M16x1,5-thread		Pin 1 (Shroud) Pin 2 (+) Pin 3 (-) Pin 4 (CAN H) Pin 5 (CAN L)	5	A	60	4	PVC	24	0,5			43-01368 SAL-DN-12-FSH5.3-0,5	
M12x1 Female socket M16x1,5-thread		Pin 1 (Shroud) Pin 2 (+) Pin 3 (-) Pin 4 (CAN H) Pin 5 (CAN L)	5	A	60	4				TPU UL violet	0,5	43-01642 SAL-DN-12-FKH5.3-0,5/GJ	
			5	A	60	4					TPU UL violet	1	43-01643 SAL-DN-12-FKH5.3-1/GJ
			5	A	60	4					TPU UL violet	2	43-01644 SAL-DN-12-FKH5.3-2/GJ
M12x1 Male socket M16x1,5-thread		Pin 1 (Shroud) Pin 2 (+) Pin 3 (-) Pin 4 (CAN H) Pin 5 (CAN L)	5	A	60	4				TPU UL violet	0,5	43-01645 SAL-DN-12-FSH5.3-0,5/GJ	
			5	A	60	4					TPU UL violet	1	43-01646 SAL-DN-12-FSH5.3-1/GJ
			5	A	60	4					TPU UL violet	2	43-01647 SAL-DN-12-FSH5.3-2/GJ
M12x1 CAN-Bus, wire termination													
M12x1 Female socket M16x1,5-thread		Pin 1 Pin 2 Pin 3 Pin 4	4	A	250	4	PVC	24	0,5			43-02347 SAL-CN-12-FKH4.41-0,5	

BACK PANEL MOUNTING

Industrial BUS-Systems

M12x1 CAN-Bus, wire termination

M12x1 Male socket
M16x1,5-thread



Contact Assignment

Pin 1 ■
Pin 2 ■
Pin 3 ■
Pin 4 ■

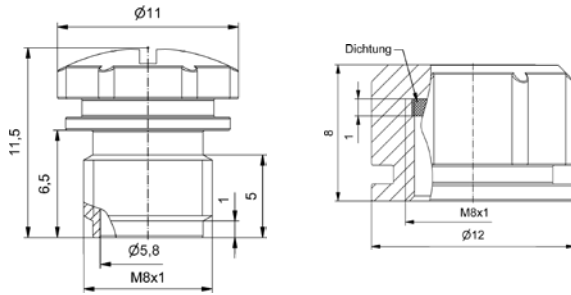
Number of poles	Coding	Rated voltage [V]	Current rating [A]	Material wire	Wire Ø [AWG]	Installation height	Material wire	Wire Length = L [m]	Part No. / Description
4	A	250	4	PVC	24			0,5	43-02348 SAL-CN-12-FSH4.41-0,5

PROTECTION CAPS

Male/Female

M8x1

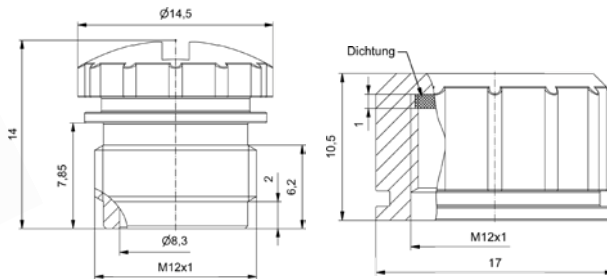
M8x1 Protection cap
Plastic black



Material Protection cap	Material loop	Material O-ring	Temperature range	Degree of protection	Recommended torque [Nm]	Part No. / Description
PAGF	KFM	-30°C up to 85°C	IP67	0,4		Male connector 42-11774
PAGF	KFM	-30°C up to 85°C	IP67	0,4		Female connector 42-11772
PAGF TPU-V	KFM	-30°C up to 85°C	IP67	0,4		Male connector with loop 42-11775
PAGF TPU-V	KFM	-30°C up to 85°C	IP67	0,4		Female connector with loop 42-11773

M12x1

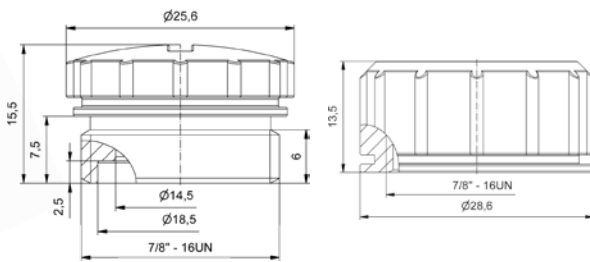
M12x1 Protection cap
Plastic black



PAGF	KFM	-30°C up to 85°C	IP67	0,6		Male connector 43-16213
PAGF	KFM	-30°C up to 85°C	IP67	0,6		Female connector 43-16211
PAGF TPU-V	KFM	-30°C up to 85°C	IP67	0,6		Male connector with loop 43-16214
PAGF TPU-V	KFM	-30°C up to 85°C	IP67	0,6		Female connector with loop 43-16212

7/8"

7/8" Protection cap
Plastic black



PAGF	KFM	-30°C up to 85°C	IP67	0,8		Male connector 41-01478
PAGF	KFM	-30°C up to 85°C	IP67	0,8		Female connector 41-01476
PAGF TPU-V	KFM	-30°C up to 85°C	IP67	0,8		Male connector with loop 41-01479
PAGF TPU-V	KFM	-30°C up to 85°C	IP67	0,8		Female connector with loop 41-01477

SAL M8x1 / M12x1 PANEL PLUG MALE/FEMALE

Nomenclature

S A L - 8 - E S T V M 3 - P

SAL
Sensor Actor Line

Installation size
8 = M8x1
12 = M12x1

Coding
= A-coding
S = A-coding shielded
B = B-coding

Building
E = Panel Plug/Female Panel

Configuration
K = Female connector
S = Male connector

Contact carrier
= Standard
T = Transparent

Building
P = Plastic M8x1
M = Semimetal M8x1
VM = Fullmetal M8x1
O = with O-ring M12x1

Number of poles
3 = 3-pos.
4 = 4-pos.
5.1 = 5-pos.
8 = 8-pos.

Type of connection
L = Solder version
P = Dip solder
P3,3 = Length of dip solder 3,3 mm

SAL M8x1 / M12x1 PANEL PLUG MALE/FEMALE

Productspecification

Basic material	
Contact	CuZn
Contact plating	Nickel-plated, gold-plated
Contact carrier	PA GF, UL 94 / PA 12 transparent UL
Sealing	NBR
Socket housing	CuZn, nickel-plated
Shielding	CuZn, nickel-plated

Technical Data	
Information on the following pages are basing on below mentioned IEC-standards.	
Rated voltage	IEC 61076-2-101 / IEC 61076-2-104
Current rating	IEC 61076-2-101 / IEC 61076-2-104
Insulation resistance	IEC 60512
Pollution degree	IEC 60664-1
Degree of protection	IEC 60529
Mating cycles	IEC 60512-9a

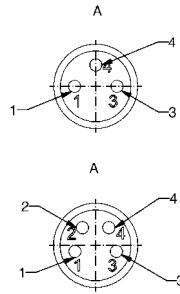
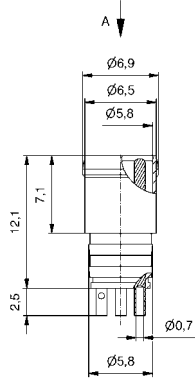
Technical subject to change without notice.

PANEL PLUG MALE

Solder version

M8x1

M8x1 Panel plug male plastic, graphite grey snap-in



Number of poles

Coding

Rated voltage [V]

Current rating [A]

Material wire

Wire Ø [AWG]

Installation height

Part No. / Description

3

60

3

42-01004
SAL-8-ESP3-L

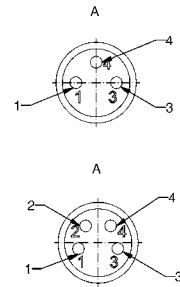
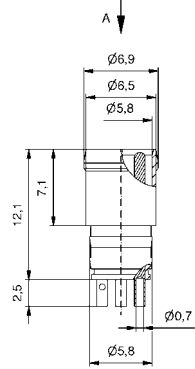
4

30

3

42-01006
SAL-8-ESP4-L

M8x1 Panel plug male plastic transparent snap-in



3

60

3

42-01005
SAL-8-ESTP3-L

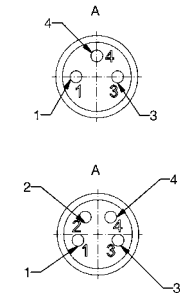
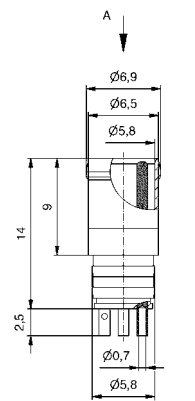
4

30

3

42-01007
SAL-8-ESTP4-L

M8x1 Panel plug male semimetal snap-in



3

60

3

42-01002
SAL-8-ESTM3-L

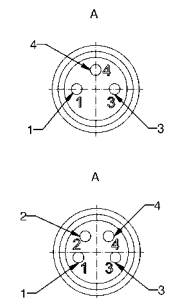
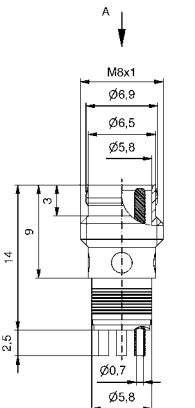
4

30

3

42-01003
SAL-8-ESTM4-L

M8x1 Panel plug male fullmetal screw/snap-in



3

60

3

42-01008
SAL-8-ESTVM3-L

4

30

3

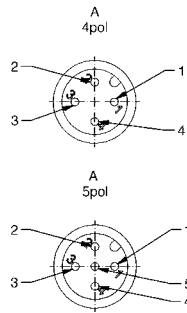
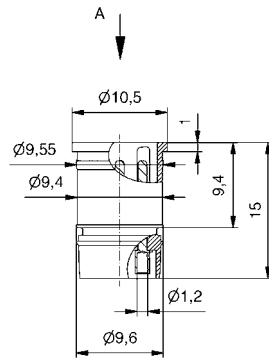
42-01009
SAL-8-ESTVM4-L

PANEL PLUG MALE

Soldering version

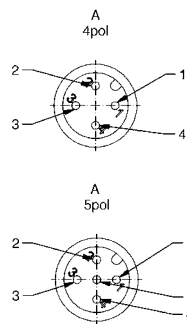
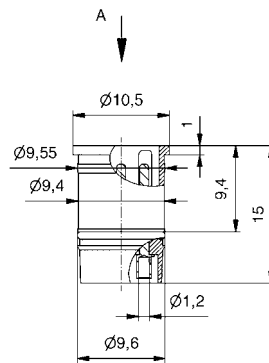
M12x1

M12x1 Panel plug male plastic black



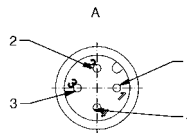
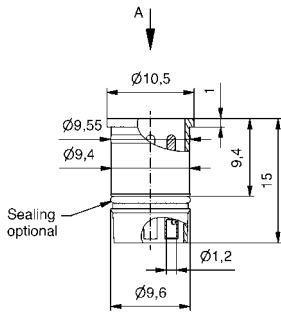
Number of poles	Coding	Rated voltage [V]	Current rating [A]	Material wire	Wire Ø [AWG]	Installation height	Part No. / Description
4		250	4				43-01336 SAL-12-ES4-L
5		60	4				43-01337 SAL-12-ES5.1-L
8		30	2				43-01637 SAL-12-ES8-L

M12x1 Panel plug male plastic black with O-ring



4		250	4				43-01338 SAL-12-ESO4-L
5		60	4				43-01339 SAL-12-ESO5.1-L
8		30	2				43-01638 SAL-12-ESO8-L

M12x1 Panel plug male plastic transparent with gap for LED



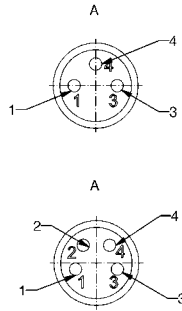
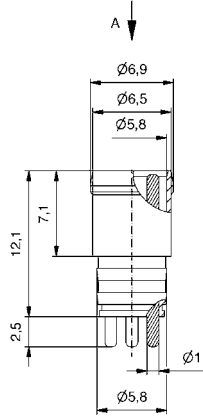
4		250	4				43-01340 SAL-12-ESTO4-L with O-ring
4		250	4				43-01682 SAL-12-EST4-L

PANEL PLUG MALE

Dip solder

M8x1

M8x1 Panel plug male plastic graphit grey snap-in



Number of poles

Coding

Rated voltage [V]

Current rating [A]

Material wire

Wire Ø [AWG]

Installation height

Part No. / Description

3

60

3

42-01012
SAL-8-ESP3-P

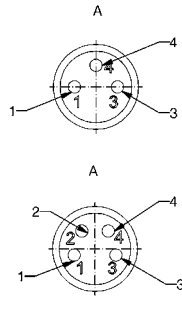
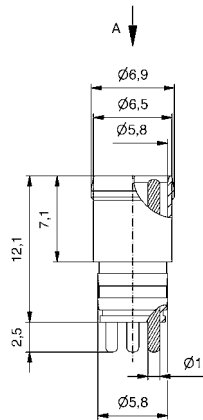
4

30

3

42-01014
SAL-8-ESP4-P

M8x1 Panel plug male plastic transparent snap-in



3

60

3

42-01013
SAL-8-ESTP3-P

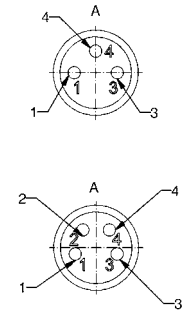
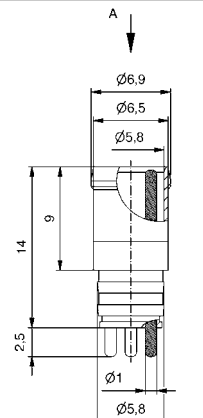
4

30

3

42-01015
SAL-8-ESTP4-P

M8x1 Panel plug male semimetal snap-in



3

60

3

42-01010
SAL-8-ESTM3-P

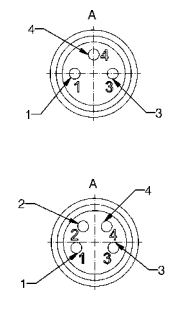
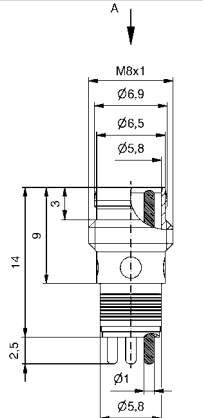
4

30

3

42-01011
SAL-8-ESTM4-P

M8x1 Panel plug male fullmetal screw/snap-in



3

60

3

42-01016
SAL-8-ESTVM3-P

4

30

3

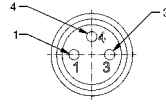
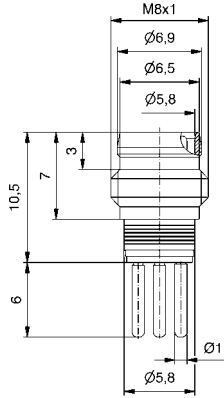
42-01017
SAL-8-ESTVM4-P

PANEL PLUG MALE/FEMALE

Dip solder

M8x1

M8x1 Panel plug male
fullmetal
screw/snap-in
short version



Number of poles

Coding

Rated voltage [V]

Current rating [A]

Material wire

Wire Ø [AWG]

Installation height

Part No. / Description

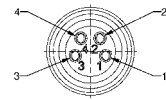
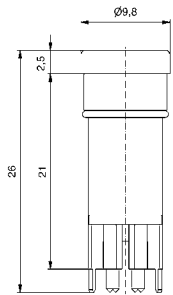
3

60

3

42-01099
SAL-8-ESTVM3-P6

M8x1 Panel plug female
shielded



4

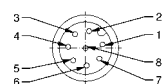
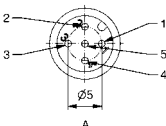
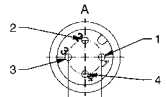
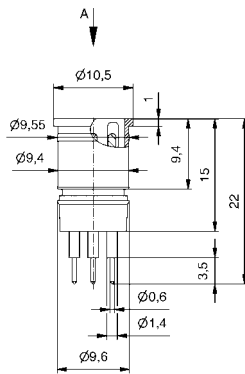
30

3

42-01038
SAL-8S-EKVM4-P

M12x1

M12x1 Panel plug male
plastic black



4

250

4

43-01683
SAL-12-ES4-P

5

60

4

43-01688
SAL-12-ES5.1-P

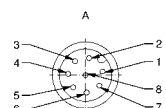
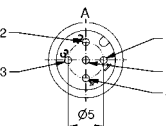
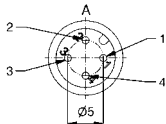
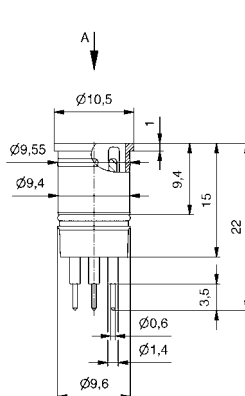
8

30

2

43-01635
SAL-12-ES8-P

M12x1 Panel plug male
plastic black
with O-ring



4

250

4

43-01699
SAL-12-ESO4-P

5

60

4

43-01700
SAL-12-ESO5.1-P

8

30

2

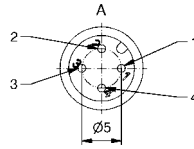
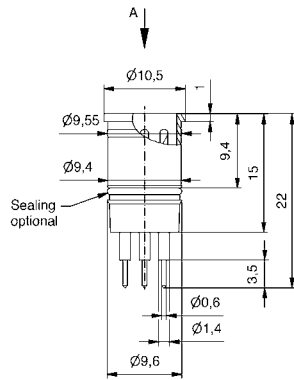
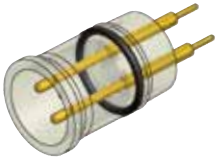
43-01701
SAL-12-ESO8-P

PANEL PLUG MALE


Dip solder

M12x1

M12x1 Panel plug male
plastic transparent
with gap for LED



	Number of poles	Coding	Rated voltage [V]	Current rating [A]	Material wire	Wire \varnothing [AWG]	Installation height	Part No. / Description
	4		250	4				43-01636 SAL-12-EST4-P
	4		250	4				43-01681 SAL-12-EST04-P



SAL M12x1 SOCKETS SMT

Nomenclature

S A L - 1 2 - F K 4 - X 9 / 1 4 / SMT

SAL
Sensor Actor Line

Installation size
12 = M12x1

Coding
S = A-coding = A-coding shielded
= B-coding
= D-coding

Configuration
F = Socket
I = Insulation Body

Configuration
K = Female Connector
S = Male Connector

Assembly
= Front panel mounting

Building
= Axial

Number of poles
4 = 4-pos. 8 = 8-pos.
5 = 5-pos.

Type of connection
X9 = Installation Height [mm]
X13 = Installation Height [mm]

Screw connection
14 = M14x1

Termination
SMT = Reflow soldering

SAL M12x1 SOCKETS SMT

Productspecification

Basic material	
Contact	CuZn/CuSn
Contact plating	Ni, Au gal.
Contact carrier	LCP GF
Soldering sheet	CuZn, Ni Sn
Socket housing	CuZn, Ni
Sealing	FPM
Shielding	CuSn/Ni sel. Sn

Technical Data

Information on the following pages are basing on below mentioned IWEK-standards.

Rated voltage	IEC 61076-2-101
Current rating	IEC 61076-2-101
Insulation resistance	IEC 60512
Pollution degree	IEC 60664-1
Mating cycles	IEC 60512-9a

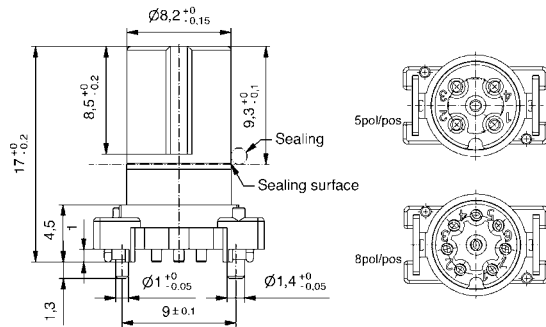
Recommended torque for housing: 0,8-1 Nm
Technical subject to change without notice.

SOCKETS SMT

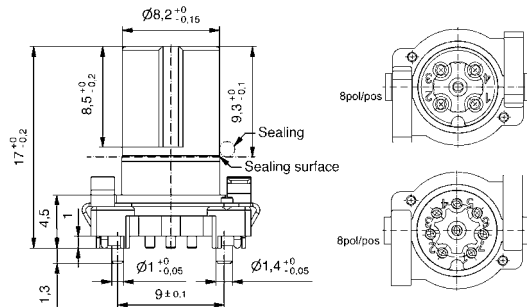
Insulation Body

M12x1 Female socket

M12x1 Insulation Body Female



M12x1 Insulation Body Female with shielding



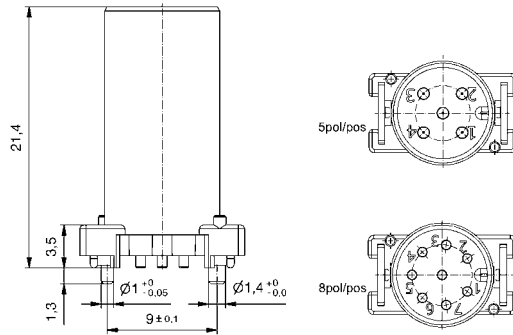
	Number of poles	Coding	Rated voltage [V]	Current rating [A]	Material wire	Wire \varnothing [AWG]	Installation height	Part No. / Description
M12x1 Female socket								
M12x1 Insulation Body Female	4	A	250	4				Tape & Reel: 43-01848TR Bulk material: 43-01848 SAL-12-1K4-X9/SMT
	5	A	60	4				Tape & Reel: 43-01849TR Bulk material: 43-01849 SAL-12-1K5-X9/SMT
	8	A	30	2				Tape & Reel: 43-01965TR Bulk material: 43-01965 SAL-12-1K8-X9/SMT
M12x1 Insulation Body Female with shielding								
	4	A	250	4				Tape & Reel: 43-01850TR Bulk material: 43-01850 SAL-12S-1K4-X9/SMT
	5	A	60	4				Tape & Reel: 43-01851TR Bulk material: 43-01851 SAL-12S-1K5-X9/SMT
	8	A	30	2				Tape & Reel: 43-02115TR Bulk material: 43-02115 SAL-12S-1K8-X9/SMT
	4	B	250	4				Tape & Reel: 43-02032TR Bulk material: 43-02032 SAL-12B-1K4-X9/SMT
	5	B	60	4				Tape & Reel: 43-02033TR Bulk material: 43-02033 SAL-12B-1K5-X9/SMT
	4	D	250	4				Tape & Reel: 43-02034TR Bulk material: 43-02034 SAL-12D-1K4-X9/SMT

SOCKETS SMT

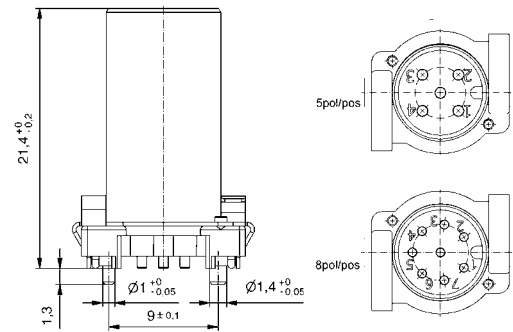
Insulation Body

M12x1 Male socket

M12x1 Insulation Body Male



M12x1 Insulation Body Male with shielding



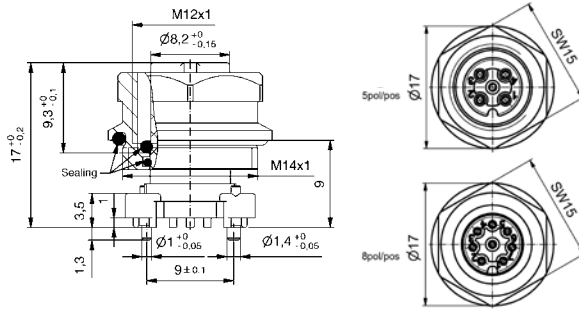
Number of poles	Coding	Rated voltage [V]	Current rating [A]	Material wire	Wire Ø [AWG]	Installation height	Part No. / Description
4	A	250	1				Tape & Reel: 43-02026TR Bulk material: 43-02026 SAL-12-IS4-X9/SMT
5	A	60	4				Tape & Reel: 43-02027TR Bulk material: 43-02027 SAL-12-IS5-X9/SMT
8	A	30	2				Tape & Reel: 43-02028TR Bulk material: 43-02028 SAL-12-IS8-X9/SMT
4	A	250	4				Tape & Reel: 43-02118TR Bulk material: 43-02118 SAL-12S-IS4-X9/SMT
5	A	60	4				Tape & Reel: 43-02119TR Bulk material: 43-02119 SAL-12S-IS5-X9/SMT
8	A	30	2				Tape & Reel: 43-02120TR Bulk material: 43-02120 SAL-12S-IS8-X9/SMT
4	B	250	4				Tape & Reel: 43-02030TR Bulk material: 43-02030 SAL-12B-IS4-X9/SMT
5	B	60	4				Tape & Reel: 43-02031TR Bulk material: 43-02031 SAL-12B-IS5-X9/SMT

SOCKETS SMT

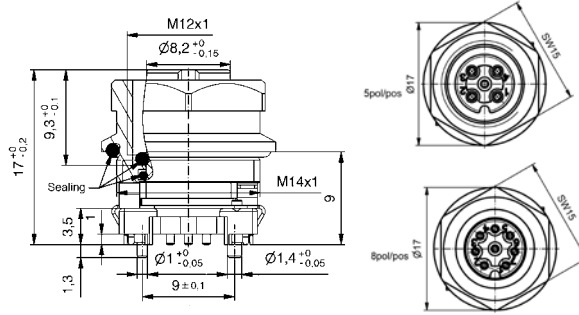
Front panel mounting Installation height 9 mm

M12x1 Female socket

M12x1 Female socket



M12x1 Female socket with shielding



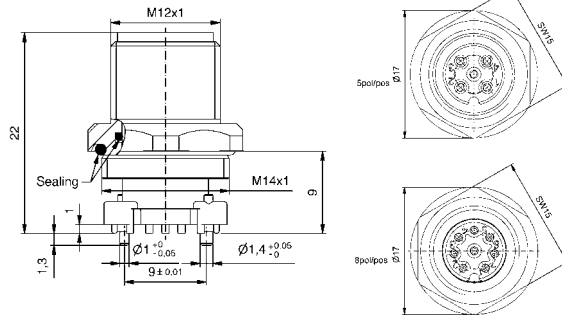
	Number of poles	Coding	Rated voltage [V]	Current rating [A]	Material wire	Wire Ø [AWG]	Installation height [mm]	Part No. / Description
M12x1 Female socket	4	A	250	4			9	Tape & Reel: 43-01852TR Bulk material: 43-01852 SAL-12-FK4-X9/14/SMT
M12x1 Female socket	5	A	60	4			9	Tape & Reel: 43-01853TR Bulk material: 43-01853 SAL-12-FK5-X9/14/SMT
M12x1 Female socket	8	A	30	2			9	Tape & Reel: 43-02116TR Bulk material: 43-02116 SAL-12-FK8-X9/14/SMT
M12x1 Female socket with shielding	4	A	250	4			9	Tape & Reel: 43-01854TR Bulk material: 43-01854 SAL-12S-FK4-X9/14/SMT
M12x1 Female socket with shielding	5	A	60	4			9	Tape & Reel: 43-01855TR Bulk material: 43-01855 SAL-12S-FK5-X9/14/SMT
M12x1 Female socket with shielding	8	A	30	2			9	Tape & Reel: 43-02117TR Bulk material: 43-02117 SAL-12S-FK8-X9/14/SMT

SOCKETS SMT

Front panel mounting Installation height 9 mm

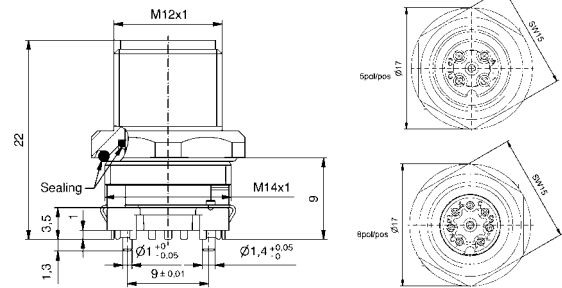
M12x1 Male socket

M12x1 Male socket



Number of poles	Coding	Rated voltage [V]	Current rating [A]	Material wire	Wire Ø [AWG]	Installation height [mm]	Part No. / Description
4	A	250	4			9	Tape & Reel: 43-02109TR Bulk material: 43-02109 SAL-12-F54-X9/14/SMT
5	A	60	4			9	Tape & Reel: 43-02110TR Bulk material: 43-02110 SAL-12-F55-X9/14/SMT
8	A	30	2			9	Tape & Reel: 43-02111TR Bulk material: 43-02111 SAL-12-F58-X9/14/SMT
4	A	250	4			9	Tape & Reel: 43-02112TR Bulk material: 43-02112 SAL-12S-F54-X9/14/SMT
5	A	60	4			9	Tape & Reel: 43-02113TR Bulk material: 43-02113 SAL-12S-F55-X9/14/SMT
8	A	30	2			9	Tape & Reel: 43-02114TR Bulk material: 43-02114 SAL-12S-F58-X9/14/SMT

M12x1 Male socket with shielding

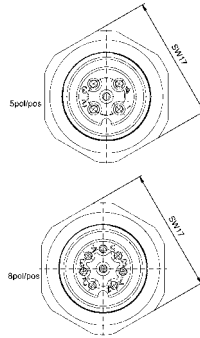
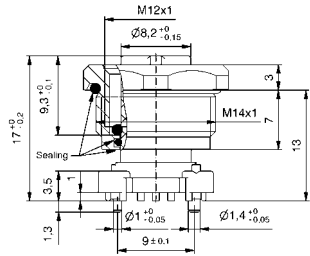


SOCKETS SMT

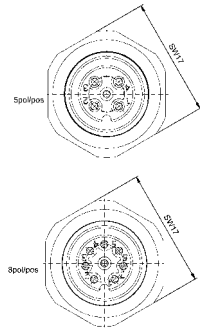
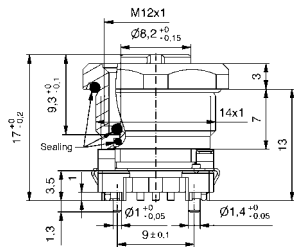
Front panel mounting Installation height 13 mm

M12x1 Female socket

M12x1 Female socket



M12x1 Female socket with shielding



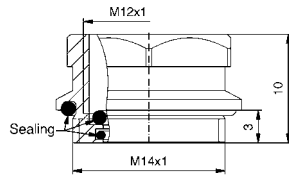
Number of poles	Coding	Rated voltage [V]	Current rating [A]	Material wire	Wire Ø [AWG]	Installation height [mm]	Part No. / Description
4	A	250	4			13	Tape & Reel: 43-02103TR Bulk material: 43-02103 SAL-12-FK4-X13/14/SMT
5	A	60	4			13	Tape & Reel: 43-02104TR Bulk material: 43-02104 SAL-12-FK5-X13/14/SMT
8	A	30	2			13	Tape & Reel: 43-02105TR Bulk material: 43-02105 SAL-12-FK8-X13/14/SMT
4	A	250	4			13	Tape & Reel: 43-02106TR Bulk material: 43-02106 SAL-12S-FK4-X13/14/SMT
5	A	60	4			13	Tape & Reel: 43-02107TR Bulk material: 43-02107 SAL-12S-FK5-X13/14/SMT
8	A	30	2			13	Tape & Reel: 43-02108TR Bulk material: 43-02108 SAL-12S-FK8-X13/14/SMT

SOCKETS SMT

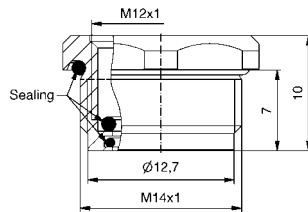
Mounting Hardware

M12x1

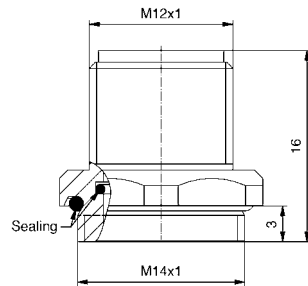
Housing Female
Female socket M14x1
Installation height 9 mm



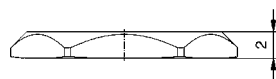
Housing Female
Female socket M14x1
Installation height 13 mm



Housing Male
Male socket M14x1
Installation height 9 mm



Hexagon nut
M14x1



Number of poles

Coding

Rated voltage [V]

Current rating [A]

Material wire

Wire Ø [AWG]

Installation height [mm]

Part No. / Description

9 43-02129

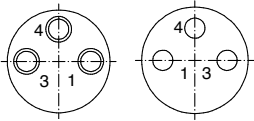
13 43-02130

9 43-02131

43-02132

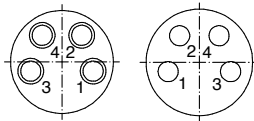
PIN ASSIGNMENT

M8x1



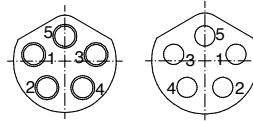
Female socket 3-pos. Male socket 3-pos.

- Pin 1 ■
- Pin 3 ■
- Pin 4 ■



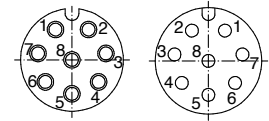
Female socket 4-pos. Male socket 4-pos.

- Pin 1 ■
- Pin 2 □
- Pin 3 ■
- Pin 4 ■



Female socket 5-pos. Male socket 5-pos.

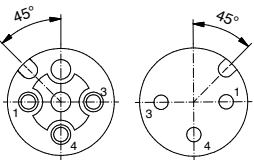
- Pin 1 ■
- Pin 2 □
- Pin 3 ■
- Pin 4 ■
- Pin 5 ■



Female socket 8-pos. Male socket 8-pos.

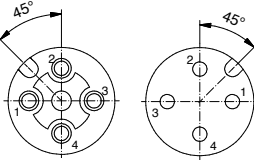
- Pin 1 □
- Pin 2 ■
- Pin 3 ■
- Pin 4 ■
- Pin 5 ■
- Pin 6 ■
- Pin 7 ■
- Pin 8 ■

M12x1



Female socket 3-pos. A-Coding Male socket 3-pos. A-Coding

- Pin 1 ■
- Pin 3 ■
- Pin 4 ■



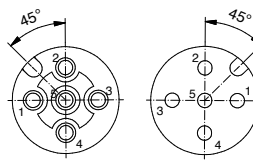
Female socket 4-pos. A-Coding Male socket 4-pos. A-Coding

4-pos.

- Pin 1 ■
- Pin 2 □
- Pin 3 ■
- Pin 4 ■

4.41-pos.

- Pin 1 ■
- Pin 2 □
- Pin 3 ■
- Pin 4 ■



Female socket 5-pos. A-Coding Male socket 5-pos. A-Coding

5-pos.

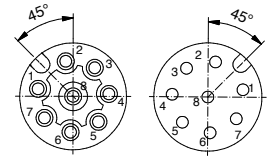
- Pin 1 ■
- Pin 2 □
- Pin 3 ■
- Pin 4 ■
- Pin 5 ■

5.1-pos.

- Pin 1 ■
- Pin 2 □
- Pin 3 ■
- Pin 4 ■
- Pin 4 ■

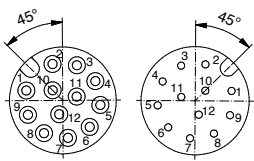
5.3 (DeviceNet)

- Pin 1 ■
- Pin 2 ■
- Pin 3 ■
- Pin 4 □
- Pin 5 ■



Female socket 8-pos. A-Coding Male socket 8-pos. A-Coding

- Pin 1 □
- Pin 2 ■
- Pin 3 ■
- Pin 4 ■
- Pin 5 ■
- Pin 6 ■
- Pin 7 ■
- Pin 8 ■

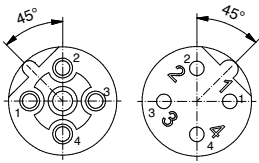


Female socket 12-pos. A-Coding Male socket 12-pos. A-Coding

- Pin 1 ■
- Pin 2 ■
- Pin 3 □
- Pin 4 ■
- Pin 5 ■
- Pin 6 ■
- Pin 7 ■
- Pin 8 ■
- Pin 9 ■
- Pin 10 ■
- Pin 11 ■
- Pin 12 ■

PIN ASSIGNMENT

M12x1



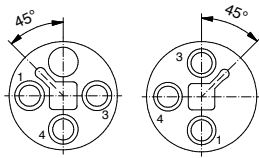
Female socket 4-pos.
B-Coding Male socket 4-pos.
B-Coding

4.1-pos.

- Pin 1 ■
- Pin 2 ■
- Pin 3 ■
- Pin 4 ■

4.3-pos.

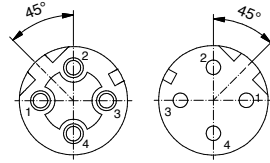
- Pin 1 ■
- Pin 3 ■



Female socket 3-pos.
T-Coding Male socket 3-pos.
T-Coding

3-pos.

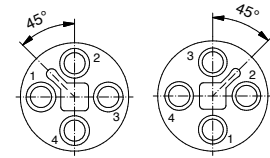
- Pin 1 ■
- Pin 3 ■
- Pin 4 ■



Female socket 4-pos.
D-Coding Male socket 4-pos.
D-Coding

4.2-pos.

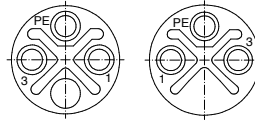
- Pin 1 ■
- Pin 2 ■
- Pin 3 ■
- Pin 4 ■



Female socket 4-pos.
T-Coding Male socket 4-pos.
T-Coding

4-pos.

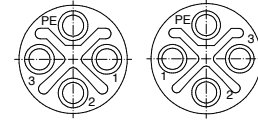
- Pin 1 ■
- Pin 2 ■
- Pin 3 ■
- Pin 4 ■



Female socket 2+PE-pos.
S-Coding Male socket 2+PE-pos.
S-Coding

2+PE

- Pin 1 ■
- Pin 3 ■
- PE ■



Female socket 3+PE-pos.
S-Coding Male socket 3+PE 4-pos.
S-Coding

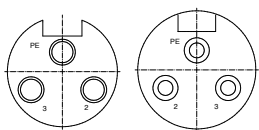
3+PE

- Pin 1 ■
- Pin 2 ■
- Pin 3 ■
- PE ■



Female socket
X-Coding

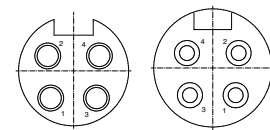
7/8"



Female socket 2+PE-pos.
Male socket 2+PE-pos.

2+PE

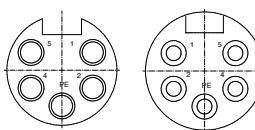
- PE ■
- Pin 2 ■
- Pin 3 ■



Female socket 4-pos.
Male socket 4-pos.

4-pos.

- Pin 1 ■
- Pin 2 ■
- Pin 3 ■
- Pin 4 ■



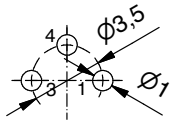
Female socket 4+PE-pos.
Male socket 4+PE-pos.

4+PE

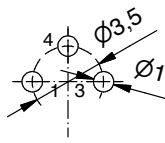
- Pin 1 ■
- Pin 2 ■
- PE ■
- Pin 4 ■
- Pin 5 ■

PCB-LAYOUT

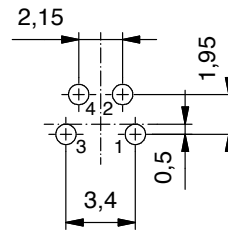
M8x1



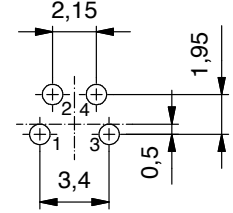
Female socket
3-pos.



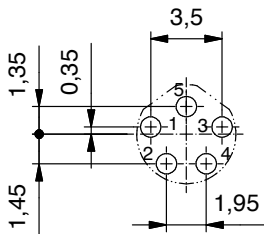
Male socket
3-pos.



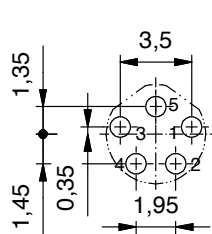
Female socket
4-pos.



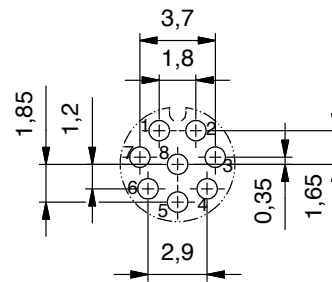
Male socket
4-pos.



Female socket
5-pos.

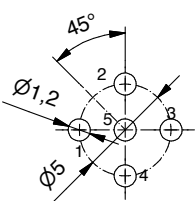


Male socket
5-pos.

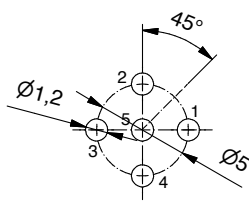


Female socket
8-pos.

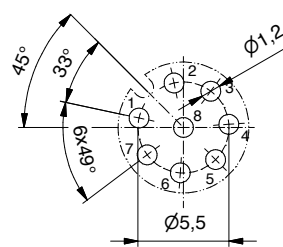
M12x1



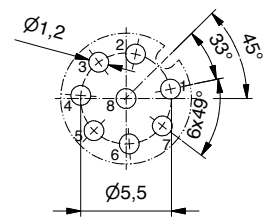
Female socket
4-, 5-pos.
A/B/D-Coding



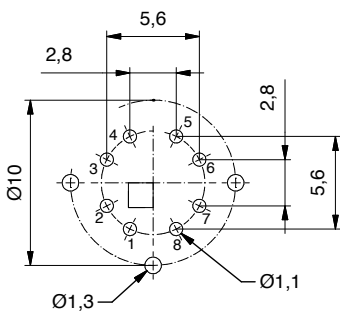
Male socket
4-, 5-pos.
A/B/D-Coding



Female socket
8-pos.
A-Coding



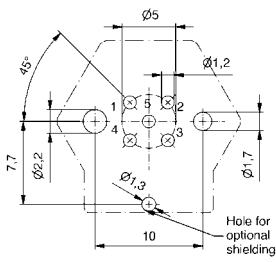
Male socket
8-pos.
A-Coding



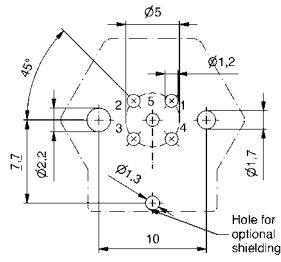
Female socket
8-pos.
X-Coding

PCB-LAYOUT

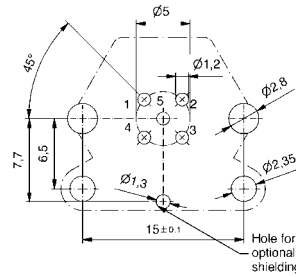
M12x1



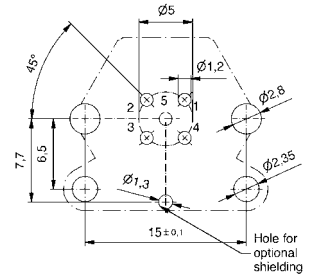
Female socket
4-, 5-pos.
A/B/D-Coding
Dimension X5,5



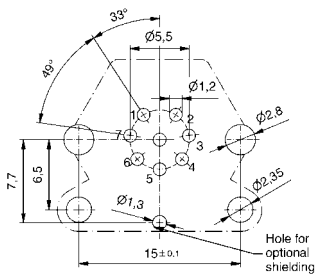
Male socket
4-, 5-pos.
A/B/D-Coding
Dimension X5,5



Female socket
4-, 5-pos.
A/B/D-Coding
Dimension X10

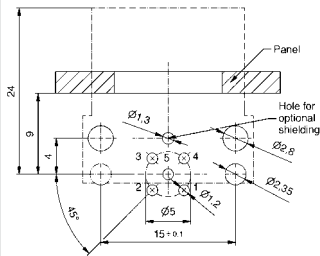


Male socket
4-, 5-pos.
A/B/D-Coding
Dimension X10

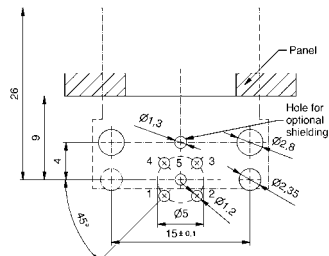


Female socket
8-pos.
A-Coding
Dimension X10

M12x1



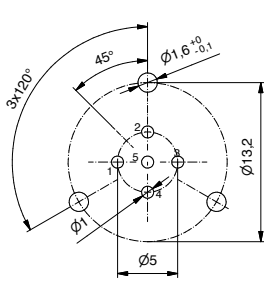
Female socket angled
4-, 5-pos.
A/B/D-Coding



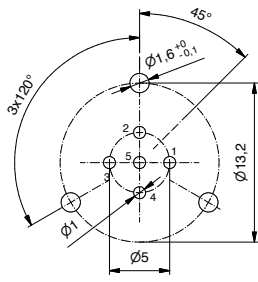
Male socket angled
4-, 5-pos.
A/B/D-Coding

PCB-LAYOUT

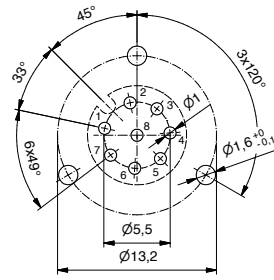
M12x1 P6,75



Female socket
4-, 5-pos.
A/B/D-Coding

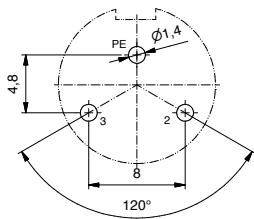


Male socket
4-, 5-pos.
A/B/D-Coding

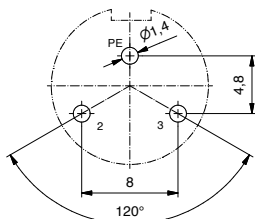


Female socket
8-pos.
A-Coding

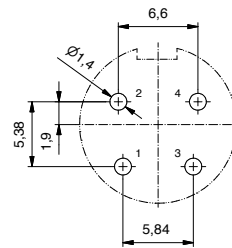
7/8"



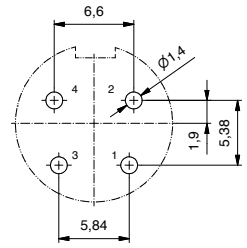
Female socket
2+PE



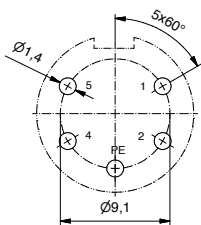
Male socket
2+PE



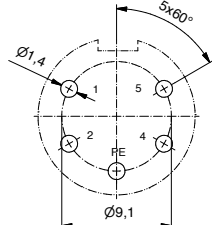
Female socket
4-pos.



Male socket
4-pos.

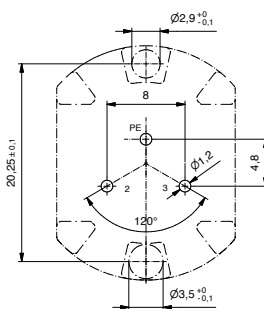


Female socket
4+PE

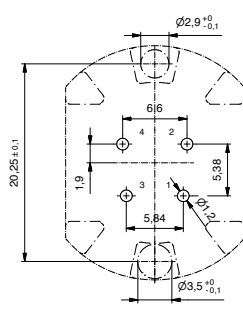


Male socket
4+PE

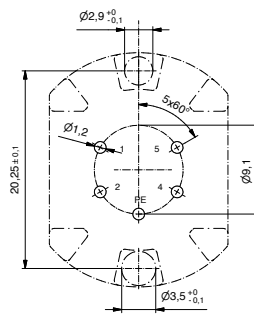
7/8"



Male socket
2+PE
Dimension X10



Male socket
4-pos.
Dimension X10

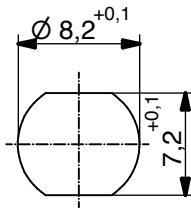


Male socket
4+PE
Dimension X10

PANEL CUT OUT

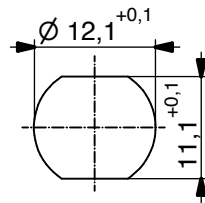
M8x1

Mounting thread M8x0,5



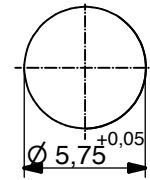
Min. wall thickness 1,5 mm,
alternative panel cut out d=8,2

Mounting thread M12x1



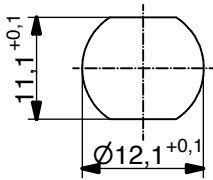
Min. wall thickness 1,5 mm,
alternative panel cut out d=12,1

Panel plug male



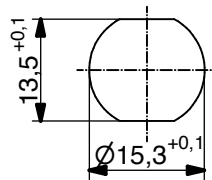
M12x1

Mounting thread M12x1



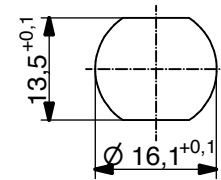
Min. wall thickness 1,5 mm,
alternative panel cut out d=12,1

Mounting thread PG9



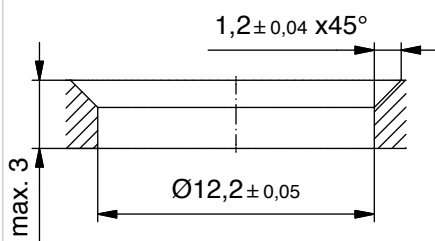
Min. wall thickness 1,5 mm,
alternative panel cut out d=15,3

Mounting thread M16x1,5

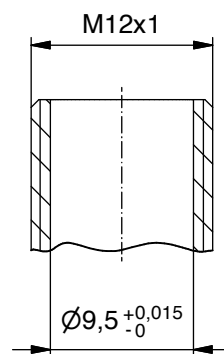


Min. wall thickness 1,5 mm,
alternative panel cut out d=16,1

X-Coding

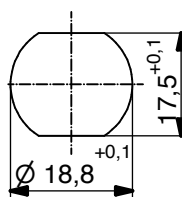


Panel plug male



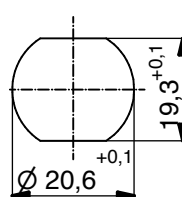
7/8"

Mounting thread PG11



Min. wall thickness 2,5 mm,
alternative panel cut out d=18,8

Mounting thread PG13,5

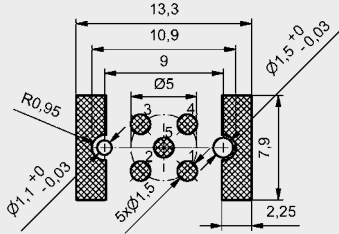


Min. wall thickness 2,5 mm,
alternative panel cut out d=20,6

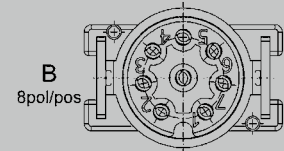
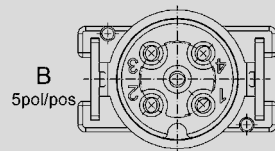
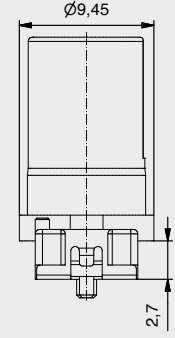
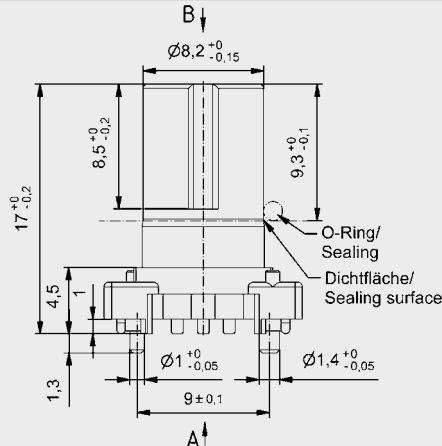
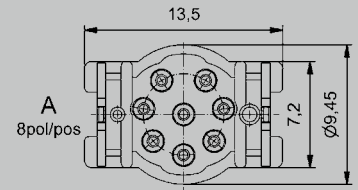
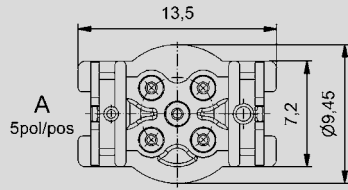
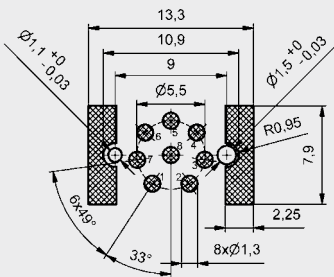
SMT DIMENSION DRAWINGS & LAYOUT PROPOSAL

Insulation body female

Layout proposal 4-, 5-pos.

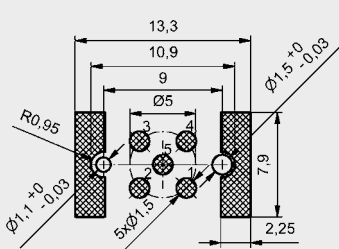


Layout proposal 8-pos.

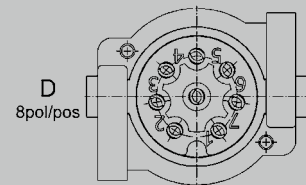
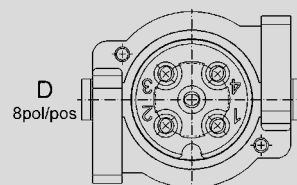
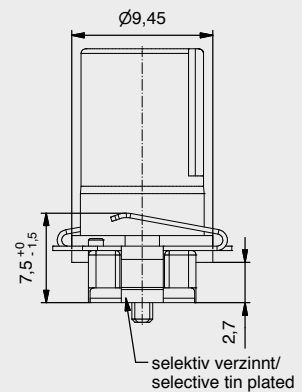
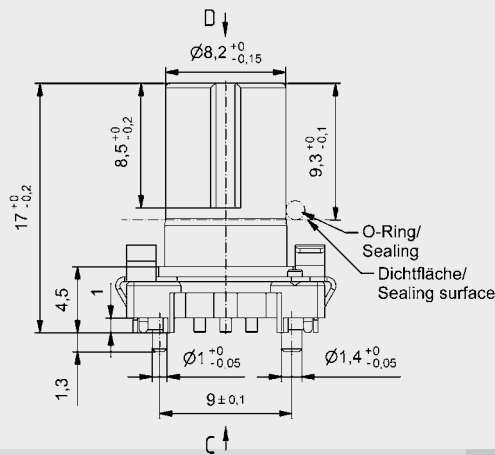
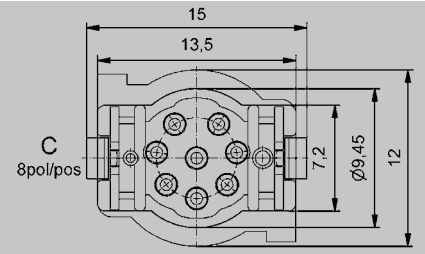
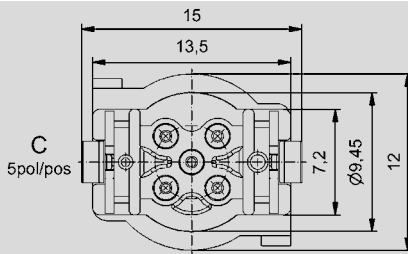
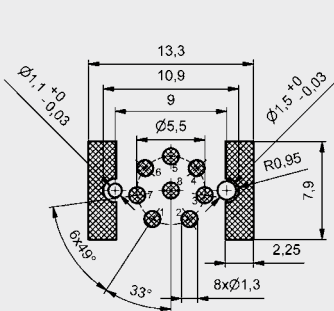


Insulation body female with shielding

Layout proposal 4-, 5-pos.



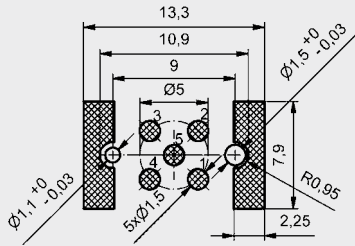
Layout proposal 8-pos.



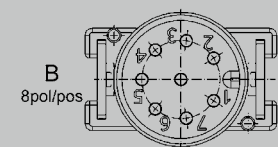
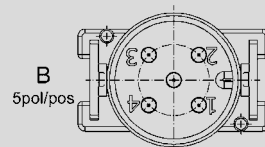
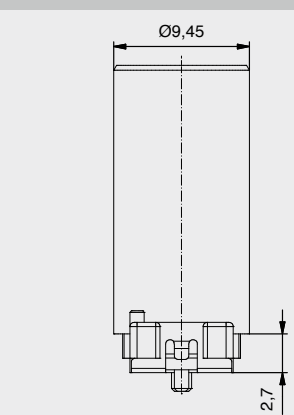
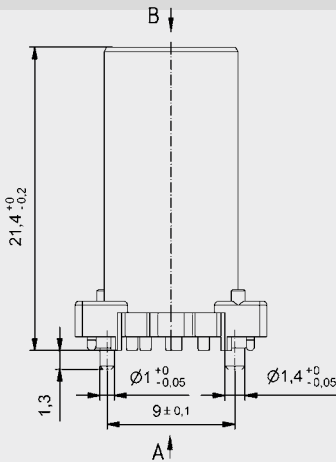
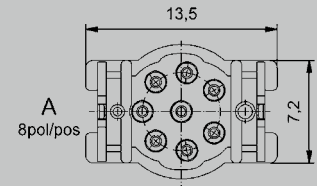
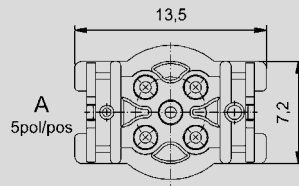
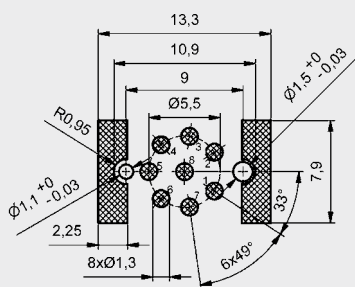
Coplanarity of all contacts, soldering sheets and shielding max 0,1 mm

Insulation body male

Layout proposal 4-, 5-pos.

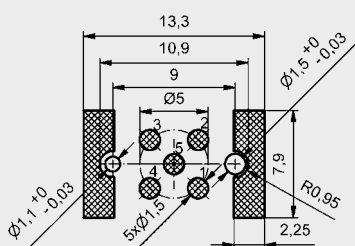


Layout proposal 8-pos.

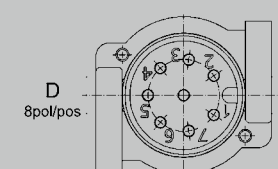
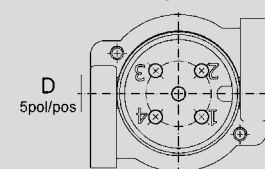
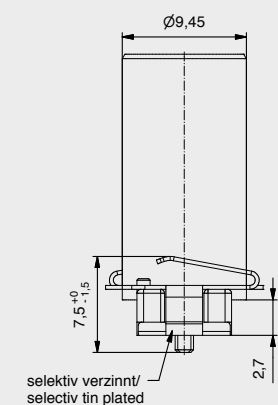
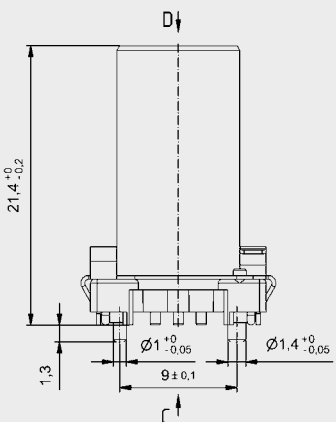
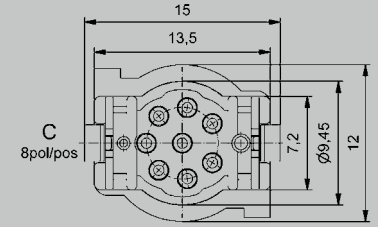
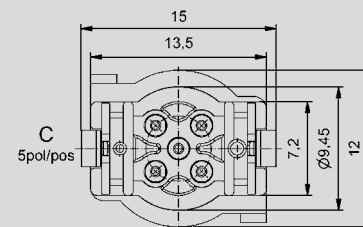
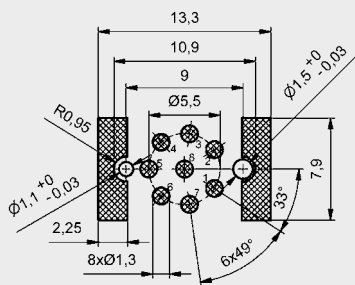


Insulation body male with shielding

Layout proposal 4-, 5-pos.



Layout proposal 8-pos.

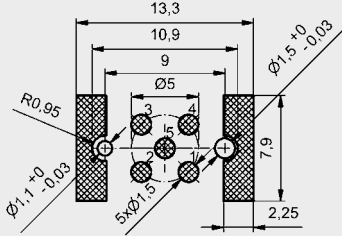


Coplanarity of all contacts, soldering sheets and shielding max 0,1 mm

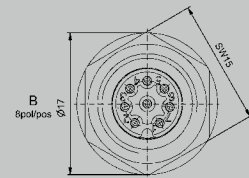
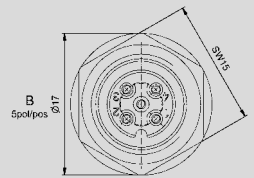
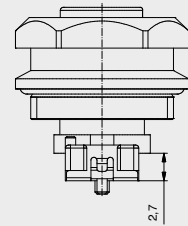
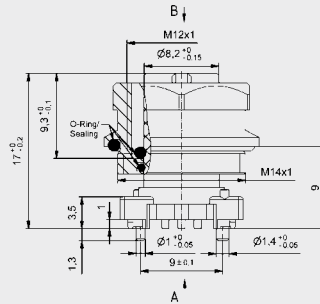
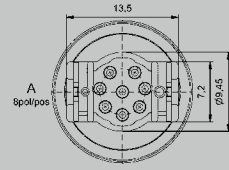
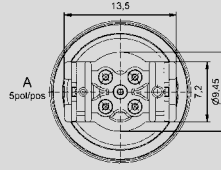
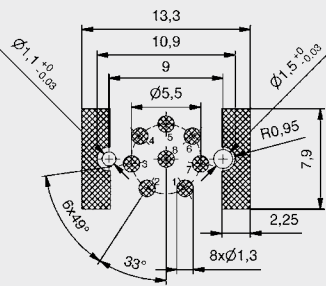
SMT DIMENSION DRAWINGS & LAYOUT PROPOSAL

Male socket, Front panel mounting, Installation height 9 mm

Layout proposal 4-, 5-pos.

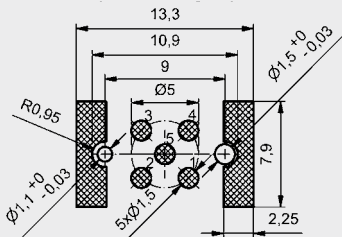


Layout proposal 8-pos.

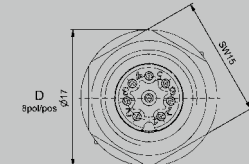
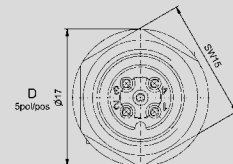
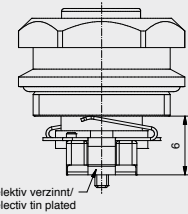
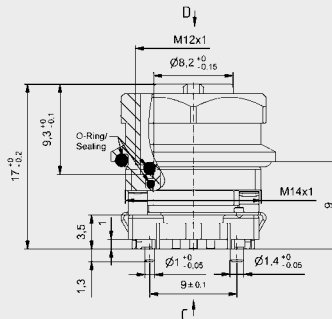
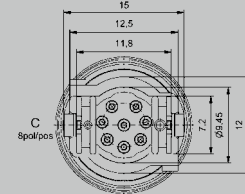
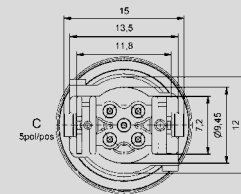
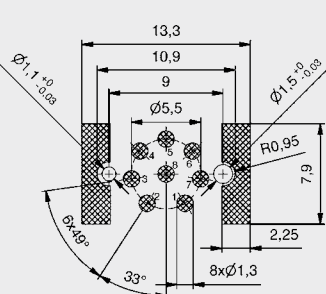


Male socket with shielding, Front panel mounting, Installation height 9 mm

Layout proposal 4-, 5-pos.



Layout proposal 8-pos.

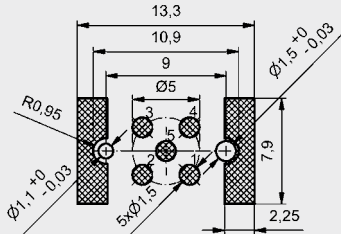


Coplanarity of all contacts, soldering sheets and shielding max 0,1 mm


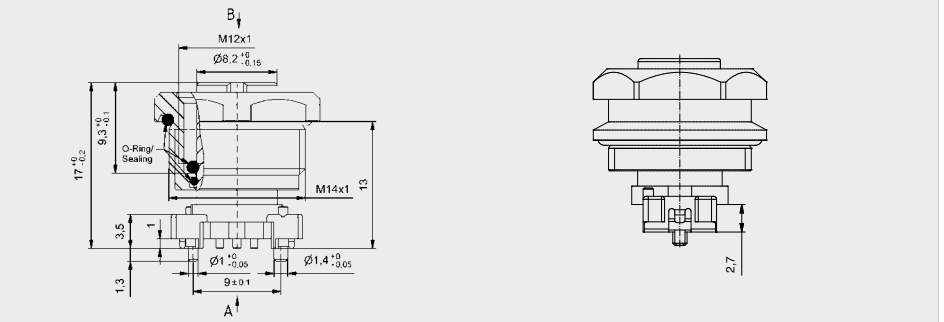

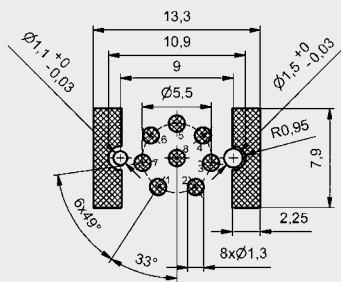
SMT DIMENSION DRAWINGS & LAYOUT PROPOSAL

Female socket, Front panel mounting, Installation height 13 mm

Layout proposal 4-, 5-pos.

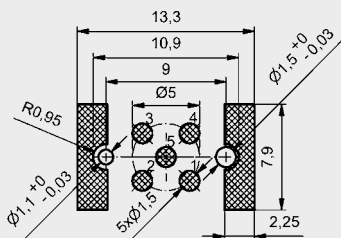


Layout proposal 8-pos.


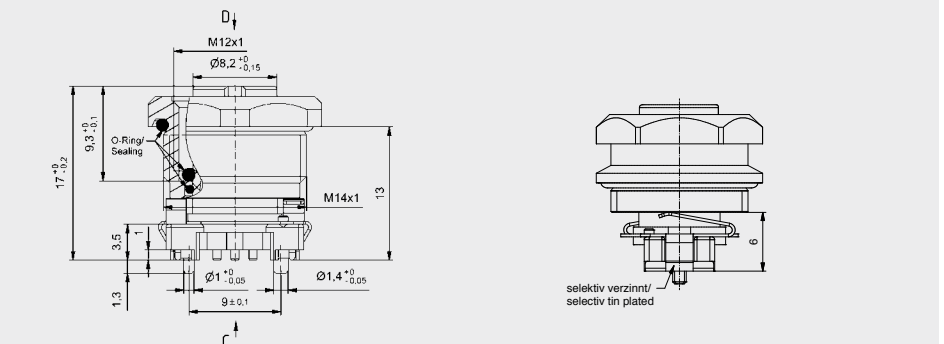
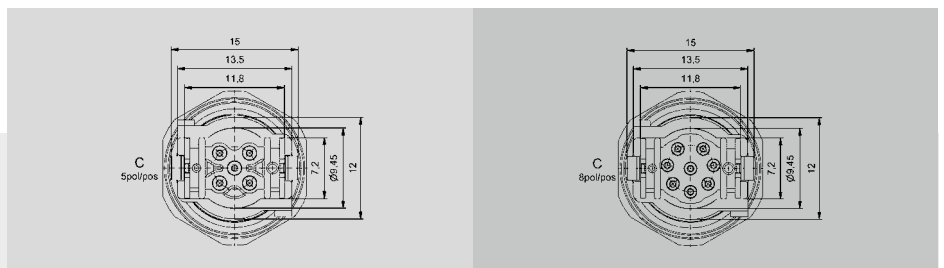
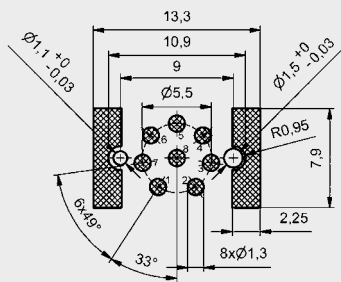


Female socket with shielding, Front panel mounting, Installation height 13 mm

Layout proposal 4-, 5-pos.



Layout proposal 8-pos.

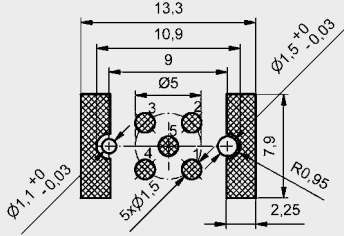


Coplanarity of all contacts, soldering sheets and shielding max 0,1 mm

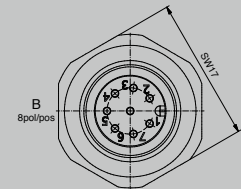
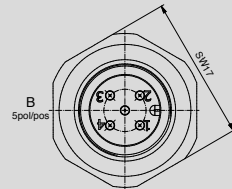
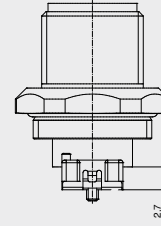
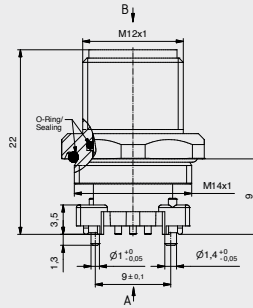
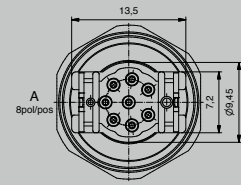
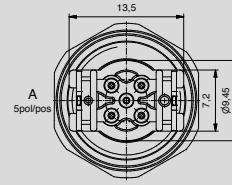
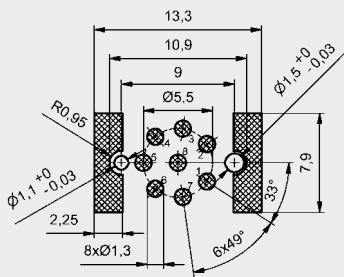
SMT DIMENSION DRAWINGS & LAYOUT PROPOSAL

Male socket, Front panel mounting, Installation height 9 mm

Layout proposal 4-, 5-pos.

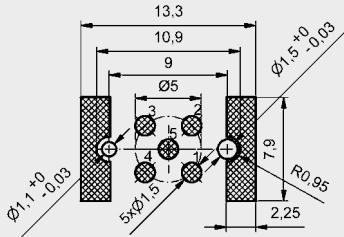


Layout proposal 8-pos.

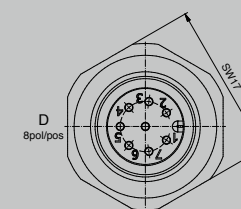
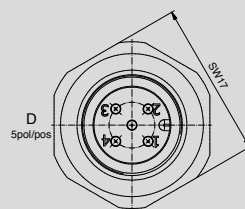
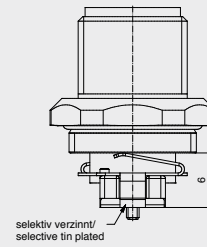
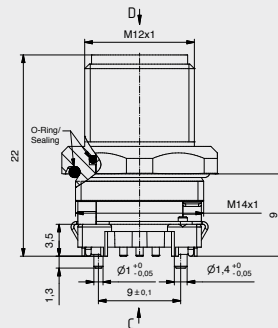
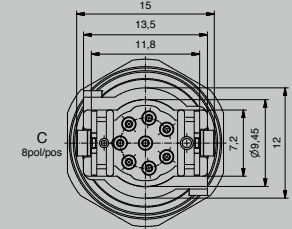
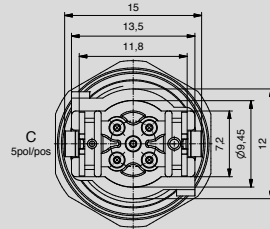
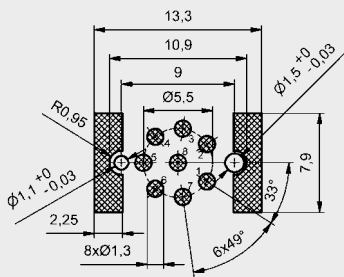


Male socket with shielding, Front panel mounting, Installation height 9 mm


Layout proposal 4-, 5-pos.



Layout proposal 8-pos.



Coplanarity of all contacts, soldering sheets and shielding max 0,1 mm



PART NUMBERS

Part Number	Page	Part Number	Page	Part Number	Page	Part Number	Page
41-01476	59	42-01001	12	43-01006	17	43-01059	40
41-01477	59	42-01002	62	43-01007	17	43-01060	40
41-01478	59	42-01003	62	43-01008	17	43-01061	40
41-01479	59	42-01004	62	43-01009	13	43-01062	40
41-40000	15	42-01005	62	43-01010	13	43-01063	40
41-40001	15	42-01006	62	43-01011	13	43-01064	40
41-40002	15	42-01007	62	43-01012	36	43-01065	41
41-40003	38	42-01008	62	43-01013	36	43-01066	41
41-40004	38	42-01009	62	43-01014	36	43-01069	41
41-40005	38	42-01010	64	43-01015	17	43-01070	41
41-40006	15	42-01011	64	43-01016	17	43-01071	41
41-40007	15	42-01012	64	43-01017	17	43-01072	41
41-40008	15	42-01013	64	43-01018	26	43-01073	13
41-40009	16	42-01014	64	43-01019	26	43-01074	13
41-40010	16	42-01015	64	43-01020	26	43-01075	13
41-40011	16	42-01016	64	43-01021	26	43-01076	29
41-40012	38	42-01017	64	43-01022	28	43-01077	29
41-40013	38	42-01018	26	43-01023	28	43-01078	29
41-40014	38	42-01019	26	43-01024	28	43-01079	37
41-40015	16	42-01032	12	43-01025	28	43-01080	37
41-40016	16	42-01033	12	43-01026	39	43-01081	37
41-40017	16	42-01034	36	43-01027	39	43-01082	14
41-40018	24	42-01035	36	43-01028	39	43-01083	14
41-40019	24	42-01038	65	43-01029	39	43-01084	14
41-40020	24	42-01069	12	43-01030	39	43-01085	29
41-40021	24	42-01070	12	43-01031	39	43-01086	29
41-40022	24	42-01099	65	43-01032	40	43-01087	29
41-40023	24	42-01102	36	43-01033	40	43-01088	37
41-40024	15	42-01107	39	43-01034	40	43-01089	37
41-40025	15	42-01108	39	43-01035	40	43-01090	37
41-40026	15	42-01114	39	43-01036	40	43-01091	18
41-40030	15	42-01143	39	43-01037	40	43-01092	18
41-40031	15	42-01144	39	43-01038	28	43-01093	18
41-40032	15	42-01145	39	43-01039	28	43-01094	18
41-40033	16	42-01146	39	43-01040	28	43-01095	18
41-40034	16	42-01147	36	43-01041	28	43-01096	18
41-40035	16	42-01148	36	43-01042	32	43-01097	13
41-40039	16	42-01149	36	43-01043	32	43-01098	37
41-40040	16	42-01150	36	43-01044	31	43-01099	14
41-40041	16	42-11772	59	43-01045	12	43-01100	37
41-40042	24	42-11773	59	43-01046	28	43-01101	18
41-40043	24	42-11774	59	43-01047	26	43-01102	18
41-40044	24	42-11775	59	43-01048	36	43-01103	26
41-40045	24	43-0202	71	43-01049	13	43-01104	26
41-40046	24	43-01000	12	43-01050	28	43-01105	26
41-40047	24	43-01001	12	43-01051	26	43-01106	27
41-40048	42	43-01002	12	43-01052	36	43-01107	27
41-40049	42	43-01003	36	43-01053	17	43-01108	27
41-40050	42	43-01004	36	43-01054	17	43-01109	33
42-01000	12	43-01005	36				


Part Number	Page	Part Number	Page	Part Number	Page	Part Number	Page
43-01110	33	43-01183	22	43-01251	53	43-01648	55
43-01111	31	43-01184	22	43-01252	53	43-01649	55
43-01112	29	43-01185	22	43-01329	22	43-01650	55
43-01113	29	43-01186	41	43-01330	13	43-01651	56
43-01114	29	43-01187	41	43-01331	13	43-01652	56
43-01115	29	43-01188	41	43-01332	22	43-01653	56
43-01118	51	43-01189	41	43-01334	42	43-01654	56
43-01119	49	43-01190	42	43-01335	42	43-01655	56
43-01120	49	43-01191	42	43-01336	63	43-01656	56
43-01121	49	43-01192	42	43-01337	63	43-01657	56
43-01122	49	43-01193	42	43-01338	63	43-01658	56
43-01123	52	43-01196	43	43-01339	63	43-01659	56
43-01124	52	43-01197	43	43-01340	63	43-01660	52
43-01125	53	43-01198	43	43-01341	17	43-01661	52
43-01126	53	43-01199	43	43-01342	17	43-01662	52
43-01127	28	43-01200	23	43-01343	37	43-01663	43
43-01128	28	43-01201	23	43-01344	37	43-01664	43
43-01129	49	43-01202	23	43-01345	14	43-01665	43
43-01130	49	43-01203	23	43-01346	14	43-01681	66
43-01131	49	43-01204	43	43-01347	18	43-01682	63
43-01132	49	43-01205	43	43-01348	18	43-01683	65
43-01133	49	43-01206	43	43-01349	38	43-01688	65
43-01134	49	43-01207	43	43-01350	38	43-01689	55
43-01135	29	43-01208	23	43-01351	19	43-01690	52
43-01136	29	43-01209	23	43-01352	19	43-01699	65
43-01137	49	43-01210	23	43-01353	19	43-01700	65
43-01138	49	43-01211	23	43-01354	19	43-01701	65
43-01157	51	43-01212	34	43-01355	19	43-01703	35
43-01162	22	43-01213	54	43-01356	19	43-01704	35
43-01163	22	43-01214	34	43-01357	19	43-01847	32
43-01164	22	43-01215	54	43-01358	19	43-01848	70
43-01165	22	43-01216	33	43-01367	35	43-01848TR	70
43-01166	23	43-01217	53	43-01368	57	43-01849	70
43-01167	23	43-01218	33	43-01378	20	43-01849TR	70
43-01168	23	43-01219	54	43-01381	20	43-01850	70
43-01169	23	43-01220	31	43-01492	20	43-01850TR	70
43-01170	41	43-01221	51	43-01493	20	43-01851	70
43-01171	41	43-01222	31	43-01494	20	43-01851TR	70
43-01172	41	43-01223	51	43-01495	20	43-01852	72
43-01173	41	43-01224	34	43-01635	65	43-01852TR	72
43-01174	42	43-01225	54	43-01636	66	43-01853TR	72
43-01175	42	43-01226	34	43-01637	63	43-01854	72
43-01176	42	43-01227	55	43-01638	63	43-01854TR	72
43-01177	42	43-01228	32	43-01642	57	43-01855	72
43-01178	22	43-01229	52	43-01643	57	43-01855TR	72
43-01179	22	43-01236	51	43-01644	57	43-01867	14
43-01180	22	43-01248	51	43-01645	57	43-01894	47
43-01181	22	43-01249	53	43-01646	57	43-01895	47
43-01182	22	43-01250	53	43-01647	57	43-01896	47

PART NUMBERS

Part Number	Page
43-01897	47
43-01965	70
43-01965TR	70
43-02026	71
43-02026TR	71
43-02027	71
43-02027TR	71
43-02028	71
43-02028TR	71
43-02030	71
43-02030TR	71
43-02031	71
43-02031TR	71
43-02032	70
43-02032TR	70
43-02033	70
43-02033TR	70
43-02034	70
43-02034TR	70
43-02103	74
43-02103TR	74
43-02104	74
43-02104TR	74
43-02105	74
43-02105TR	74
43-02106	74
43-02106TR	74
43-02107	74
43-02107TR	74
43-02108	74
43-02108TR	74
43-02109	73
43-02109TR	73
43-02110	73
43-02110TR	73
43-02111	73
43-02111TR	73
43-02112TR	73
43-02113	73
43-02113TR	73
43-02114	73
43-02114TR	73
43-02115	70
43-02115TR	70
43-02116TR	72
43-02117	72
43-02117TR	72
43-02118TR	71
43-02119	71
43-02119TR	71

Part Number	Page
43-02120	71
43-02120TR	71
43-02129	75
43-02130	75
43-02131	75
43-02132	75
43-02204	43
43-02205	43
43-02207	55
43-02246	56
43-02294	21
43-02295	21
43-02296	21
43-02300	21
43-02301	21
43-02302	21
43-02303	21
43-02304	21
43-02305	21
43-02306	45
43-02307	45
43-02308	45
43-02309	45
43-02312	44
43-02313	44
43-02314	44
43-02315	44
43-02316	50
43-02317	50
43-02318	50
43-02319	50
43-02320	50
43-02321	50
43-02322	50
43-02323	50
43-02324	30
43-02325	30
43-02326	30
43-02327	30
43-02328	47
43-02329	47
43-02330	47
43-02331	47
43-02332	47
43-02333	47
43-02334	48
43-02335	48
43-02336	48
43-02337	48
43-02340	47

Part Number	Page
43-02341	47
43-02345	48
43-02346	48
43-02347	57
43-02348	58
43-02349	45
43-02350	45
43-02351	45
43-02352	45
43-02353	45
43-02354	45
43-02355	45
43-02356	45
43-02357	30
43-02358	30
43-02365	44
43-02366	44
43-02367	44
43-02368	44
43-02369	44
43-02370	44
43-02371	44
43-02372	44
43-02392	25
43-02393	25
43-02394	25
43-02395	25
43-02396	46
43-02397	46
43-02398	46
43-02399	46
43-02410	25
43-02411	25
43-02412	25
43-02413	25
43-02414	46
43-02415	46
43-02416	46
43-02417	46
43-16211	59
43-16212	59
43-16213	59
43-16214	59



I/O Connectors

D-SUB • HD-SUB • Combination D-SUB

D-SUB Hoods and Accessories

Filter D-SUB

RJ45 – Magnetic Modular Jack

IP67 D-SUB • IP67 HD-SUB • IP67 Combination D-SUB

IP67 Filter D-SUB

D-SUB Hoods and Accessories

IP67 RJ45

IP67 Mini USB/USB 2.0

IP67 Fiber Optic LC Duplex



Circular Connectors M8, M12, 7/8", M23, Rund24

Connectors overmoulded

Connectors field attachable

Sockets

Panel Plugs

Connectors High Temperature

Connectors for Food & Beverage

Connectors for BUS-Systems

Junction systems

Valve plugs

Protection caps



PCB Connectors

AdvancedTCA

MicroTCA

CompactPCI

DIN EN 60603-2 • Combination DIN EN 60603-2

PC104 & PC104Plus

DIN 41617

Flatcable Connectors

CONEC

Elektronische Bauelemente GmbH
Ostenfeldmark 16
59557 Lippstadt
Germany

Tel. +49 2941 765-0
Fax +49 2941 76565
E-Mail info@conec.de
www.conec.com



CONEC Corporation

125 Sun Pac Blvd.
Brampton Ontario
Canada L6S 5Z6
Tel. +1 905 790 2200
Fax +1 905 790 2201
E-Mail info@conec.com

CONEC

343 Technology Drive
Garner, NC, USA 27529
Tel. +1 919 460 8800
Fax +1 919 460 0141
E-Mail info@conec.com

CONEC (UK) Limited

Ringway House East
Kelvin Road
Newbury, Berkshire
RG14 2DB
Tel. +44 1635 36929
Fax +44 1635 36925
E-Mail info@conec.co.uk

CONEC Polska Sp. z o.o

ul.Szmaragdowa 10
52-215 Wrocław
Tel. +48 713744045
Fax +48 713744049
E-Mail info@conec.pl

CONEC s.r.o.

Loucka 119
76325 Ujezd
Czech Republic
Tel. +42 0577 350132
Fax +42 0577 350134
E-Mail info@conec.cz

CONEC France SARL

202 Rue des Chevreuils
30320 Poulx
Tel. +33 9 75267217
Fax +33 4 66570916
E-Mail info@conec.fr

CONEC (Shanghai)

Int. Trading Co., Ltd.
Rm. 715 Yongding Bldg.
No. 3388 Gong He Xin Rd.
200436 Shanghai
Tel. +86 21 66300930
Fax +86 21 66300911
E-Mail info@conec.cn

CONEC GmbH Schatz Electronic

Schubertstr. 14a
99096 Erfurt
Tel. +49 361 340110
Fax +49 361 340111
E-Mail info@schatz-electronic.de