






BOST Machine Tools Company offers to its customers a comprehensive service including the design, manufacturing and installation of heavy duty and extremely accurate machine tools.


Thanks to Bostek Innovation's emphasis on R+D and the wide range of products it provides, Bost's unique taylor-made is the best on the business. Due to its dynamic team, Bost continues to give its clients a highly flexible and personalized service.



Bost technical team offers great flexibility designing machine tools. We realize that our customers are not looking to buy machines, if not to solve their machining needs at the lowest cost and the highest possible quality. Therefore we adapt the design of our machines to the customer's requirements and not the other.

We are experts in providing complete turn key installations including piece programming, tools, fixtures, extended training courses, etc.





# Vertical Lathes VTL C

VTL 26 C Anhui - Elcoro China



VTL 22 C PC Siemens Germany

## VTL C

Technical specifications	Unit	VTL 16 C						VTL 22 C						
Table diameter	mm	1.250			1.400			1.600			1.800			
Maximum turning diameter	mm	1.600						2.200						
Maximum load	kg	12.000						15.000						
Table speed	min <sup>-1</sup>	440			400			325			300			
Turning power	kW	74						74						
Standard turning height	mm	1.600						1.600						
Option of different turning heights	mm	2.000						2.000, 2.400						
RAM section	mm x mm	310 x 310		310 x 310		360 x 360		310 x 310		310 x 310		360 x 360		
RAM stroke "Z" axis	mm	1.200	1.500	2.000	1.200	1.500	2.000	1.500	2.000	1.200	1.500	2.000	1.500	2.000
Min. RAM bore size	mm	350		350		400		350		350		400		
Milling power	kW	30		37		55		30		37		55		
Milling head maximum speed	min <sup>-1</sup>	2.500	3.000	2.500	3.000	4.000		2.500	3.000	2.500	3.000	4.000		
"X", "Z" rapid feeds	m/min	20						20						
Total weight of machine	kg	38.000						50.000						

VTL 26 C				VTL 32 C				VTL 36 C				VTL 43 C					
2.000		2.200		2.500		3.000		3.000		3.200		3.500		4.000			
2.600				3.200				3.600				4.300					
25.000				35.000				50.000				60.000					
275		250		225		180		180		150		128		118			
74				94				94				94					
2.000				2.000				2.800				2.800					
2.400, 2.800				2.400, 2.800, 3.200				3.200, 3.600, 4.000				3.200, 3.600, 4.000, 4.400					
310 x 310		310 x 310		360 x 360		310 x 310		360 x 360		310 x 310		360 x 360		310 x 310		360 x 360	
1.200	1.500	2.000	1.200	1.500	2.000	1.500	2.000	1.500	2.000	1.500	2.000	1.500	2.000	1.500	2.000		
350		350		400		350		400		350		400		350		400	
30		37		55		30		37		55		30		37		55	
2.500	3.000	2.500	3.000	4.000		2.500	3.000	2.500	3.000	4.000	2.500	3.000	4.000	2.500	3.000	4.000	
20				20				15				15					
70.000				85.000				105.000				120.000					



VTL C 22 PC Belaz Belarus



VTL 22 PC Siemens China



# Vertical Lathes VTL C

VTL 63 C Bostmek  
Spain



VTL 58 C Tamkeen  
Saudi Arabia

## VTL C

Technical specifications	Unit	VTL 47 C				VTL 53 C								
Table diameter	mm	4.000		4.500		4.500		5.000						
Maximum turning diameter	mm	4.700				5.300								
Maximum load	kg	80.000				100.000								
Table speed	min <sup>-1</sup>	108		100		100		95						
Turning power	kW	94				94		128						
Standard turning height	mm	2.800				2.800								
Option of different turning heights	mm	3.200, 3.600, 4.000, 4.400, 4.800				3.200, 3.600, 4.000, 4.400, 4.800, 5.200, 5.600								
RAM section	mm x mm	310 x 310		360 x 360		310 x 310		360 x 360		410 x 410				
RAM stroke "Z" axis	mm	1500	2.000	1.500	2.000	1500	2.000	1.500	2.000	2.000	2.500	2.500	3.000	
Min. RAM bore size	mm	350		400		350		400		460				
Milling power	kW	37	52	37	55	37	52	37	55	63	60			
Milling head maximum speed	min <sup>-1</sup>	2.500		3.000		4.000		2.500		3.000		4.000		
"X", "Z" rapid feeds	m/min	15				15								
Total weight of machine	kg	160.000				180.000								


VTL 63 C				VTL 73 C						VTL 85 C							
5.500		6.000		7.000		8.000											
6.300		7.300		8.500													
150.000		200.000		250.000													
78		75		55													
128		178		178													
2.800		3.600		3.600													
3.200, 3.600, 4.000, 4.400, 4.800, 5.200, 5.600, 6.000				4.000, 4.400, 4.800, 5.200, 5.600, 6.000				4.000, 4.400, 4.800, 5.200, 5.600, 6.000									
310 x 310		360 x 360		410 x 410		310 x 310		360 x 360		410 x 410		310 x 310		360 x 360		410 x 410	
1500	2.000	1.500	2.000	2.000	2.500	2.500	3.000	1.500	2.000	1.500	2.000	2.000	2.500	2.500	3.000		
350		400		460		350		400		460		350		400		460	
37	52	37	55	63	60	37	52	37	55	63	60	37	52	37	55	63	60
2.500	3.000	4.000	4.500	5.000	2.500	3.000	4.000	4.500	5.000	2.500	3.000	4.000	4.500	5.000			
15				10				10									
200.000				240.000				310.000									



VTL 53 C Enercon  
Germany



VTL 60 CY Magna Machine  
USA





# Vertical Lathes SMART C

Smart 36 C Whittaker UK

## SMART C

Technical specifications	Unit	Smart 20 C		Smart 25 C		Smart 28 C		Smart 36 C			
Table diameter	mm	1.600		2.000		2.500		3.000			
Maximum turning diameter	mm	2.000		2.500		2.800		3.600			
Maximum load	kg	10.000		15.000		20.000		30.000			
Table speed	min <sup>-1</sup>	300		220		176		150			
Turning power	kW	60		60		60		74			
Standard turning height	mm	1.600		1.600		2.000		2.400			
Option of different turning heights	mm	2.000, 2.400, 2.800		2.000, 2.400, 2.800		2.400, 2.800, 3.200		2.800, 3.200			
RAM section	mm x mm	310 x 310		310 x 310		310 x 310		310 x 310			
RAM stroke "Z" axis	mm	1.200	1.500	1.200	1.500	1.200	1.500	2.000	1.200	1.500	2.000
Min. RAM bore size	mm	350		350		350		350			
Milling power	kW	22		22		30	37	30	37		
Milling head max. speed	min <sup>-1</sup>	2.500	3.000	2.500	3.000	2.500	3.000	2.500	3.000	2.500	3.000
"X", "Z" rapid feeds	m/min	10		10		10		10			
Total weight of machine	kg	30.000		40.000		50.000		65.000			

## SMART C

Technical specifications	Unit	Smart 43 C		Smart 53 C		Smart 63 C	
Table diameter	mm	4.000		5.000		6.000	
Maximum turning diameter	mm	4.300		5.300		6.300	
Maximum load	kg	40.000		60.000		80.000	
Table speed	min <sup>-1</sup>	118		95		75	
Turning power	kW	102		102		102	
Standard turning height	mm	2.400		2.400		2.400	
Option of different turning heights	mm	2.800, 3.200, 3.600, 4.000		2.800, 3.200, 3.600, 4.000, 4.400, 4.800, 5.200		2.800, 3.200, 3.600, 4.000, 4.400, 4.800, 5.200	
RAM section	mm x mm	310 x 310	360 x 360	310 x 310	360 x 360	310 x 310	360 x 360
RAM stroke "Z" axis	mm	1.500	2.000	1.500	2.000	1.500	2.000
Min. RAM bore size	mm	350	400	350	400	350	400
Milling power	kW	37	37	55	37	37	55
Milling head max. speed	min <sup>-1</sup>	2.500	3.000	4.000	2.500	3.000	4.000
"X", "Z" rapid feeds	m/min	10		10		10	
Total weight of machine	kg	80.000		100.000		130.000	



Smart 36 C GA USA



# Vertical Lathes VTH C

## VTH C

Technical specifications	Unit	VTH 100 C		VTH 100 C Y		VTH 160 C U	
Table diameter	mm	8.000		8.000		8.000	
Maximum turning diameter	mm	10.000		10.000		16.000	
Moving column		-		YES		YES	
"Y" axis		-		YES		-	
"U" axis		-		-		YES	
Maximum load	kg	350.000		350.000		350.000	
Table speed	min <sup>-1</sup>	50		50		50	
Turning power	kW	178		178		178	
Standard turning height	mm	5.000		5.000		5.000	
Option of different turning heights	mm	5.500 / 6.000		5.500 / 6.000		5.500 / 6.000	
RAM section	mm x mm	560 X 560		560 X 560		560 X 560	
RAM stroke "Z" axis	mm	3.000	3.500	3.000	3.500	3.000	3.500
Min. RAM bore size	mm	600		600		600	
Milling power	kW	63	60	63	60	63	60
Milling head maximum speed	min <sup>-1</sup>	4.500	5.000	4.500	5.000	4.500	5.000
"X", "Z" rapid feeds	m/min	10.000		10.000		10.000	
Total weight of machine	kg	420.000		490.000		490.000	



VTH 100 CY DCNS  
France



Turnmill Lathes

# T4H/T6H



T4H20 ENC  
USA

## T4H/T6H

Technical specifications	Unit	T4H15	T4H20
Maximum machining diameter	mm	1500	2.000
Nominal centre distance	mm	4.000 - 10.000	4.000 - 30.000
Number of guides	n	4	4
RAM size	mm	500 x 500	500 x 500
"X" axis (ram) stroke	mm	1.000	1.200 / 1.500
"U" axis stroke	mm	-	-
"Y" axis stroke	mm	1.400	1.800
Chuck diameter	mm	1.000	1.200 / 1.500
Maximum workpiece weight with steady rests	kg	12.000 / 20.000	12.000 / 20.000 / 40.000 / 60.000
Main spindle Turning Power (S1, 100%)	kW	74 / 104 / 128	104 / 128 / 178
Main spindle Turning Torque (S1, 100%)	Nm	37.700 - 101.900	39.700 - 212.500
Main spindle Gear ranges	n	2	2
Maximum rotation speed	min <sup>-1</sup>	700 - 300	400 - 200
Type of guides "Z" & "Y" axes		Hydrostatic guides	Hydrostatic guides
Type of guides "X" axis (ram)		Hydrostatic guides	Hydrostatic guides
Type of guides "U" axis		-	-
Milling Spindle Power (S1, 100%)	kW	37 / 63	63 / 89
Milling Spindle Torque (S1, 100%)	Nm	1.410 / 2.150	2.150 / 3.390
Maximum rotation speed	min <sup>-1</sup>	4.500 / 4.000	4.000 / 4.500
Milling spindle Gear ranges	n	2	2
Milling spindle tool taper		HSK-125 A	HSK-125 A
Turning tool clamping system		CAPTO C6 / C8 / KM80	CAPTO C6 / C8 / KM80
Linear axes rapid feed ("X", "Y" & "Z")	mm/min	10.000 / 20.000	10.000 / 20.000
Automatic Attachment changing device		Yes	Yes
Automatic tool changer	n	120	120

T6H25	T6H30	T6H35
2.500	3.000	3.500
5.000 - 30.000	5.000 - 30.000	5.000 - 30.000
5	5	5
-	-	-
-	-	-
1.600	2.000	2.000
2.200	2.700	3.200
1.500 / 2.000	1.500 / 2.000 / 2.500	1.500 / 2.000 / 2.500
40.000 / 60.000 / 100.000 / 150.000	40.000 / 60.000 / 100.000 / 150.000	40.000 / 60.000 / 100.000 / 150.000
128 / 178 / 230	128 / 178 / 230	128 / 178 / 230
141.700 - 212.500	274.600 - 422.400	274.600 - 604.000
2	2	2 / 4
300 - 130	300 - 130	300 - 130
Hydrostatic guides	Hydrostatic guides	Hydrostatic guides
Hydrostatic guides	Hydrostatic guides	Hydrostatic guides
Hydrostatic guides	Hydrostatic guides	Hydrostatic guides
Hydrostatic guides	Hydrostatic guides	Hydrostatic guides
89 / 115	89 / 115	89 / 115
3.390 / 13.200	3.390 / 13.200	3.390 / 13.200
4.000 / 2.000	4.000 / 2.000	4.000 / 2.000
2 / 4	2 / 4	2 / 4
HSK-160 A / 125 A	HSK-160 A / 125 A	HSK-160 A / 125 A
CAPTO C8 / C10 / KM 80 / KM 100	CAPTO C8 / C10 / KM 80 / KM 100	CAPTO C8 / C10 / KM 80 / KM 100
10.000 / 15.000	10.000 / 15.000	10.000 / 15.000
Yes	Yes	Yes
120	120	120




T6H25 Celsa  
Poland



T4H15 Messier Bugatti Dowty  
Canada






# Gantry Machines PGM

## PGM

Technical specifications	Unit	PGM 53	PGM 63	PGM 73	PGM 81
Distance between columns	mm	5.300	6.300	7.300	8.100
"X" axis	mm	8.000 + N x 2.000			
"Y" axis	mm	6.800	7.800	8.800	9.600
"Z" axis	mm	2.000 / 2.500 / 3.000 / 3.500 / 4.000			
Max. height under spindle	mm	7.000			
RAM section	mm	560 x 560 / 650 x 650			
Max. milling power (S1, 100%)	kW	89 / 115 / 119			
Gear ranges	Nm	2 / 2 / 4			
Max milling speed	min <sup>-1</sup>	4.000 / 3.000 / 2.500			
Max. Milling torque (S1, 100%)	Nm	3300 / 6.850 / 13.280			
"X", "Y" rapid feeds	mm/min	15.000 / 25000			
"Z" rapid feed	mm/min	10.000 / 20000			
"W" rapid feed	mm/min	4.000			
Optional turning table diameter	mm	4.000	5.000	6.000	7.000



PGM 53 Tontec  
China



Boring Machines

# BOSTRAM



Bostram 5.000 LMTG  
India



Bostram 7.000 Gerdau  
Spain

## BOSTRAM

Technical specifications	Unit	Bostram 5.000		Bostram 6.000		Bostram 7.000		
Boring spindle diameter	mm	160	180	160	180	200	225	260
Vertical "Y" axis	mm	3500/4.000/4.500/5.000		4500/5.000/5.500/6.000		5000/5.500/6.000/6.500/7.000		
Longitudinal "X" axis	mm	4.000 + N x 1.000		4.000 + N x 1.000		4.000 + N x 1.000		
RAM section	mm	450 x 510		450 x 510		500 x 550		
RAM stroke "Z" axis	mm	1.000	1.300	1.300	1.500	1.500	1.700	
Spindle stroke "W" axis	mm	1.000	1.200	1.000	1.200	1.200	1.500	
Max. spindle power (S1, 100%)	kW	89		115		145		
Max. spindle torque (S1, 100%)	Nm	8040		15350		30.330		
Max. spindle speed	min <sup>-1</sup>	3500		3500		2.200		
Rapid feeds ("X", "Y", "Z" & "W")	mm/min	15.000	25.000	15.000	25.000	15.000	25.000	
Type of guides ("X", "Y" & "Z")		Hydrostatic		Hydrostatic		Hydrostatic		



Bostram 7.000 Ensa  
Spain



Bostram 6.000 Cadinox  
Spain

[www.bost.es](http://www.bost.es)



Ctra. Villabona - Asteasu, km. 2,5  
20159 Asteasu  
Gipuzkoa - SPAIN  
[bost@bost.es](mailto:bost@bost.es)  
T.: +34 943 692375  
F.: +34 943 690493