



Environment Systems

Package Contents



3-in-1 Weather Sensor
Model O6008RM

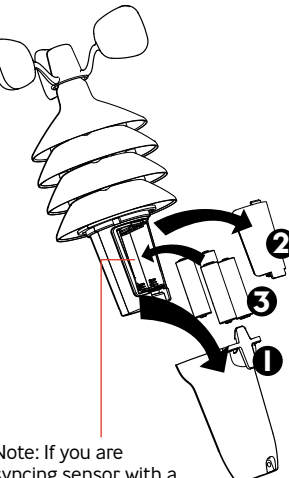


Mounting Bracket & Hardware
(4) #4 x 1" Phillips head screws, (1) #6 x 1/4" Phillips head screw, (4) anchors
Model III82-3NIMB



Mounting Sleeve
Model III81-3NIMS

3-in-1 Sensor Setup



Note: If you are syncing sensor with a display (not included), ensure that the A-B-C switch, located in the battery compartment, matches on both units.



Installation

3-in-1 Weather Sensor

Placement for Maximum Accuracy

Proper sensor placement is critical to the accuracy and performance of this product.


- For optimal wind measurement, ensure no obstructions are above or around the sensor.
- Locate away from heat and humidity sources.
- Sensor transmits wireless signal up to 330 ft (100 m). Locate away from objects that may limit wireless communication, like thick walls or metal surfaces.
- Mount at least 5 ft (1.5 m) or higher off the ground.

Visit www.AcuRite.com/3in1 for installation videos, care and maintenance tips, and troubleshooting.

Install 3-in-1 Sensor

Top or Side Mount

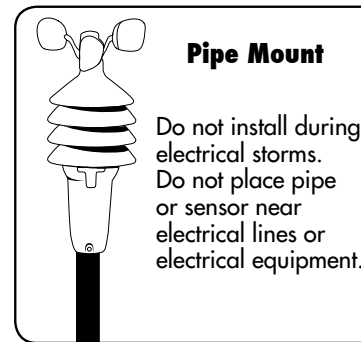
1. Insert the mounting bracket into the hole at the bottom of mounting sleeve. Mounting bracket is designed to screw onto wooden posts or surfaces that are 2"x4" or larger.
2. Use the small screw included in the hardware bag to fasten the mounting sleeve to the mounting bracket.
3. Use a bubble level (not included) to ensure level installation.
4. Fasten mounting bracket to a post or railing using 2 screws.



Install 3-in-1 Sensor

Pipe Mount

1. The sensor can be mounted on a 3/4" steel or PVC pipe (not included; available at hardware stores). Insert pipe into the hole at the bottom of mounting sleeve. Note: Mounting base is not used.
2. Use a bubble level (not included) to ensure level installation for accurate wind measurement.
3. Use one of the screws included in the hardware bag to fasten the mounting sleeve securely to the pipe.



Congratulations!

You're ready to start using the 3-in-1 Weather Sensor!



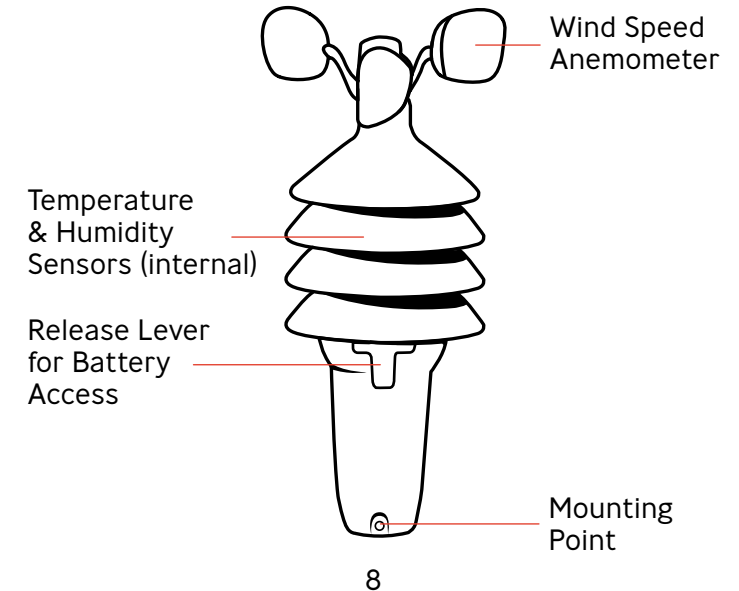
need help?
1-844-228-5465
info@chaney-inst.com

Learn More at AcuRite.com

For more information about AcuRite Environment Systems, to view installation videos, and to purchase additional compatible AcuRite sensors, visit

www.AcuRite.com

Features



This device complies with part 15 of FCC rules. Operation is subject to the following two conditions: 1- This device may NOT cause harmful interference, and 2- This device must accept any interference received, including interference that may cause undesired operation. This equipment has been tested and found to comply with the limits for a Class B digital device, pursuant to Part 15 of the FCC rules. These limits are designed to provide reasonable protection against harmful interference in a residential installation. This equipment generates, uses and can radiate radio frequency energy and, if not installed and used in accordance with the instructions, may cause harmful interference to radio communications. However, there is no guarantee that interference will not occur in a particular installation. If this equipment does cause harmful interference to radio or television reception, which can be determined by turning the equipment off and on, the user is encouraged to try to correct the interference by one or more of the following measures:

- Reorient or relocate the receiving antenna.
- Increase the separation between the equipment and the receiver.
- Connect the equipment into an outlet on a circuit different from that to which the receiver is connected.
- Consult the dealer or an experienced radio/TV technician for help.

NOTE: The manufacturer is not responsible for any radio or TV interference caused by unauthorized modifications to this equipment. Such modifications could void the user authority to operate the equipment. This device complies with Industry Canada licence-exempt RSS standard(s). Operation is subject to the following two conditions:

- (1) This device may not cause interference, and
- (2) This device must accept any interference received, including interference that may cause undesired operation of the device.

Specifications

3-in-1 Weather Sensor

POWER	4 x AA alkaline or lithium batteries
TEMPERATURE RANGE	-40°F to 158°F; -40°C to 70°C
HUMIDITY RANGE	1% to 99%
WIND SPEED	0 to 99 mph; 0 to 159 kph
WIRELESS RANGE	330 ft / 100 m depending on home construction materials
OPERATING FREQUENCY	433 MHz

Limited One Year Warranty

IMPORTANT: Product must be registered to receive warranty service. Register online at www.AcuRite.com to receive 1 year warranty protection.

At AcuRite, we proudly uphold our commitment to quality technology. Chaney Instrument Co. warrants that all products it manufactures to be of good material and workmanship, and to be free of defects when properly installed and operated for a period of one year from the date of purchase.

We recommend that you visit us at www.AcuRite.com for the fastest way to register your product. However, product registration does not eliminate the need to retain your original proof of purchase in order to obtain warranty benefits.

Chaney Instrument Co. warrants that all products it manufactures to be of good material and workmanship, and to be free of defects when properly installed and operated for a period of one year from the date of purchase. Remedy for breach of this warranty is limited to repair or replacement of the defective item(s). Any product which, under normal use and service, is proven to breach the warranty contained herein within ONE YEAR from date of sale will, upon examination by Chaney, and at its sole option, be repaired or replaced by Chaney. Transportation costs and charges for returned goods shall be paid for by the purchaser. Chaney hereby disclaims all responsibility for such transportation costs and charges. This warranty will not be breached, and Chaney will give no credit for products it manufactures which have received normal wear and tear, been damaged (including by acts of nature), tampered, abused, improperly installed, damaged in shipping, or repaired or altered by others than authorized representatives of Chaney.

The above-described warranty is expressly in lieu of all other warranties, express or implied, and all other warranties are hereby expressly disclaimed, including without limitation the implied warranty of merchantability and the implied warranty of fitness for a particular purpose. Chaney expressly disclaims all liability for special, consequential or incidental damages, whether arising in tort or by contract from any breach of this warranty. Some states do not allow the exclusion or limitation of incidental or consequential damages, so the above limitation or exclusion may not apply to you. Chaney further disclaims all liability from personal injury relating to its products to the extent permitted by law. By acceptance of any of Chaney's products, the purchaser assumes all liability for the consequences arising from their use or misuse. No person, firm or corporation is authorized to assume for Chaney any other liability in connection with the sale of its products. Furthermore, no person, firm or corporation is authorized to modify or waive the terms of this paragraph, and the preceding paragraph, unless done in writing and signed by a duly authorized agent of Chaney. This warranty gives you specific legal rights, and you may also have other rights which vary from state to state.

For in-warranty claims: Chaney Instrument Co.
965 Wells St., Lake Geneva, WI 53147

Notes