

# PATLITE®



Sanda Plant

<http://www.patlite.com> e-mail:overseas@patlite.co.jp

## PATLITE Corporation

Inaba Building 4-11-14 Itachibori Nishi-ku Osaka 550-0012  
International Division, Sales and Marketing Department  
TEL: +81-6-7688-5400 FAX: +81-6-7688-5401

### PATLITE (U.S.A.) Corporation E-mail:sales@patlite.com

20130 S. Western Ave. Torrance, CA 90501, U.S.A.  
TEL: +1-310-328-3222 FAX: +1-310-328-2676

### PATLITE (SINGAPORE) PTE LTD E-mail:sales@patlite.com.sg

No.2 Leng Kee Road, #05-01 Thye Hong Centre, Singapore 159086  
TEL: +65-6226-1111 FAX: +65-6324-1411

### PATLITE (CHINA) Corporation E-mail:sales@patlite.cn

Room 512, Jufeng Business Building, No.697-3 Lingshi Road, Shanghai China 200072  
TEL: +86-21-6630-8969 FAX: +86-21-6630-8938

### PATLITE Europe GmbH E-mail:info@patlite.eu

Am Soeldnermoos 8, D-85399 Hallbergmoos, Germany  
TEL:+49-811 9981 9770-0 FAX:+49-811 9981 9770-9

### PATLITE KOREA CO., LTD. E-mail : sales@patlite.co.kr

A-2603, Daesung D-POLIS, 543-1 Gasan-dong, Geumcheon-gu, Seoul, 153-719  
TEL.+82-2-523-6636 FAX.+82-2-861-9919

### PATLITE TAIWAN CO., LTD. E-mail : info@patlite.tw

7F. No. 91, Huayin St, Datong District Taipei, Taiwan R.O.C  
TEL.+886-2-2555-1611 FAX.+886-2-2555-1621

### PT. PATLITE INDONESIA (FACTORY)

LOT 321 Batamindo Industrial Park, Jalan Beringin Mukakuning, Batam 29433 Indonesia  
TEL: +62-770-61-1123 FAX: +62-770-61-2444

### PATLITE Corporation

Headquarters : 4-4-25 Honmachi Chuo-ku Osaka 541-0053



To ensure correct use of these products, read the Instruction Manual prior to use.  
Failure to follow all safeguards can result in fire, electric shock, or other accidents.  
Specifications are subject to change without notice.



ISO14001:2004 Certified  
Headquarters / Sanda Plant



PT. PATLITE INDONESIA



PATLITE ECO PROJECT

For the benefit of mankind and the earth, PATLITE is committed to developing environmentally friendly products.



PATLITE (U.S.A.)



PATLITE Europe GmbH



PATLITE (SINGAPORE)



PATLITE (CHINA)



PATLITE KOREA



PATLITE TAIWAN

# PATLITE®

New Frontiers in Safety, Security and Comfort.

## Explosion Protection & Harsh Environment



O-3102A | 1409 E5/E5(NP)A

# “New Frontiers in Safety, Security and Comfort” is PATLITE’s mission.

PATLITE offers state-of-the-art equipment for process and industrial automation for over 60 years. Our innovative and robust design, backed by a powerful commitment and years of knowledge, has made PATLITE the world’s best known manufacturer of the visual and audible signaling products. We are also dedicated to the development of products that are safe in harsh and explosive environments to demonstrate our strong commitment to serving the industry with unique and innovative solutions.

In order to identify the diversified needs of our customers, and respond quickly and satisfactorily to those needs, we have implemented the POP (Point of Production) System together with a lean-manufacturing cell-based assembly system (combination, single, and flexible assembly). These new systems allow us to handle any order rapidly from single items to customized item orders.

We’ve also reduced development time and production cost by having our own in-house machinery to design and manufacture metal moldings for making injection molded parts.

From designing to production, from raw material to the finished product, we also manage our quality control throughout the entire process. This is how we maintain our world class quality reputation for visual, audible signaling and networking information products.

## From designing to production, quality control is managed throughout the process



● Design with 3-D CAD ● Manufacturing of metal molding parts ● Electrical discharge machine



● Machining Center ● Injection molding machines

## Wide-range of Innovative and World-class Quality Products



## World-wide Sales, Marketing and After-sales Support Network



## How an Explosion Occurs

An explosion can only occur if there is a combination of the following three factors.

- Source of ignition
- Oxygen
- Combustible substances

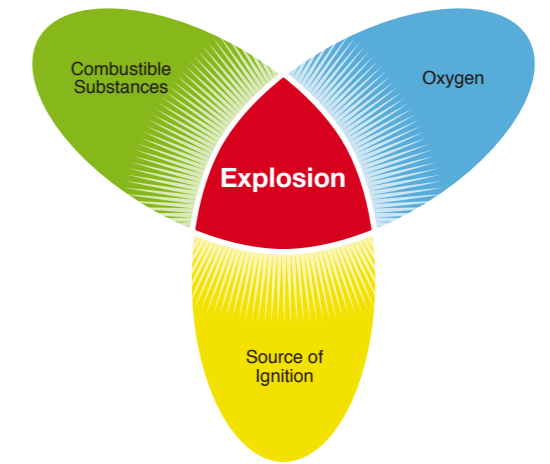
Combustible substances can exist in the form of gases, vapor, mist or dust. If one component is missing, no explosion will take place.

## How to minimize an explosion

The followings are protective measures to minimize the risk of an explosion.

- Limit concentration to a safe level
- Avoid combustible substances
- Increase ventilation
- Prevent the ignition
- Restrict explosive effects to a negligible level

## Prerequisites for an explosion



## An explosive environment is categorized in three segments, Zone 0, Zone 1 and Zone 2, depending on the hazardous level of gases and vapors

### Zone 0

An area where an explosive atmosphere consisting of a mixture of air containing flammable substances in the form of gas, liquid, or vapor continuously present or is frequently present for a longer period of time.

### Zone 1

An area where an explosive atmosphere consisting of a mixture of air containing flammable substances in the form of gas, liquid, or vapor can occasionally occur during normal operating conditions.

### Zone 2

An area where an explosive atmosphere consisting of a mixture of air containing flammable substances in the form of gas, liquid, or vapor is not likely to occur under normal conditions. However, if it occurs, it will only be for short period of time.



## ■ Various Applications for Explosion-Safe and Harsh Environments

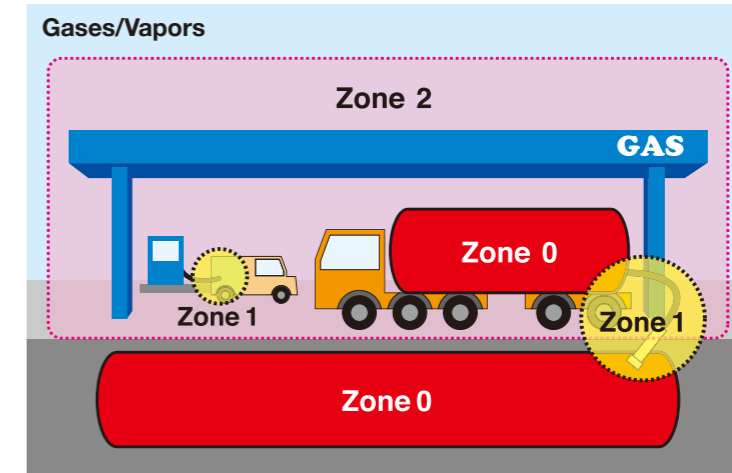
	Branch	Explosion Hazard
	Power Generation Companies	<ul style="list-style-type: none"> <li>● Lump Coal Dust</li> </ul>
	Woodworking Industry	<ul style="list-style-type: none"> <li>● Saw Dust</li> <li>● Fine Wood Chips</li> </ul>
	Metal-work Operations	<ul style="list-style-type: none"> <li>● Explosive Metal Dust</li> <li>● Spark-ignitable Metal Dust</li> </ul>
	Food/Beverage Industry	<ul style="list-style-type: none"> <li>● Ignitable Grain Dust</li> <li>● Explosive Sugar Dust</li> </ul>
	Refinery Industry	<ul style="list-style-type: none"> <li>● Hydrocarbons close to their flash-points</li> <li>● Oil Processing Plants</li> </ul>
	Waste Disposal Companies	<ul style="list-style-type: none"> <li>● Waste-water Treatment Gases</li> </ul>
	Landfills/Civil Engineering	<ul style="list-style-type: none"> <li>● Flammable Landfill Gases</li> <li>● Uncontrolled Gas Emissions</li> <li>● Flammable Gas from poor ventilation sources</li> </ul>
	Pharmaceutical Industry	<ul style="list-style-type: none"> <li>● Alcohol Solvents</li> <li>● Materials explosive when mixed</li> </ul>
	Gas Suppliers	<ul style="list-style-type: none"> <li>● Natural Gas Leakage</li> <li>● Natural Gas Emissions</li> </ul>
	Paint-spraying Operations	<ul style="list-style-type: none"> <li>● Overspray in Spray-paint Bays</li> <li>● Solvent Vapor Emissions</li> </ul>
	Recycling Operations	<ul style="list-style-type: none"> <li>● Unemptied flammable gas/liquid containers</li> <li>● Biodegradable Material Emitting Explosive Gases</li> </ul>
	Chemical Industry	<ul style="list-style-type: none"> <li>● Flammable Gases</li> <li>● Flammable Liquids</li> <li>● Flammable Solids</li> </ul>
	Agriculture	<ul style="list-style-type: none"> <li>● Bio-gas Production Plants</li> <li>● Bio-gas Located on Farms</li> </ul>

## ■ Classification of Hazardous Areas

### ■ Gases/Vapors

The tank is filled with flammable liquid. The inside of the tank is defined as zone 0, because the explosive gas/oxygen mixture is continuously present. Vapor may escape on occasion through the vent on the top of the tank, therefore the area around the vent is categorized as Zone 1.

The vapor may also run down the outside of the tank, developing another explosive environment, so the area around the tank is categorized as Zone 2.

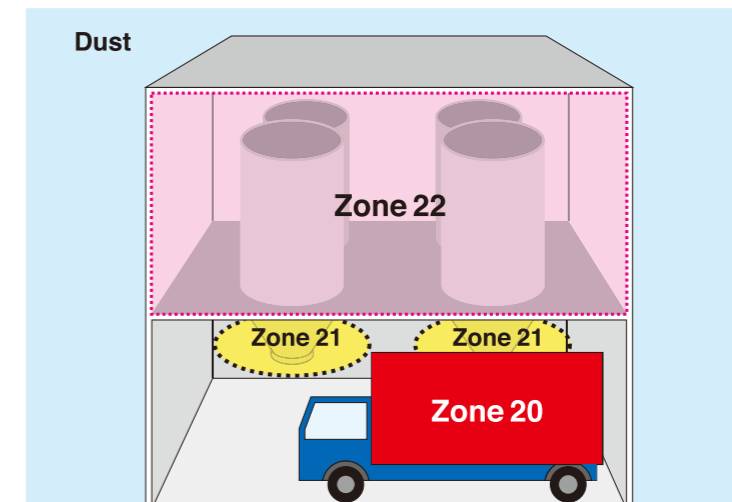


		Constant Exposure	Occasional Exposure	Rare and Temporary
ATEX	EN60079-10	Zone 0	Zone 1	Zone 2
IEC	IEC60079-10	Zone 0	Zone 1	Zone 2
US	NEC505	Zone 0 (Class I)	Zone 1 (Class I)	Zone 2 (Class I)
	NEC500	Division 1 (Class I)		Division 2 (Class I)

### ■ Dust

At a mill with a feed hopper and filter: A product, which causes dust particles mixed with air to cause a flammable mixture, is loaded into a hopper. Inside the feed hopper and filter, it is categorized as Zone 20. While the product is being loaded, the mixture of dust and air

causes a potentially explosive compound in the area where the product is loaded into the hopper, so the area outside the hopper is categorized as Zone 21. Around the hopper where a potential flammable atmosphere exists temporarily is categorized as Zone 22.



		Constant Exposure	Occasional Exposure	Rare and Temporary
ATEX	EN61241-10	Zone 20	Zone 21	Zone 22
IEC	IEC61241-10	Zone 20	Zone 21	Zone 22
US	NEC505	Zone 20 (Class II)	Zone 21 (Class II)	Zone 22 (Class II)
	NEC500	Division 1 (Class II)		Division 2 (Class II)

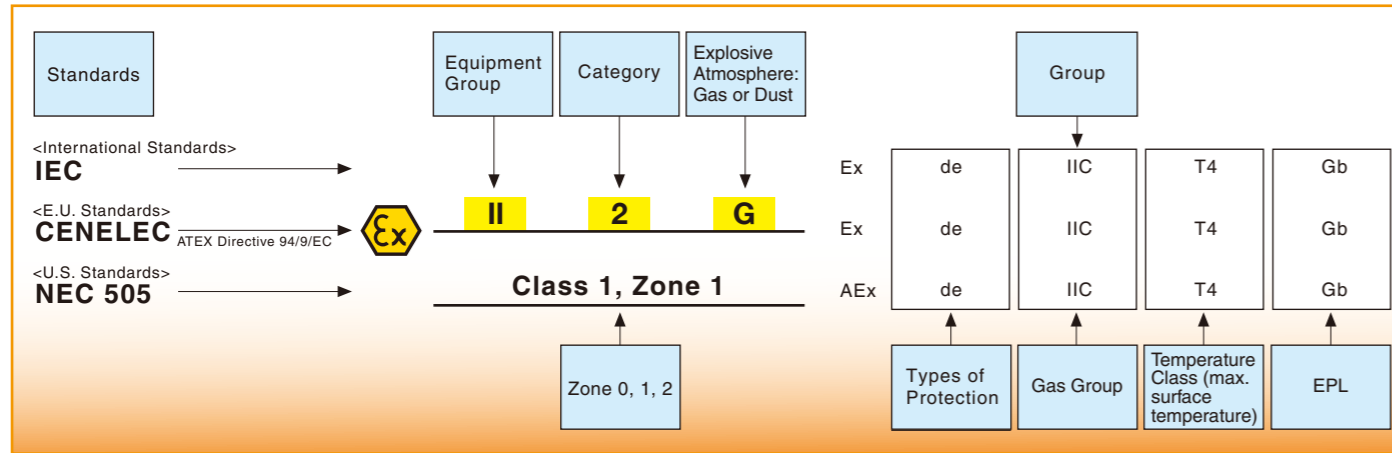
## Relationship of IEC, CENELEC, NEC 505 and NEC 500

IEC: International Electrotechnical Commission

CENELEC: European Committee for Electrotechnical Standardization

NEC: National Electrical Code

IEC/CENELEC	Zone 0		Zone 1		Zone 2	
USA:NEC 505	Zone 0		Zone 1		Zone 2	
USA:NEC 500	Division 1			Division 2		
	Explosive Material	Class	Group	Explosive Material	Class	Group
	Gas, Vapor or Liquid	I	A, B, C, D	Gas, Vapor or Liquid	I	A, B, C, D
	Dust	II	E, F, G	Dust	II	E, F, G
	Fibers	III	---	Fibers	III	---



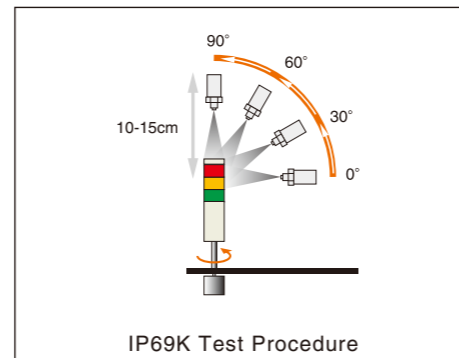
\*EPL: Equipment Protection Level

## IP Protection Rate: Index of Ingress Protection

IP		IEC60529	
5	The entrance of dust is not closed completely, but dust may not go into the device in such manner as to impair the optimal operation or safety of the device.	5	No detrimental effect occurs when a jet-stream is applied to the test sample from any direction. (TEST: 12.5 liter/min. of water is sprayed with a jet nozzle, having an internal diameter of 6.3mm, and a distance from the test sample of 2.5m - 3m away)
		6	No detrimental effect occurs when water is sprayed onto the test sample by a jet-stream from any direction. (TEST: 100 liter/min. of water is sprayed with a jet nozzle, having an internal diameter of 12.5mm, with a distance of 2.5m - 4m away from the test sample)
		7	Water must not enter into the device. No detrimental effect occurs when the device is submerged in a depth of 1 meter of water for 30 minutes.
6	No intrusion of dust into the device occurs.	8	Water must not enter into the device. No detrimental effect occurs when the device is continuously submerged. The test conditions are to be mutually agreed upon by the manufacturer and user.

**IP69K**

IP69K is the German DIN 40050 PART9 standard. It is defined as a protection regulation for high temperature and high-pressurized water. Water is heated up to 80 °C and sprayed at a water pressure in the range from 80 to 100 bars at 14 to 16 liters per minute at the test object. The test object is at a distance of 100 to 150 mm from the nozzle and sprayed in all directions at 0, 30, 60, and 90 degrees, then sprayed at a horizontal angle while it is being rotated, all done for a period of 30 seconds without being affected by water penetration.



## Types of Protection

According to EN Standard Series EN 60079, explosion protected electrical equipment can have various types of protection according to its construction. The table below for Gas and Dust shows an overview of the standardized protections and describes its basic principal, as well as its practical applications.

Select the suitable PATLITE explosion-safe and intrinsically-safe products according to the specific application and type of protection.

### Gas

Type of Protection	Marking	Diagram	Definition	Applications	PATLITE Model
General requirements EN 60079-0 IEC 60079-0					
Flameproof Enclosure "d" EN 60079-1 IEC 60079-1	Ex d		Parts which can cause ignition while in a potentially explosive environment are encased in an enclosure which can withstand the pressure to contain it when the explosive mixture ignites inside so it is not transmitted into the environment.	Switch Gear, Control Gear, Display Units, Control Systems, Motors, Transformers, Heating Equipment, Light Fittings	EDLM Series EDWM Series
Increased Safety "e" EN 60079-7 IEC 60079-7	Ex e		Preventative safety precautions are applied to prevent the possibility of excessive temperatures, the occurrence of sparks or electrical arcing within the equipment enclosure or on exposed parts of the equipment that would not be a hazard in conditions where ignition sources are not present.	Terminal Boxes, Connection Boxes, Control Boxes (for installing Ex-components with different types of protection) Squirrel-cage Motors, Light Fittings	
Intrinsic Safety "i" EN 60079-11 IEC 60079-11	Ex ia Ex ib Ex ic		Equipment used in a potentially explosive environment contains intrinsically safe electrical components only. The electric circuit is intrinsically safe when no sparks or internal heat produced under normal operating conditions and specific fault conditions is not capable of causing ignition in a given explosive atmosphere.	Measurement and Control Technology, Communication Technology, Sensors, Actuators. ia = use in Zone 0, 1, 2 ib = use in Zone 1, 2 [Ex ib] = associated equipment - installation in safe areas	
Oil Immersion "o" EN 60079-6 IEC 60079-6	Ex o		Electrical equipment or parts are immersed in a protective fluid (such as oil), to prevent the ignition of a potentially explosive atmosphere which may be located over or outside the equipment.	Transformers, Starting Resistors	
Pressurized Enclosure "p" EN 60079-2 IEC 60079-2	Ex p		Inside the enclosure, a positive internal pressure in relation to the surrounding atmosphere is maintained with the supply of a constant flow of protective gas (when necessary) to dilute any combustible mixtures.	Switch Gear, Control Cabinets, Analyzers, Large Motors. px = use in Zone 1, 2 py = use in Zone 1, 2 pz = use in Zone 2	
Powder Filling "q" EN 60079-5 IEC 60079-5	Ex q		The casing of the electrical equipment is packed with fine granular material to make it impossible for any electric arc created inside the casing under certain operating conditions to ignite the potentially explosive environment outside the casing. Ignition cannot be the result from flames or the raised temperature on the surface of the casing.	Sensors, Display Units, Electronic Ballasts, Transmitters	
Encapsulation "m" EN 60079-18 IEC 60079-18	Ex m		Parts which can cause ignition in a potentially explosive environment by sparking or heating are enclosed in a compound to contain and isolate it from the ignition of an explosive environment.	Switch Gear with small breaking capacities, Control and Signalling Units, Display Units, Sensors. ma = use in Zone 0, 1, 2 mb = use in Zone 1, 2	
Type of Protection "n" EN 60079-15 IEC 60079-15	Ex nA Ex nR Ex nL		Electrical equipment cannot cause the ignition of a potentially explosive atmosphere (defined under abnormal operating conditions and during normal operation).	All Electrical Equipment for Zone 2 nA = non-sparking equipment nR = sparking equipment in which contacts are conveniently protected nL = energy-limited equipment nR = restricted breathing	AR-070 Series AR-078 Series AR-079 Series LKEH-FV-EX Series LKEH-FE-EX Series EHS-EX/EHV-EX Series CLN-24-CD-PT-EX CLK-EX Series CLA-EX Series

### Dust

Type of Protection	Marking	Diagram	Definition	Applications	PATLITE Model
General requirements EN-IEC 60079-0 IEC 60079-0					
Protection by Enclosures "t" EN-IEC 60079-31 IEC 60079-31	Ex t		Dust is incapable of ingressing the enclosure at all or the quantity is at a safe degree, which allows the ignitable equipment to be mounted inside. The surface temperature of the enclosure will not cause ignition to the surrounding explosive atmosphere.	Switch Gear, Control Gear, Connections, Terminal Boxes, Motors, Light Fittings. td A21 = According to Method A for Zone 21 td B21 = According to Method B for Zone 21	EDLM Series EDWM Series AR-070 Series AR-078 Series AR-079 Series LKEH-FV-EX Series LKEH-FE-EX Series EHS-EX/EHV-EX Series CLN-24-CD-PT-EX CLK-EX Series CLA-EX Series
Pressurized Enclosure "pD" EN-IEC 61241-4 IEC 61241-4	Ex pD		Inside the enclosure, a positive internal pressure in relation to the surrounding atmosphere is maintained with the supply of a constant flow of protective gas (when necessary) to dilute any combustible mixtures.	Pumps	
Intrinsically Safe "i" EN-IEC 60079-11 IEC 60079-11	Ex ia Ex ib Ex ic		Equipment used in a potentially explosive environment contains intrinsically safe electrical components only. The electric circuit is intrinsically safe when no sparks or internal heat produced under normal operating conditions and specific fault conditions is not capable of causing ignition in a given explosive atmosphere.	Measurement and Control Technology, Communication Technology, Sensors, Actuators. iaD = use in Zone 20, 21, 22 ibD = use in Zone 21, 22 [Ex ibD] = Associated Electrical Equipment - Installation in Safe Areas	
Encapsulation "m" EN-IEC 60079-18 IEC 60079-18	Ex ma Ex mb		Parts which can cause ignition in a potentially explosive environment by sparking or heating are enclosed in a compound to contain and isolate it from the ignition of a layer of dust or cloud.	Small capacity Switch Gear, Controlling and Signalling Units, Display Units, Sensors. maD = use in Zone 20, 21, 22 mbD = use in Zone 21, 22	

# Maintenance Free LED Signal Lights

The EDLM and EDWM series LED signal lights are visual warning and status indicating lights for use in hazardous locations that require compliance with the ATEX Directive 94/9/EC (CENELEC standard) or NEC Article 505 certification.

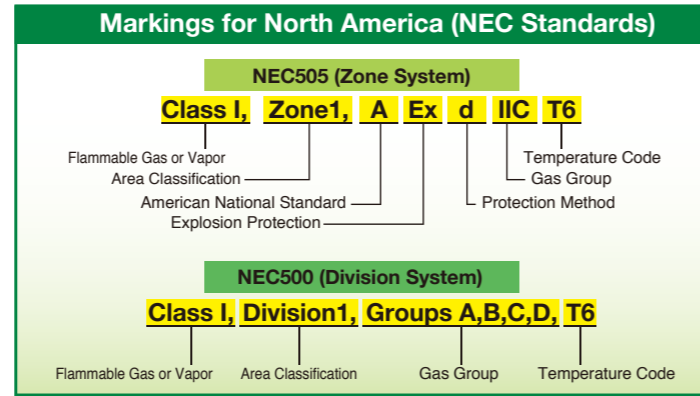
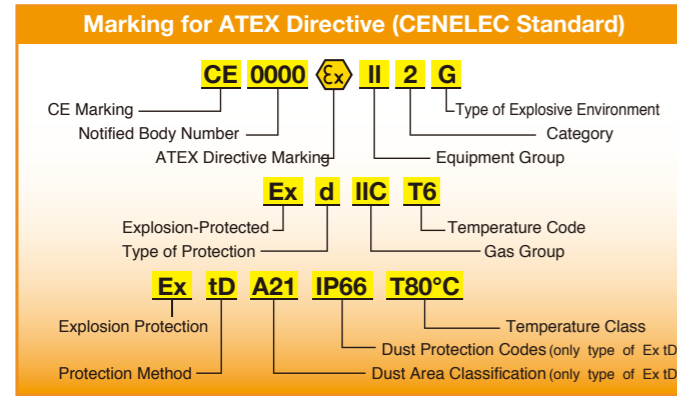
The EDLM and EDWM series offer wide range of voltages and versatile mounting options to meet various applications. The following chart explains the comparison between the ATEX Directive 94/9/EC (CENELEC standard) and NEC Article 505 certification. To find the most suitable models, refer to page 9 and 10.



## Protection Method (ATEX/IEC)



## Standard Markings



## Explosion-safe Protection

Protection Method	Europe (ATEX Directive / CENELEC) International (IEC)				North America Class I				
	Protection Code	Zone	CENELEC ATEX	IEC IECEX	Protection	Zone	US	Division	US
Flameproof	Ex d	1, 2	EN60079-1	IEC60079-1	AEx d	1, 2	ANSI/ISA 60079-1	1, 2	FM3615 UL1203
Increased Safety	Ex e	1, 2	EN60079-7	IEC60079-7	AEx e	1, 2	ANSI/ISA 60079-7	—	—
Intrinsic Safety (2 faults)	Ex ia	0, 1, 2	EN60079-11	IEC60079-11	AEx ia	0, 1, 2	ANSI/ISA 60079-11	1, 2	FM3610 UL913
Intrinsic Safety (1 fault)	Ex ib	1, 2	EN60079-11	IEC60079-11	AEx ib	1, 2	ANSI/ISA 60079-11	—	—
Purged/Pressurized	Ex p	1, 2	EN60079-2	IEC60079-2	AEx p	1, 2	ANSI/ISA 60079-2	1, 2	FM3620 NFPA496
Encapsulation	Ex m	1, 2	EN60079-18	IEC60079-18	AEx e	1, 2	ANSI/ISA 60079-18	—	—
Non-incendiaries	—	—	—	—	—	—	—	2	FM3611 UL1604
Type-n	Ex n	2	EN60079-15	IEC60079-15	AEx n	2	ANSI/ISA 60079-15	—	—

## Zone Classification

	CENELEC IEC	NEC505	Hazardous Area Classification
Gases	Zone 0	Class I Zone 0	An area where the mixture of explosive gas is continuously present or present for long periods.
	Zone 1	Class I Zone 1	An area where the mixture of explosive gas can be present during normal operation.
	Zone 2	Class I Zone 2	An area where the mixture of explosive gas is not normally present, but if it occurs, it will only be for brief periods of time.
Vapors	Zone 20	—	An area where the mixture of incendiary dust is continuously present or present for long periods.
	Zone 21	—	An area where the mixture of incendiary dust can be present during normal operation.
	Zone 22	—	An area where the mixture of incendiary dust is not normally present, but if it occurs, it will only be for brief periods of time.

## ATEX Directive (CENELEC)

Equipment Group	Category-Protection Level	Explosive Environment	Flammable Substances	Hazardous Areas
I -mines	M1- Very High Level	Constant Exposure	Methane	—
	M2- High Level	Ocassional Exposure	Coal Dust	—
II -other areas	1- Very High Level	Constant Exposure	Gases	Zone 0 (Gases) Zone 20 (Dust)
	2- High Level	Ocassional Exposure	Vapors	Zone 1 (Gases) Zone 21 (Dust)
	3- Normal Level	Rare and Temporary	Dust	Zone 2 (Gases) Zone 22 (Dust)

## ATEX/IEC Classification for Gases & Temperature Coding

	T1 (450°C)	T2 (300°C)	T3 (200°C)	T4 (135°C)	T5 (100°C)	T6 (85°C)
I Methane	—	—	—	—	—	—
IIA Acetone Ethane Propane	Ethyl Alcohol Cyclohexane n-butane	Gasoline Aircraft fuel Diesel fuel	Acetaldehyde	—	—	—
IIB Lighting gas Acrylonitrile	Ethylene Ethylene oxide	Ethylene Glycol Hydrogen sulphide	Ethyl-ether	—	—	—
IIC Hydrogen	Acetylene	—	—	—	—	Carbon bisulfide

# Visual/Audible Signaling Products & LED Work Lights

A wide range of visual and audible signaling products, as well as super bright LED light bars, designed for use in hazardous locations that require the ATEX Directive 94/9/EC (CENELEC

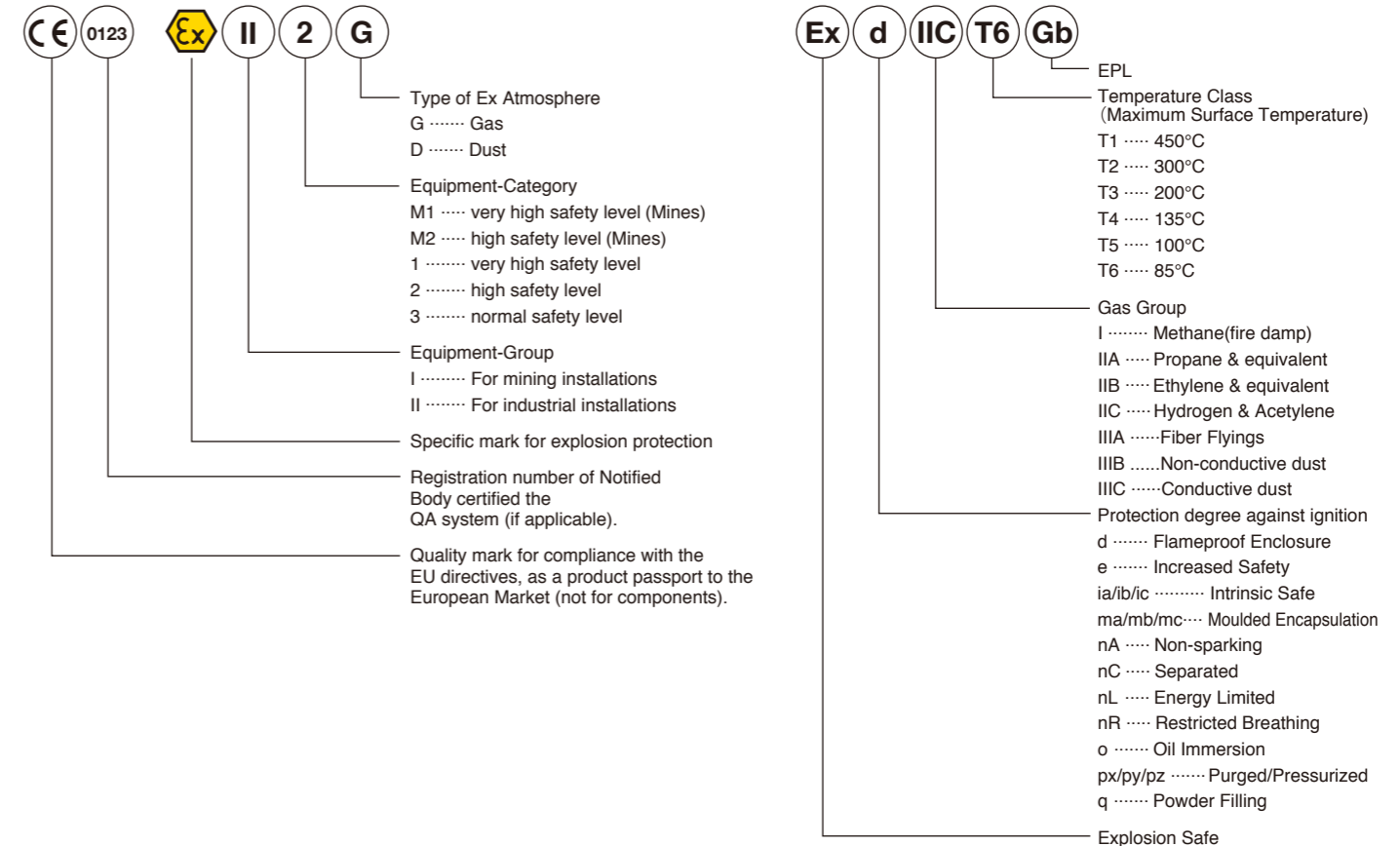
Standard). These unique and innovative models meet the criteria for Zone 2 (gas) and Zone 22 (dust) atmospheres.




LED Signal Towers				Hazardous Area	
Model Selection	Page	CENELEC Standard	Explosion Safety	Gas	Dust
AR-070 Series	11	EN 60079-0, EN 60079-15, EN 60079-31	CE Ex II 3GD Ex nA IIC T4 Gc, Ex tc IIIC T85°C Dc IP65	Zone2	Zone22
AR-078 Series	12	EN 60079-0, EN 60079-15, EN 60079-31	CE Ex II 3GD Ex nA IIC T4 Gc, Ex tc IIIC T85°C Dc IP65	Zone2	Zone22
MP3 Field Programmable Annunciator integrated with LED tower				Hazardous Area	
Model Selection	Page	CENELEC Standard	Explosion Safety	Gas	Dust
LKEH-FV-EX Series	13	EN 60079-0, EN 60079-15, EN 60079-31	CE Ex II 3GD Ex nA IIC T4 Gc, Ex tc IIIB T85°C Dc IP54	Zone2	Zone22
Melodies & Chimes Horns				Hazardous Area	
Model Selection	Page	CENELEC Standard	Explosion Safety	Gas	Dust
LKEH-FE-EX Series	13	EN 60079-0, EN 60079-15, EN 60079-31	CE Ex II 3GD Ex nA IIC T4 Gc, Ex tc IIIB T85°C Dc IP54	Zone2	Zone22
EHS-EX Series	15	EN 60079-0, EN 60079-15, EN 60079-31	CE Ex II 3GD Ex nA IIC T4 Gc, Ex tc IIIC T85°C Dc IP65	Zone2	Zone22
EHV-EX Series	15	EN 60079-0, EN 60079-15, EN 60079-31	CE Ex II 3GD Ex nA IIC T4 Gc, Ex tc IIIC T85°C Dc IP65	Zone2	Zone22
Super Bright LED Work Lights				Hazardous Area	
Model Selection	Page	CENELEC Standard	Explosion Safety	Gas	Dust
CLN-24-CD-PT-EX	15	EN 60079-0, EN 60079-15, EN 60079-31	CE Ex II 3GD Ex nA IIC T4 Gc, Ex tc IIIC T135°C Dc IP65	Zone2	Zone22
CLK-EX Series	16	EN 60079-0, EN 60079-15, EN 60079-31	CE Ex II 3GD Ex nA IIC T4 Gc, Ex tc IIIC T135°C Dc IP65	Zone2	Zone22
CLA-EX Series	16	EN 60079-0, EN 60079-15, EN 60079-31	CE Ex II 3GD Ex nA IIC T4 Gc, Ex tc IIIC T135°C Dc IP65	Zone2	Zone22

\* These products are manufactured by PATLITE, converted and certified to explosion-safe by Artidor, and sold by PATLITE.

## Markings



# EDLM SERIES & EDWM SERIES EXPLOSION-SAFE




EDLM EDWM

**Descriptions**


The EDLM (3 tiered LED) and EDWM (5 tiered LED) models are innovative LED maintenance-free Explosion-safe Signal Towers. Their robust design, along with pressure and flame-proof housing is ideal for use in potentially flammable and hazardous explosive environments, such as chemical, petrochemical, combustible dust, mineral/natural gas production; as well as for the food and beverage industries.

**Features**


- Housing: Aluminum alloy
- Glass: Borosilicate glass
- Terminals: Easy wire connection to the Signal Tower by opening the bottom
- Mounting: Upright, Wall Mount, Vertical-mount, and Horizontal Mount
- LED color: Different color configurations are possible to custom-design
- Voltage: AC/DC24V, AC120V, AC230V, AC90-250V are available.
- Wire core size: 0.5mm<sup>2</sup>~0.8mm<sup>2</sup>, AWG20~AWG18




Wall Mount



Horizontal Mount



Vertical Mount



FM APPROVED Ex

EDLM & EDWM are covered by the specifications shown in the shaded areas below

Country	Area Classification	Classification of hazardous areas			Patlite Model EDLM, EDWM		
		Constant Exposure	Occasional Exposure	Rare and Temporary	Conformity hazardous areas	Explosive atmosphere	Certification authority
Europe	ATEX Directive 94/9/EC	Zone 0	Zone 1	Zone 2	Zone 1,2	Gas	PTB (Germany)
		Zone 20	Zone 21	Zone 22	Zone 21,22	Dust	
North America	NEC Article505	Zone 0	Zone 1	Zone 2	Zone 1, 2	Gas	FM (USA)
		Division 1			Division 2	—	

\*The ATEX directive is a CENELEC standard.  
\*NEC is a National Electrical Code standard for North America.

## Specifications

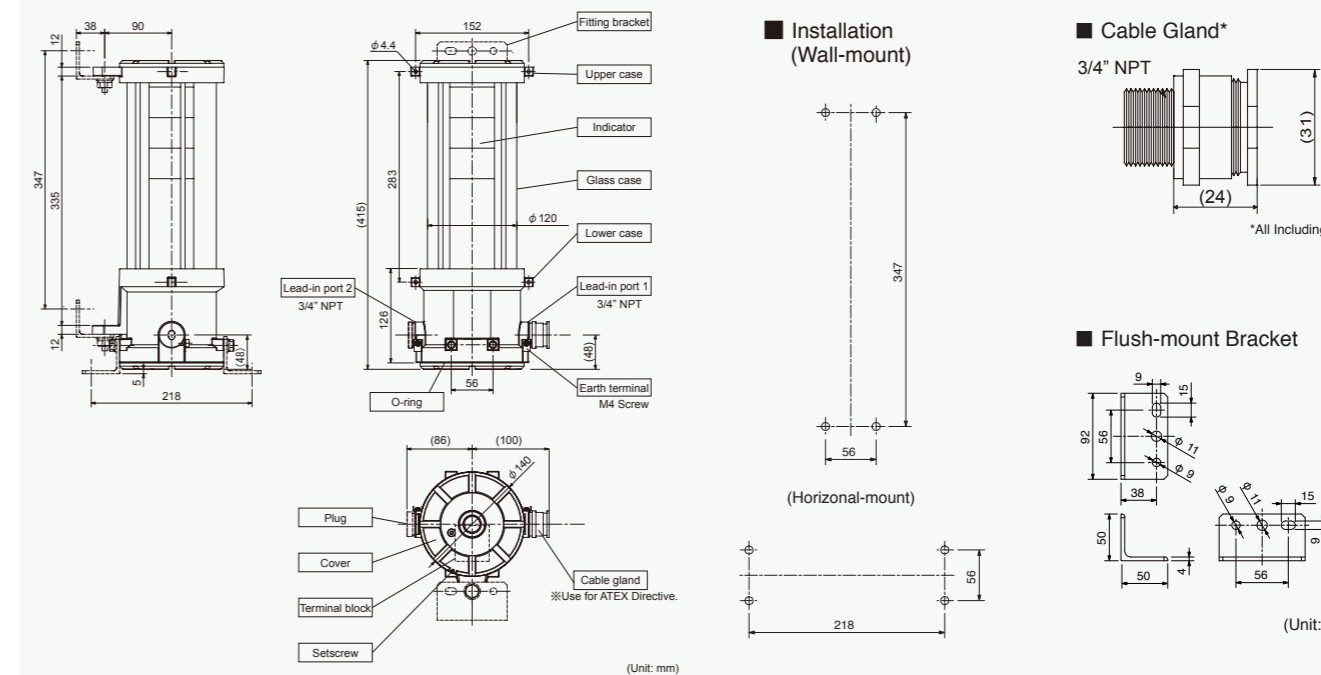
Type	EDLM-302FEA	EDLM-312FEA	EDLM-323FEA	EDWM-502FEA	EDWM-5M2FEA
Rated voltage	AC/DC 24V	AC 120V	AC 230V	AC/DC 24V	AC 90 ~ 250V
Signal line current (Per unit)		Red/Amber: 52.5mA Green: 20.0mA		Red: 22.6mA, Amber: 26.6mA, Green: 17.5mA Blue/White: 38.9mA	
Operating temp.	ATEX Directive: -20 °C ~ +50 °C ( no ice ) / FM Standard: -25 °C ~ +50 °C ( no ice )				
Operating humidity	45% ~ 85RH ( Keep from dew condensation )				
Ambient pressure	80Kpa ~ 110				
Lighting pattern	Flashing (60±12 flashes per minute) / Continuous light				
IP	IP66				
Vibration resistance	9.8m/s <sup>2</sup>				
Mounting type	Outdoor & Indoor Upright & Sideways				
Luminosity	Red: 350mcd or more, Amber: 580mcd or more Green: 1300mcd or more		Red/Green/White: 1000mcd or more Amber: 700mcd or more, Blue: 300mcd or more		
Mass(Main body)	4.3kg		4.7kg		
Material	Upper & Lower case : Aluminum alloy (Outside: Melamine baking finish) Glass case : Borosilicate glass Fitting bracket : Stainless Cable gland : Brass				

## Explosion-Proof Structure and Functions

### Indications

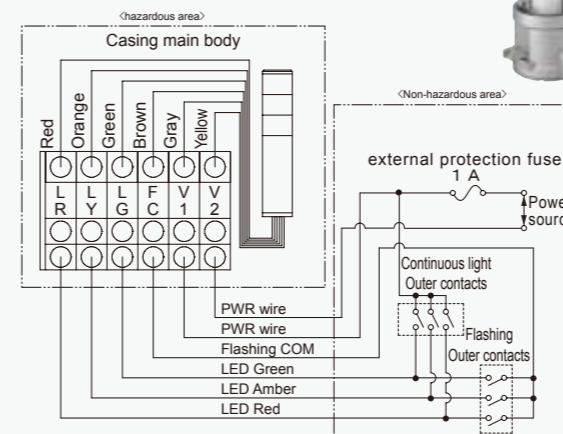
● ATEX Directive	● FM Standard
<p>Ex II 2G Ex dII C T6 (Zone1,2)</p> <p>Ex II 2D Ex tD A21 IP66 T80 °C (Zone21,22)</p> <p>●EN60079-0, EN60079-1 EN61241-0, EN61241-1 ●ATEX compliant product, Recognized by: PTB</p>	<p>Class I, Zone 1, AExdIICT6 (Zone1)</p> <p>●FM3600 ANSI/ISA-12.00.01-2002 ANSI/ISA-12.22.01-2002 ●NEC505 compliant product, Recognized by: FM</p>
<p>●This product is flameproof enclosure. ●Can be used in the condition of Group IIA, IIB, IIC under temperature class T1 ~ T6.</p>	

## Dimensions (EDLM, EDWM)

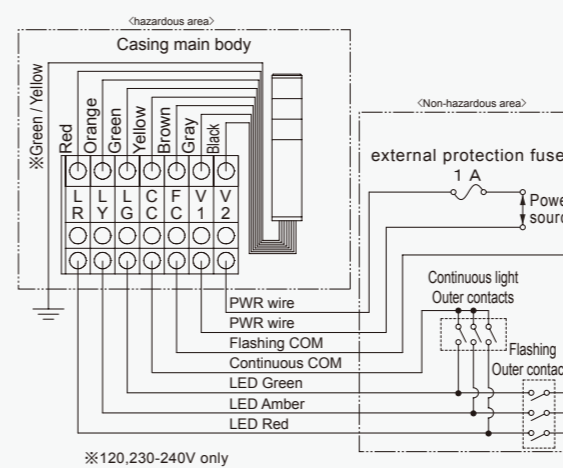


## Wiring Diagram EDLM (3 color LED)

### EDLM-302FEA



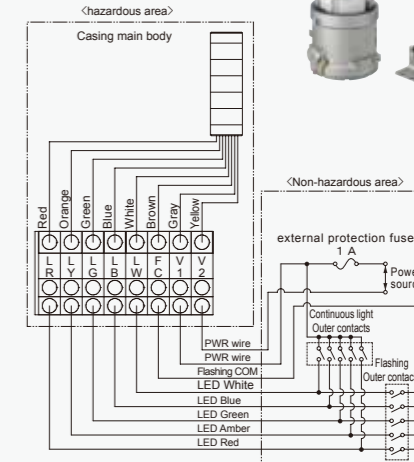
### EDLM-312FEA / EDLM-323FEA



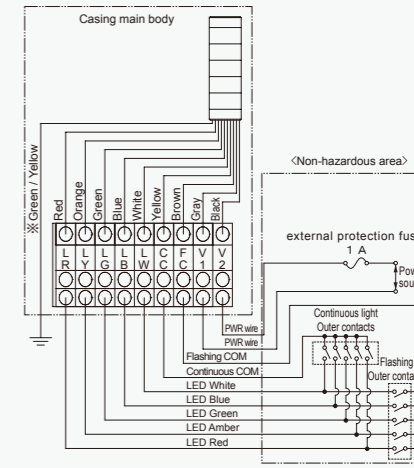
<external protection fuse> All model : 250V 1A

## Wiring Diagram EDWM (5 color LED)

### EDWM-502FEA



### EDWM-5M2FEA



<external protection fuse> All model : 250V 1A

# AR-070 SERIES EXPLOSION-SAFE

CE II 3GD Ex nA IIC T4 Gc, Ex tc IIIC T85°C Dc IP65 94/9/Ex(ATEx)CENELEC:EN 60079-0, EN 60079-15, EN 60079-31

## Explosion-safe Signal Light Ø40mm

### Description

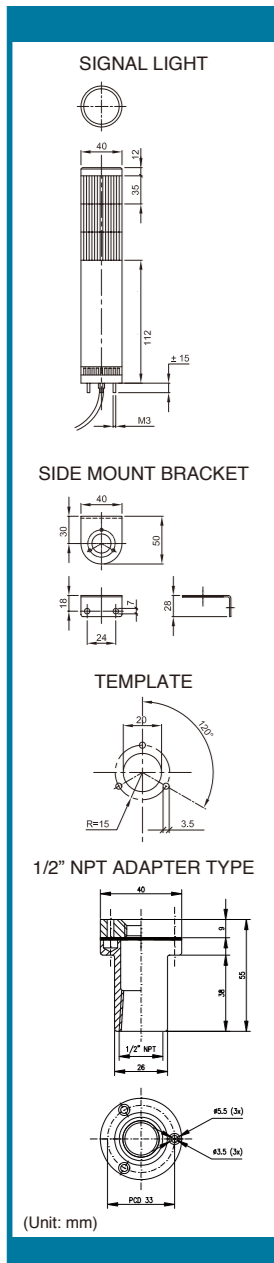
Explosion-safe Signal Light featuring an LED light that is versatile and energy-efficient. The vertical and horizontal cut lenses in combination with a double-reflection system enhances the LED light diffusion to create a unique, full and brilliant light. The lenses and main body are made of strong synthetic materials with characteristics to withstand harsh environments. The Signal Light can be ordered in any combination from 1 to 5 LED units with any color combination. In addition to its "continuous lighting" condition, the Signal Light can also be ordered with flashing / non-flashing functions, as well as with two super-loud alarm sounds with an 85dB (at 1m) output.

### Features

- Explosion-safe for gas and dust
- Suitable for Zone 2 and Zone 22
- CE compliance in accordance to ATEX
- Full and brilliant lumination
- LED double reflection lighting system
- Different lens colors available
- 1 to 5 stack are available
- 1/2" NPT adapter for pole mount is available as an option
- Available with "flashing/non flashing" and two audible buzzer alarm sounds
- Ingress protection of IP65
- Wall-mount or 1/2" NPT mount



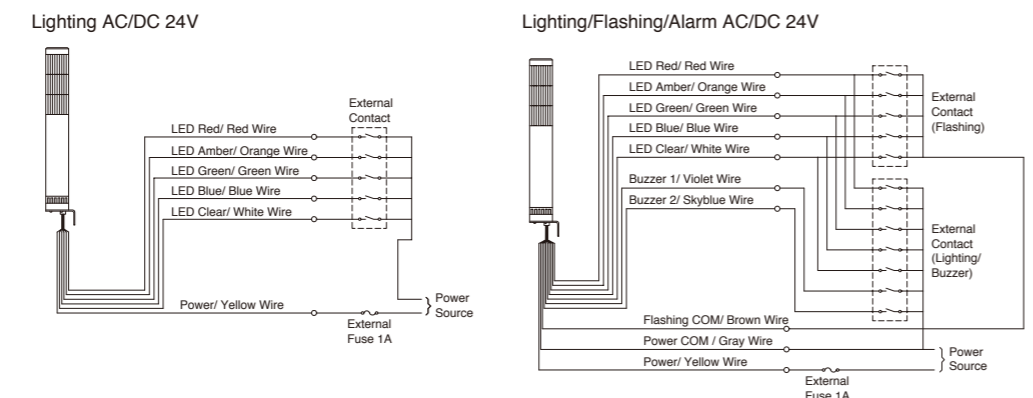
### Dimensions



### Specifications

Explosion-safety:	CE II 3 GD; Ex nA IIC T4 Gc; Ex tc IIIC T85 °C Dc IP65
CE conformities:	EN 60079-0, EN 60079-15, EN 60079-31
Certification:	EC-Declaration of conformity
Ambient Temperature:	-30 °C to +60 °C
Ingress Protection:	IP65 to EN 60529
Material:	ABS towerbody
Lighting Source:	Multiple LEDs with double reflection system
Acoustical Source:	Buzzer 85 dB (1m) with two different tones
Rated Voltage:	AC/DC 24V
Assembly position:	As desired
Activation Time:	100%
Module Colors Available:	Red, Amber, Green, Blue, Clear/white
Cable:	Factory sealed cable, Ø 8 mm, length 3 meter

CURRENT RATINGS			
LED		BUZZER	
Signal	Line Current	Signal	Inrush Current
Red, Amber	approx. 30 mA	Green, Blue, Clear	approx. 40 mA
			approx. 250 mA



EXPLOSION-SAFE SIGNAL LIGHT								
How to order	Code	Voltage	Code	No. of Stacks	Code	Bracket	Colors*	Code
Continuous lighting (only)	1	AC/DC 24V	1	1-5	1	Blank:L Type N:NPT Type	Red	R
Continuous/Flashing lighting and two Audible alarms	2				2		Amber	Y
					3		Green	G
					4		Blue	B
					5		Clear/White	C

How to Order AR-070- 0 1 / - RYGBC \*From top to bottom  
 ※ AC type is available by special order.

# AR-078 SERIES EXPLOSION-SAFE

CE II 3GD Ex nA IIC T4 Gc, Ex tc IIIC T85°C Dc IP65 94/9/Ex(ATEx)CENELEC:EN 60079-0, EN 60079-15, EN 60079-31

## Explosion-safe Signal Light Ø60mm

### Description

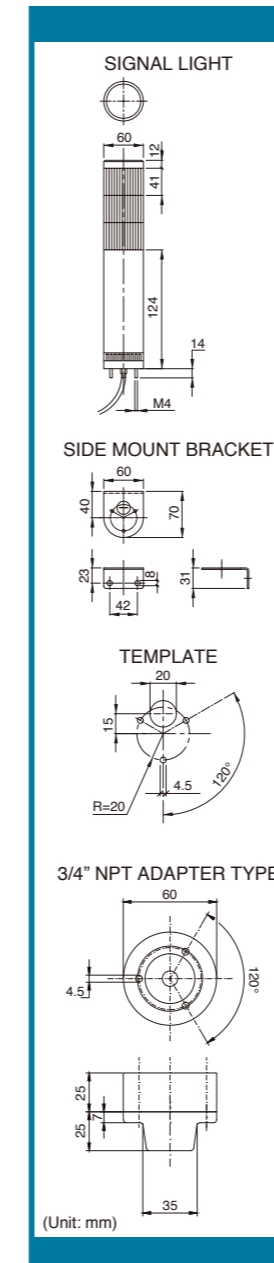
Explosion-safe Signal Light featuring an LED light that is versatile and energy-efficient. The vertical and horizontal cut lenses in combination with a double-reflection system enhances the LED light diffusion to create a unique, full and brilliant light. The lenses and main body are made of strong synthetic materials with characteristics to withstand harsh environments. The Signal Light can be ordered in any combination from 1 to 5 LED units with any color combination. In addition to its "continuous lighting" condition, the Signal Light can also be ordered with flashing / non-flashing functions, as well as with two super-loud alarm sounds with an 90dB (at 1m) output.

### Features

- Explosion-safe for gas and dust
- Suitable for Zone 2 and Zone 22
- CE compliance in accordance to ATEX
- Full and brilliant lumination
- LED double reflection lighting system
- Different lens colors available
- 1 to 5 stack are available
- 3/4" NPT adapter for pole mount is available as an option
- Available with "flashing/non flashing" and two audible buzzer alarm sounds
- Ingress protection of IP65
- Wall mount or 3/4" NPT mount



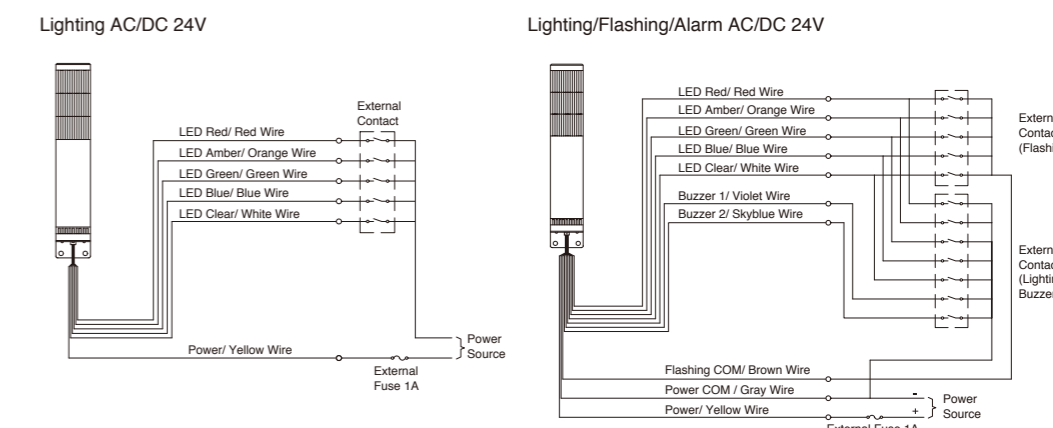
### Dimensions



### Specifications

Explosion-safety:	CE II 3 GD; Ex nA IIC T4; Ex tD A22 IP65 T85°C
CE conformities:	EN 60079-0, EN 60079-15, EN 61241-0, EN 61241-1
Certification:	EC-Declaration of conformity
Ambient Temperature:	-30 °C to +60 °C
Ingress Protection:	IP65 to EN 60529
Material:	ABS towerbody, polyester glassfibre reinforced base
Lighting Source:	Multiple LEDs with double reflection system
Acoustical Source:	Buzzer 90 dB (1m) with two different tones
Rated Voltage:	AC/DC 24V
Assembly position:	As desired
Activation Time:	100%
Module Colors Available:	Red, Amber, Green, Blue, Clear/white
Cable:	Factory sealed cable, Ø 8 mm, length 3 meter

CURRENT RATINGS			
LED		BUZZER	
Signal	Line Current	Signal	Inrush Current
Red, Amber	approx. 30 mA	Green, Blue, Clear	approx. 40 mA
			approx. 250 mA



EXPLOSION-SAFE SIGNAL LIGHT								
How to order	Code	Voltage	Code	No. of Stacks	Code	Bracket	Colors*	Code
Continuous lighting (only)	1	AC/DC 24V	1	1-5	1	Blank:L Type N:NPT Type	Red	R
Continuous/Flashing lighting and two Audible alarms	2				2		Amber	Y
					3		Green	G
					4		Blue	B
					5		Clear/White	C

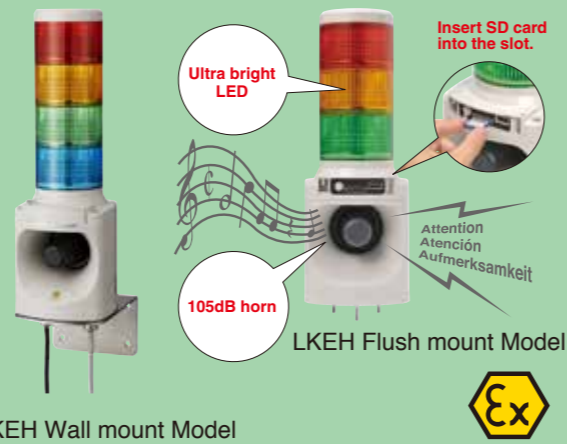
How to Order AR-078- 0 1 / - RYGBC \*From top to bottom  
 ※ AC type is available by special order.

# LKEH-FE-EX, LKEH-FV-EX EXPLOSION-SAFE

CE II 3GD Ex nA IIC T4 Gc, Ex tc IIIB T85°C Dc IP54 94/9/Ex(ATEx)CENELEC:EN 60079-0, EN 60079-15, EN 60079-31

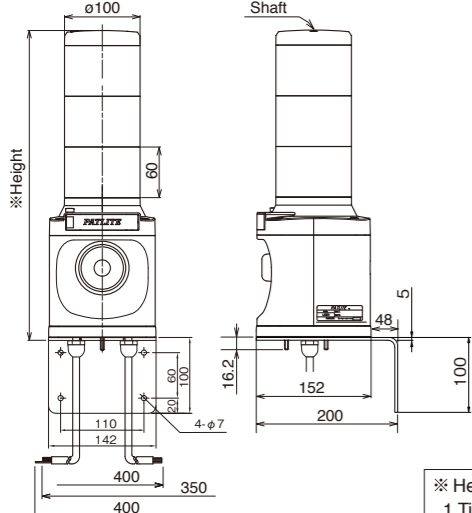
## 105dB(A) MP3 Field Programmable Annunciator, Melody Horn

- Explosion-safe for gas and dust
- Suitable for Zone 2 and Zone 22
- CE compliance in accordance to ATEX
- Super bright LED colors correspond to different voice, sounds, chimes and melodies.
- Voice alert messages of up to 63 seconds (64kbit/s) with 5 channels can be played back.
- 32 combinations of sounds, chimes and melodies are pre-recorded.
- 8 sounds can be played back by a bit input, and 32 sounds by binary input.
- Volume is adjustable from 0 to 105dB at 1 meter.
- Field programmable with MP3 by SD card for the model LKEH-FV-EX.
- Well visible with the super bright 100mm diameter LED from far distance.
- Robust design to withstand against 2G vibration.
- The body is made of Acrylonitrile-Ethylene-Styrene for weather resistance.
- Easy to control by only one common wire for both LED units and audible signals.
- NPN is standard. PNP open collector type is also available on order.



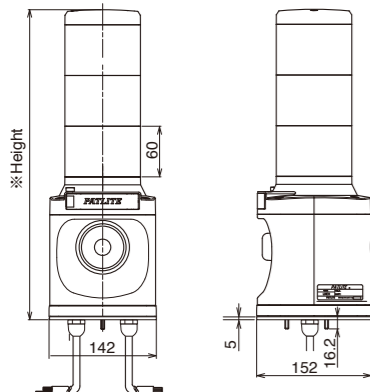
### Dimensions

Model LKEH-FEW-EX, LKEH-FVW-EX

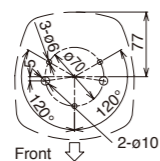


※ Height  
1 Tier: 270  
2 Tiers: 330  
3 Tiers: 390  
4 Tiers: 450

Model LKEH-FEF-EX, LKEH-FVF-EX



Mounting Dimension



(Unit : mm)

### Sound Selection Charts

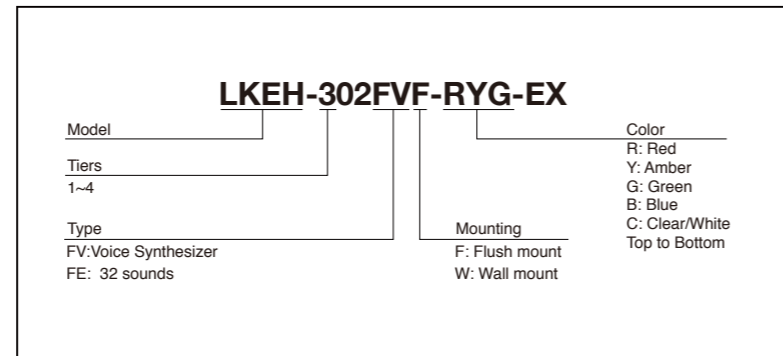
- Pre-recorded on model LKEH-FE-EX.
- 8 sounds can be played back by a bit input, and 32 sounds by binary input.

Beep	Stutter + Bell	Inverted Revellé	Annie Laurie
Stutter	Synthesized Melody	Galactic Motor	London Bridge
Bell	Chime	Ringing Phone	Mary's Lamb
Yelp	Call Sign	Two Tone	Camptown Races
Rapid Hi Lo	Train Ride	Alarm Clock	Amaryllis
Melody Chime	Galloping Hi Lo	Ringing Hi Lo	Symphony #40
Synthesized Piano	Alien Chatter	Fur Elise	Ave Maria
Synthesized Bell	Falling Crystals	Minuet	Grandfather's Clock

Model	MP3	Power
LKEH-FEF-EX/LKEH-FEW-EX	—	14.2W
LKEH-FVF-EX/LKEH-FVW-EX	Supports	14.2W

SD card(SD-2GP) for the model LKEH-FVF-EX and LKEH-FVW-EX sold separately.

### How to Order



### Specifications

Model	Rated Voltage	Voltage Range	MP3, Melody	Operating Temperature Range	Recordable Duration	Sound Pressure (at 1m)	Messages	Mass
LKEH-FEF-EX	DC 24V	24VDC±10%	Type-E	-10°C to +50°C, Humidity 85% or less	Prerecorded	105dB	8ch bit input, 32ch binary input	2.8Kg
LKEH-FEW-EX							8ch bit input, 32ch binary input	
LKEH-FVF-EX			MPEG1-Audio layer III, 64kbit/s		63 sec.		5ch bit input, 31ch binary input	2.8Kg
LKEH-FVW-EX			MPEG1-Audio layer III, 64kbit/s		63 sec.		5ch bit input, 31ch binary input	3.2Kg

The mass indicated is based on a 3 tiered LED Model LKEH. The mass will change in conjunction with the number of tiers. Add or remove 0.2 Kg per module.

# EHS-EX, EHV-EX EXPLOSION-SAFE

CE II 3GD Ex nA IIC T4 Gc, Ex tc IIIC T85°C Dc IP65 94/9/EC(ATEx)CENELEC:EN 60079-0, EN 60079-15, EN 60079-31

## 105dB (at 1m) Melodies & Chimes Horn

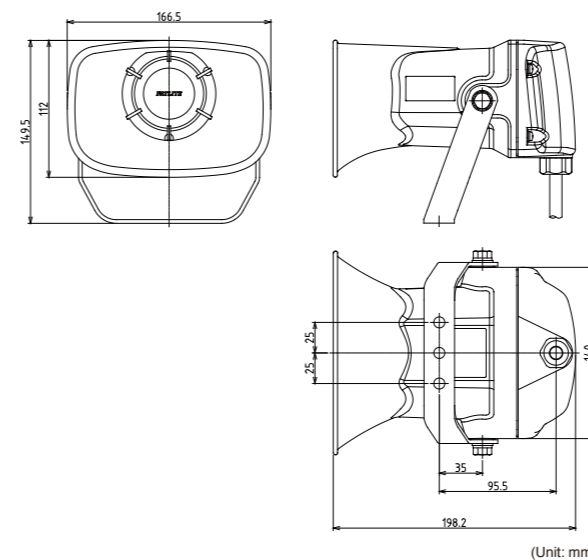
- Protection Rating of IP65.
- Explosion-Safe for gas and dust
- Suitable for Zone 2 and Zone 22
- CE Compliance in accordance to ATEX
- EHS-EX comes with 32 preloaded melody and alarm sounds with adjustable volume up to 110dB (@ 1m).
- Robust, indoor and outdoor use with vibration resistance up to 4.5G.
- EHV-EX comes with 63 preloaded crisp and clear melody and alarm sounds with adjustable volume up to 110dB (@ 1m).
- EHV-EX offers a field-programmable MP3 function with a maximum of 220 sec. of recording time (@ 64kpbs) and an adjustable volume up to 105dB (@ 1m).
- Ideal for plant-wide notification, public address and process control.
- UL464, CSA-C22.2 NO.205-M1983, FCC Part 15 Subpart B Class 4.
- CE, RoHS Compliant (EHS-M1 and EHV-M1 Only).



EHS-EX  
EHV-EX



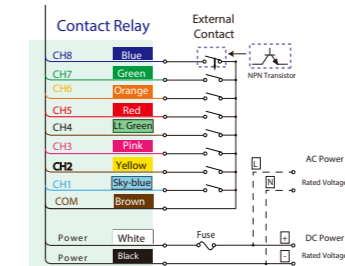
### Dimensions



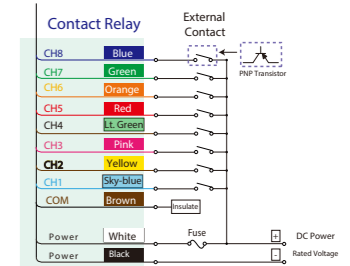
(Unit: mm)

### Wiring Diagram

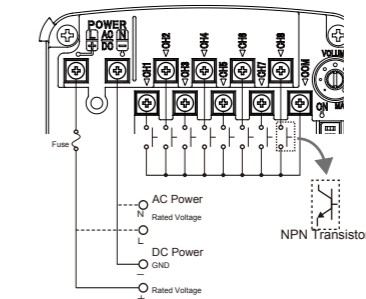
Non-voltage (NPN) Wiring



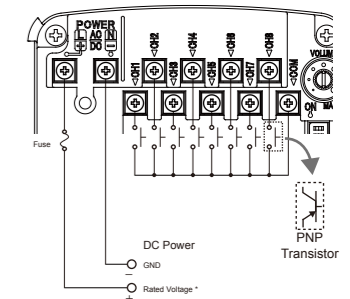
PNP Wiring



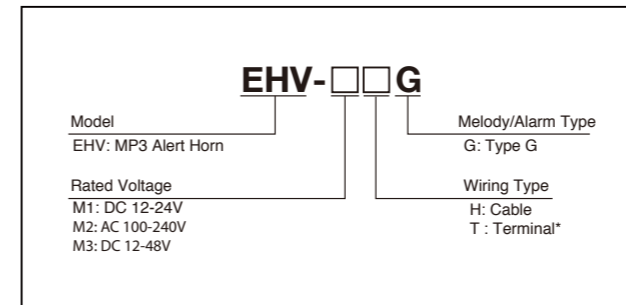
Terminal (NPN)



Terminal (PNP)



### How to Order



### Specifications

Model	Rated Voltage	Voltage Range	Power Consumption	Rated Current Consumption	Sound Pressure (max)	Operating Temperature Range	No. of Playback Messages	Protection Rating	Wiring Type	Mass
EHS- M1H	DC 12 - 24V	DC 10.8V to 26.4V	4W (at DC24V)	450mA (max)	Alarm: 110dB (at 1m)	-20 °C to +50°C (Less than 85% RH)	Bit Input: 8 Binary Input: 32	IP65	Cable	1.25kg
EHS- M1T									Terminal	
EHV- M1H	DC 12 - 24V	DC 10.8V to 26.4V	4W (at DC24V)	400mA (max)	Alarm: 110dB (at 1m) MP3: 105dB (at 1m)	-20 °C to +50°C (Less than 85% RH)	Bit Input: 8 Binary Input: 63	IP65	Cable	1.25kg
EHV- M1T									Terminal	

Note 1: The sound pressure level is based on measurements under controlled conditions (voice-synthesized 1 kHz sine wave played back from a distance of 1 meter), therefore the surrounding environmental conditions and message content will result in different values for the sound pressure level.

Note 2: Even when starting two or more units simultaneously, a lag will occur during message playback. MPEG Layer-3 audio coding technology licensed from Fraunhofer IIS and Thompson Licensing. (Model EHV)



# CLN-24-CD-PT-EX EXPLOSION-SAFE

CE II 3GD Ex nA IIC T4 Gc, Ex tc IIIC T135°C Dc IP65 94/9/Ex(ATEX)CENELEC:EN 60079-0, EN 60079-15, EN 60079-31

## Water/Oil Resistant LED Work Light



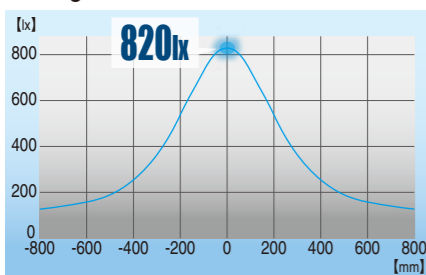
- 820 lx brightness, equivalent to a 40 watt incandescent bulb
- 60,000 hrs., or about 7 years of long service life (\*1)
- IP66G, IP67G, IP69K protection (\*2)
- DC24V (Polarized)
- IEC62471 Compliance (Photobiological Safety Standard)
- Daylight Color Temperature (6,500K) suitable for very detailed work
- Comes with a flexible stainless-steel angle bracket for versatile installation (\*3)
- Wide operating ambient temperature range (-40°C to +60°C)
- Low current draw of 174mA
- Very compact, light-weight and durable design
- (Thickness) 22.2mm X (Width) 85mm X (Height) 128mm



CLN-24-CD-PT-EX



## Light Distribution Characteristics



High power LED with 820 lx provides sufficient illumination with only a 174mA current draw.



Stainless steel flexible angle bracket allows a versatile installation, instantly enabling direct illumination to the work area.



\* The pan/tilt brackets can also be removed for Rear Attachment applications.

Color temperature of 6,500K is suitable for detailed and fine work, while providing photobiological safety.



Natural light distribution when illuminating a wider work area with an equivalent to a 40W incandescent bulb with 550 lumens.

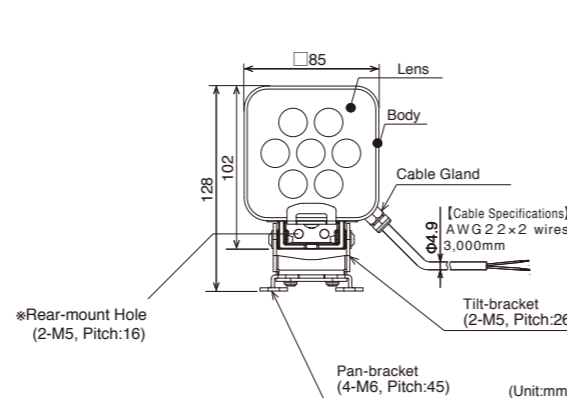


## Specifications

Model	CLN-24-CD-PT-EX
Color Code (Color)	CD (Daylight)
Color Temperature (typ.)	6500K
Illumination (typ.) (Centered at 24VDC) 1m	820 lx
Total Luminous Flux (typ.)	550 lm
Rated Voltage	DC 24V (Polarized)
Operating Voltage Range	DC 24V ±10%
Rated Current/Power Consumption	174mA ±10% / 4.2W
Operating Ambient Temperature	-40°C to +60°C (90% RH, No Condensation)
Main Unit Material	Body: Aluminum Alloy, Lens: Tempered Glass
Protection Rating	IP66G/67G (JIS C 0920)/69K (DIN 40050 part 9) (excluding cable end)
Mounting Location/Direction	Indoor / Any Direction
Insulation Resistance	DC 500V 5MΩ or more
Withstand Voltage	500VAC for 1 minute (Between terminals and chassis)
Vibration Resistance	30Hz total amplitude 0.3mm <sup>PP</sup> Back and forth, up and down, right and left for 2 hours each Total amplitude 0.3mm <sup>PP</sup> (10-57Hz), Acceleration 19.6m/s <sup>2</sup>
Mass (Tolerance ±10%)	430g

\*1: The typical value of LED brightness is 70% of the original specification, but may vary depending on actual applications.  
\*2: IP66G and IP67G are Japanese Industrial Standards (JIS C0920-2003), and IP69K is the German DIN 40050 PART9 Standard.  
\*3: CLN-24-CD-PT-EX Work Light can only be installed where risk of mechanical danger is limited to 2 Joules of impact energy

## Dimensions



\*Rear-mount Hole (2-M5, Pitch:16)

(Unit:mm)

# CLK-□□-24□□-□-EX EXPLOSION-SAFE

CE II 3GD Ex nA IIC T4 Gc, Ex tc IIIC T135°C Dc IP65 94/9/Ex(ATEX)CENELEC:EN 60079-0, EN 60079-15, EN 60079-31

## Water/Oil Resistant LED Work Light



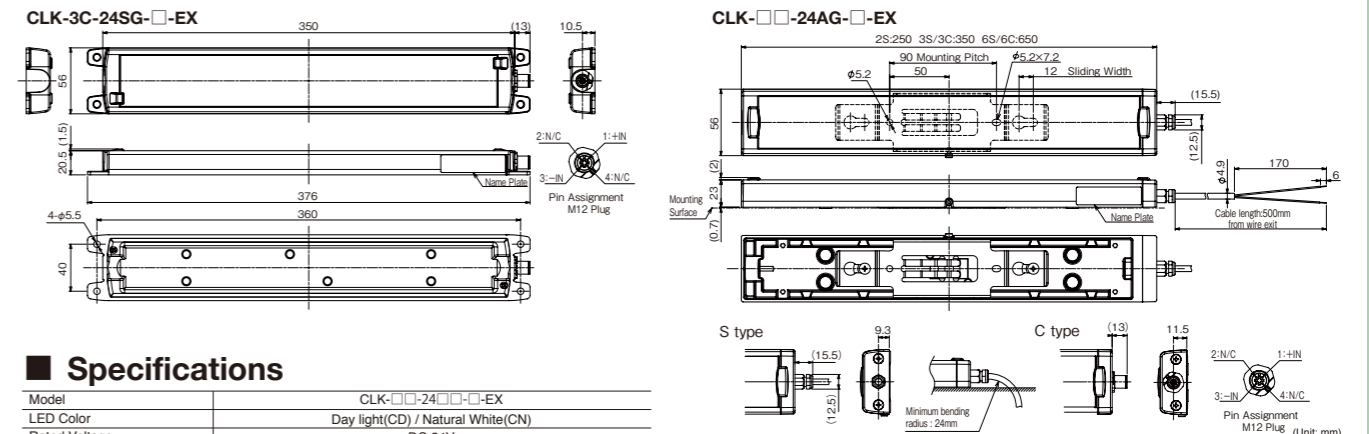
- Explosion-safe for gas and dust
- Suitable for Zone 2 and Zone 22
- CE compliance in accordance to ATEX
- 250mm long (2S), 350mm long (3S/3C), 650mm long (6S/6C)
- 1200 lx (3S/3C), 2100 lx (6S/6C)
- DC24V, 522mA (3S/3C)
- LED color: CD 6,500K, CN 5,000K
- IP66G, IP67G, IP69K rated
- -40°C ~ +60°C
- Tempered glass lens
- Aluminum housing
- Stainless steel housing is available for 350mm long model

CLK6C-24AG-CD-EX

CLK3S-24AG-CD-EX



## Dimensions

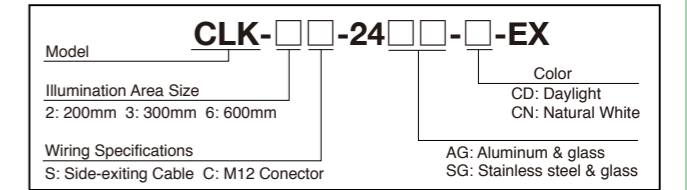


## Specifications

Model	CLK-□□-24□□-□-EX
LED Color	Day light(CD) / Natural White(CN)
Rated Voltage	DC 24V
Operating Voltage Range	Rated Voltage ± 10%
Current Consumption	522mA ± 40mA (3S/3C type)
Light Source	High Intensity LED x 18 elements (3S/3C type)
Luminous Intensity at Optical Center (lx at 1m)	1200 (3S/3C type)
Main Body	Housing: Aluminum, Cover: Tempered glass
Operating Temperature Range	-40°C~+60°C (No condensation 90%RH or less)
Mounting Direction	Any Direction (for indoor use only)
Protection Rating	IP66G/IP67G (IEC 60529)/IP69K (DIN 40050 part 9)
Vibration Resistance	19.6m/s <sup>2</sup>
Mass	1490g (3C type)

The LED Worklight may only be installed in places where risk of mechanical danger is limited to an impact energy of 2 Joules (1 Kg mass dropped at 20cm height).


## How to Order



# CLA SERIES EXPLOSION-SAFE

CE II 3GD Ex nA IIC T4 Gc, Ex tc IIIC T135°C Dc IP65 94/9/Ex(ATEX)CENELEC:EN 60079-0, EN 60079-15, EN 60079-31

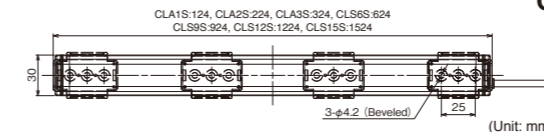
- Explosion-safe for gas and dust
- Suitable for Zone 2 and Zone 22
- CE compliance in accordance to ATEX
- 100mm(140 lx), 200mm(270 lx), 300mm(400 lx), 600mm(650 lx), 900mm(810 lx), 1200mm(890 lx), 1500mm(945 lx)
- DC24V (polarized)
- Cable Length: 3m
- IP66, IP67 and IP69K rated
- -40°C ~ +60°C
- Polycarbonate Mounting brackets available



CLA3S-24-CD-30-EX



## Dimensions



## Options

- LED color  
CD Daylight 6800K  
CN Natural white 4800K
- Length  
1 100mm 6 600mm 15 1,500mm  
2 200mm 9 900mm  
3 300mm 12 1,200mm



\*Stainless steel brackets are also available.

## Specifications

Models	Luminous Color	Length	Rated Voltage	Operating Voltage Range	Rated Current Consumption	Center Radiation (lx/50cm)	Mounting Direction	Vibration Resistance	Mass
CLA1S-24-CD-30-EX	Daylight	100mm	DC 24V (Polarized)	DC24V±10%	104mA	140	Any Direction (Indoor Use)	19.6m/s <sup>2</sup>	80 g
CLA1S-24-CN-30-EX	Natural White	100mm							
CLA2S-24-CD-30-EX	Daylight	200mm							
CLA2S-24-CN-30-EX	Natural White	200mm							
CLA3S-24-CD-30-EX	Daylight	300mm							
CLA3S-24-CN-30-EX	Natural White	300mm							
CLA6S-24-CD-30-EX	Daylight	600mm							
CLA6S-24-CN-30-EX	Natural White	600mm							
CLA9S-24-CD-30-EX	Daylight	900mm							
CLA9S-24-CN-30-EX	Natural White	900mm							
CLA12S-24-CD-30-EX	Daylight	1,200mm							
CLA12S-24-CN-30-EX	Natural White	1,200mm							
CLA15S-24-CD-30-EX	Daylight	1,500mm							
CLA15S-24-CN-30-EX	Natural White	1,500mm							

# LFH-EX EXPLOSION-SAFE

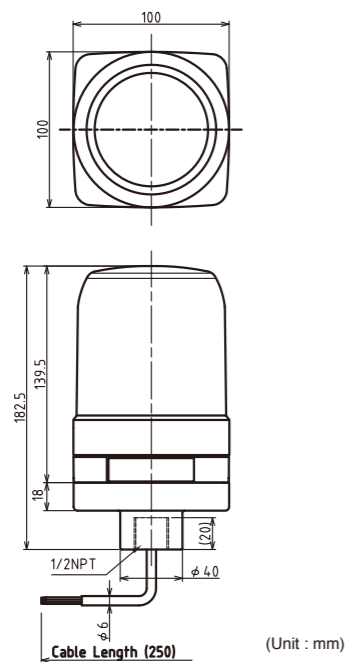
CE II 3GD Ex nA IIC T4 Gc, Ex tc IIIC T85°C Dc IP66 94/9/EC(ATEX)CENELEC:EN 60079-0, EN 60079-15, EN 60079-31

## Indoor/Outdoor LED Warning Light

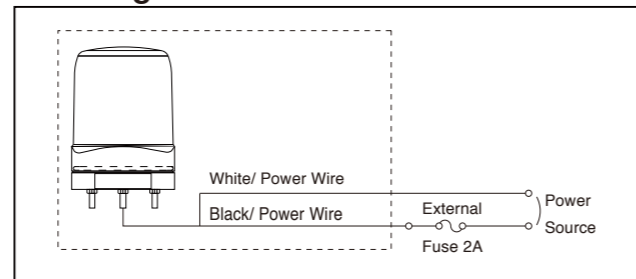
- Explosion-safe for gas and dust
- Suitable for Zone 2 and Zone 22
- Dome colors: Red, Yellow, Blue
- Triple flash, 110 +/-10 flash/minute
- Indoor/Outdoor use allows for the unit to be used in various environments such as factories, utilities, food and beverage, pharmaceutical, parking lots, and others.
- Vibration resistance of 90m/s<sup>2</sup> (9G)\* can withstand the mounting on to forklifts, construction, maintenance, and other industrial vehicles.
- 1/2" NPT adaptor
- IP66 (IEC60529)
- NEMA Type 4, 4X, 13
- RoHS Directive (EN50581)
- CE
- FCC Part 15 Subpart B Class A



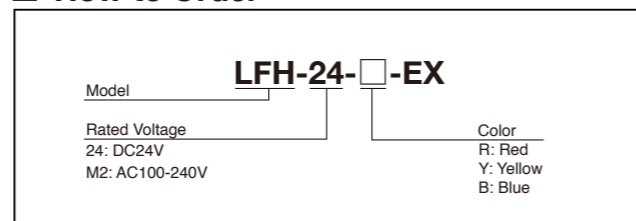
### ■ Dimensions



### ■ Wiring



### ■ How to Order



### ■ Specifications

Model	LFH-24	LFH-M2
Rated Voltage	DC 24V	AC 100V/120V/200V/230V
Operating Voltage Range	DC 20V~30V	AC 100V~240V
Operating Ambient Temperature	-22°F ~ +158°F (-30°C ~ +70°C)	-4°F ~ +140°F (-20°C ~ +60°C)
Operating Ambient Humidity	Less than 90% (No condensation)	
Mounting Location	Indoors and Outdoors	
Mounting Direction	Upright, Inverted, and Sideways (In a wet environment)	
Vibration Resistance	90 m/s <sup>2</sup>	20 m/s <sup>2</sup>
Protection Rating	IP66 (IEC 606529)	
Luminous Intensity	Red: more than 112cd Yellow: more than 177cd Blue: more than 52cd	
Weight (+/- 10%)	20.1oz (570g)	21.5oz (610g)

\*Vibration resistance 20m/s<sup>2</sup> for the LFH-M2

# RES-A Heavy Duty Revolving Warning Light for Harsh Environment

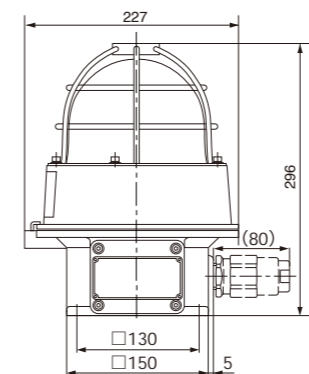
## Robust Heavy Duty Revolving Warning Light

- φ224mm diameter.
- Integral Rotating Parabolic Reflector: For enhanced visibility from a distance.
- Installation: Indoors—upright, inverted, sideways; Outdoors—upright only.
- Main Body: Aluminum alloy die-cast with silver color baked finish.
- Dome: Acrylic resin covered with clear hard-glass, and metal guard.
- Available Colors: Red, Amber, Green and Blue.
- IP66
- The metal cable gland is an optional part. Needs special order.

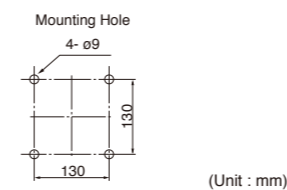


The metal cable gland is only available as an option. Please order it separately.

### ■ Dimensions



### Mounting Dimension



### ■ RES-A Type

Model	Rated Voltage	Current	Rotations per Minute	Bulb		Mass
					Repl No.	
RES-12A	DC 12V	0.9A	170	12V10W	9	6.5kg
RES-24A	DC 24V	0.5A		24V10W	10	
RES-48A	DC 48V	0.3A	150	48V10W	11	
RES-100A	AC 100~110V	0.1A	170	12V5W	12	
RES-120A	AC 115~120V					
RES-220A	AC 200~220V	0.05A				
RES-240A	AC 230~240V					

Bulb: G18 BA15S

⊙: Special Order



TIIS is a non-governmental, non-profit and self-sustaining organization founded in Japan in 1965 and recognized by the Minister of Health, Labor and Welfare as a juridical incorporation, to help reduce industrial accidents and contribute towards the benefits of industrial sectors in Japan through its various technological activities.